TEAM REPORTS
TEAMS ONE-FIVE

JCSO 99-7623
CBI D99-1333

JC-001-012238

REPORTS

TEAMS ONE – FIVE

JCSO 99-7625
CBI D99-1333

JC-001-012239

FEDERAL BUREAU OF INVESTIGATION

Date of transcription 4/27/99

Anthony Wayne Arnold, Building Engineer, Columbine High School (CHS), was interviewed at CHS. After being advised of the identity of the Special Agent and the nature of the interview, Arnold provided the following information:

Arnold said he has been the Building Supervisor at CHS for approximately two years and has worked for the Jefferson County School District for approximately nine years, at a variety of Jefferson County Schools as a building custodian.

Arnold described the video taping system that was in place in the cafeteria as consisting of four cameras located at the northeast corner near the soda machines, the northwest corner near the entrance to the faculty lounge, the southwest corner located above the windows, and at the southeast corner near the stairway. All cameras are set to point into the cafeteria area and operate on a clockwise "rollover" system. Each camera terminates at a VCR which is located in a custodial closet in an area east of the cafeteria. Arnold and one of his subordinates, Jay Galientine, are the individuals that usually change the tapes. Arnold showed the interviewing Agent the location of the closet and the cameras.

Arnold said the purpose of the taping system is to document activity in the cafeteria, especially students leaving trash at the tables. Arnold said it is his procedure to periodically review the tapes to see if there is any trash located in the cafeteria and if trash is discovered to review the tape to find out which group of students left the trash, and then try to identify those students and have them clean up their mess. Arnold said that if he finds trash on a tape he will generally pull that tape out of the VCR and place it on top for later review.

On April 20, 1999, Arnold said he believes he started the tape in the morning between 7:00 am and 8:00 pm, then probably reviewed the tapes sometime between 10:00 am and 11:00 am, and may have seen trash or an object on the table and removed that tape and re-inserted another. He said he would have unlocked the door at approximately 11:10 am, and put in another

Investigation on 4/25/99 at Littleton, Colorado

File # 174A-DN-57419 Date dictated 4/26/99

by SSA Ronald E. Knight/dma

This document contains neither recommendations nor conclusions of the FBI. It is the property of the FBI and is loaned to your agency;

re-wound tape to record lunchtime activity since that is a high volume time in the cafeteria.

He definitely remembers changing the tape before lunchtime, but is less sure whether or not he changed the tape several hours earlier. He said he probably did but has no specific knowledge of changing the tape between 10:00 am and 11:00 am.

Arnold said that the normal procedure is for Jay Gallentine to do a walk-through after each class period when classes occupy the cafeteria, and he believes that Gallentine would have done a walk-through at around 10:15 am. Arnold said he is sure that the door to the custodial closet where the VCR is kept was locked each time he went there on April 20, 1999.

Arnold said that on April 20, 1999, after the tape change which he believes would have occurred around 10:30 am, he went into the kitchen, got his lunch and went to his office where he ate lunch with John Curtis and Jay Gallentine. After lunch he returned to the custodial closet between 11:10 am, and 11:15 am, and changed the tape. After the tape change he walked back into the kitchen and heard Gallentine's voice on the radio saying words to the effect that he needed Neil Gardner, whom Arnold identified as the campus security policeman, in the west parking lot. Arnold said Gallentine's voice was agitated so Arnold went into the cafeteria area from the west entrance and saw several students looking to the west into the parking lot.

Arnold said he saw two students laying in the parking lot that appeared to have been injured. At that time he also noticed a student on his knees outside the window area to the west with a severe facial wound. Arnold said he also saw a student laying outside the door of the cafeteria. One student wanted to pull this student in and Arnold stopped him, feeling that the student was more likely to get medical attention outside than inside. Arnold said that students both outside and inside were ducking from what Arnold thought were gunshots that appeared to be coming from the north or northwest. He said the student that had been shot in the face was also facing to the north so Arnold inferred that the threat came from that area.

Arnold then ran into the faculty lounge to ensure someone was on the telephone calling 911. Once he verified that was in fact taking place, he ran back out and found the student that had been lying down had pulled himself half in and half out of the door. At that time Arnold noticed that the student had been shot in the back and Arnold suggested that they not move him further. Arnold then went around the serving line of the cafeteria and heard and felt a large "boom" which threw him to the ground. He believes the explosion came from the cafeteria area. He said he then crawled to the kitchen where he found three cooks and two more students ducked under appliances in the kitchen. At that time he noted Jay Gallentine and John Curtis running in the vicinity of the kitchen and he could hear bits and pieces of conversation over his two-way radio from persons outside the kitchen.

At that point Arnold said things begin to quiet down somewhat so he went to the storage room and noted students had began to huddle in there, so he went back out and got the cooks and another teacher whom he believed was a social studies teacher, and helped them into the storage room. He said the social studies teacher had been wounded in the leg and was obviously in a great deal of pain. He said the teacher had been hit with something from the explosion and the teacher said it felt like he had been hit with a "full beer can."

Arnold said shooting was going on while he was in the kitchen and until the time they went into the closet. Even after they were in the closet he would hear rustling, shots and screaming from an area he thought was above the kitchen. He estimated that the shooting went on for 20 to 30 minutes and then became sporadic. Arnold did not know at any point where the shooting was coming from other than at some point it was louder and then became quieter. After approximately 1 ½ to 2 ½ hours, Arnold and the students were directed out of the closet by police officers and taken out the west door of the cafeteria. Arnold thinks that occurred at around 3:00 pm. Arnold said the day of the incident he was wearing a white T-shirt and jeans.

Arnold said that he did recall a student who was performing community service working in the cafeteria prior to the incident. Arnold said the student's name was possibly [redacted] and would be listed on a sheet in the custodian's office.

Arnold was further described as follows:

Name:	Anthony Wayne Arnold
Race:	White
Sex:	Male
Height:	5'11"
Weight:	200 pounds
Date of birth:	September 4, 1971
Social Security Account Number:	356-74-0752
Address:	9930 West 20th Avenue Lakewood, Colorado
Telephone - home:	(303) 239-8034
Telephone - work:	(303) 892-4396
Pager:	(303) 826-2300
Cellular:	(303) 594-6097

FEDERAL BUREAU OF INVESTIGATION

Date of transcription 4/26/99

Jay Gallentine, Building Custodian, Columbine High School, was telephonically interviewed. After being advised of the identity of the Special Agent and the nature of the interview, Gallentine provided the following information:

Gallentine said he is a Building Custodian at Columbine High School. His shift begins at approximately 5:00 am, and ends at around 2:00 pm. On April 20, 1999, he came to work at approximately 5:00 am. He was dropped off by his wife, Linda, and as is his usual habit, opened the gates to the parking lots. Once he had opened the gates, he entered the school through a door located on the northwest corner of the school near the cooling towers. He unlocked the janitor's office and called security to let them know he was in the building.

Gallentine remembers that he had a job he had to complete the first thing in the morning and immediately went out and changed the lettering on the marquee in front of the high school. He then changed garbage bags in front of the school. Once he had raised the flag by the turnout in front of the school, he returned to the janitor's office.

After turning on the lights in the cafeteria, he propped the eastern-most door to the cafeteria open so that the head cook, whom he identified as Linda Tiplett, could enter. He recalls that after turning the lights on he did a cursory examination of the cafeteria and at that time saw no bags or backpacks on the floor of the cafeteria.

Gallentine said it is his habit to walk through the cafeteria at the commencement of each class period during the course of his shift. He does not recall seeing any objects unattended on the floor of the cafeteria on any of his walk throughs that day. Gallentine said that if he did see an object it was his habit to put the item on the table so that the person who lost or left it could return and easily find it. He is quite certain that he would have noticed an odd shaped duffel bag or larger container during one of his walk throughs.

Gallentine did note however, that on April 20, 1999, a student who had been assigned community service was in the

Investigation on 4/25/99 at Littleton, Colorado (telephonically)

File # 174A-DN-57419 Date dictated 4/26/99

by SSA Ronald E. Knight/dma

This document contains neither recommendations nor conclusions of the FBI. It is the property of the FBI and is loaned to your agency; it and its contents are not to be distributed outside your agency.

cafeteria helping to sweep the floor and wipe down tables and may have seen something. Gallentine does not know the student's name.

Gallentine said that it was his job to wait at the northwest corner of the kitchen until approximately 10:30 am when he would go into the kitchen and get his lunch. On April 20, 1999, he said he was waiting at the northwest corner until approximately 10:50 am, when he went into the kitchen to prepare his lunch. Around 11:15 am, Gallentine had noticed dirty tables near the doors to the faculty lounge and was beginning to clean those tables when a young girl came running into the cafeteria and said words to the effect of, "Someones been shot." Gallentine looked out the window and saw a student laying in the parking lot close to the soccer field.

At around that time a window on the south side of the cafeteria with a Columbine symbol etched in it was blown out by either an explosion or a bullet. Gallentine screamed, "Get down" to students around him and at that time recalls hearing sporadic gunfire. Gallentine directed students to get under tables as the gunfire increased. He noticed some students were running toward the stairs and the double doors leading to the south parking lot.

Gallentine recalls hearing gunfire upstairs above the cafeteria and he went to the stairs that led to that area. He is not sure but thinks he went all the way to the music room located on the northeast side of the building where he saw students fleeing in all directions. He then retraced his steps back toward the cafeteria and library area. As he approached the top of the steps in front of the library leading to the cafeteria, he encountered a teacher he identified as Teresa Lara, who said words to the effect, "Jay, Dave Sanders has been shot. Call an ambulance." Gallentine thinks Lara also may have said that two students had been shot, but he is not sure.

Gallentine reached for his walkie-talkie and as he turned back toward the library he saw a student in a black trench coat holding a pistol and what Gallentine thought was a long barreled grenade launcher. He said the shoulder weapon was strapped across the individual's chest with the butt of the weapon on the right side of the individual's body. For a brief moment Gallentine and the subject were face-to-face and he

noticed that under the trench coat the individual appeared to be wearing a white shirt. Gallentine did not recognize the individual. Gallentine turned and ran to the landing leading to the cafeteria when he heard shooting behind him. He believed at that time the individual in the trench coat was coming down the stairs behind him.

Gallentine believes that around this time he saw John Curtis, another custodian, and Eric Krizer, whom he believes is a social studies teacher. He, Curtis and Krizer were moving toward the kitchen when he heard a large explosion behind them. Gallentine believes it was a pipe bomb and it blew Krizer down to the ground. He and Curtis picked Krizer up and carried him into the kitchen where they encountered a student, whom he identified as Dusty Hofschnieder plus three other unidentified students. Gallentine warned them back and the students went toward the storeroom area in the rear of the kitchen.

Gallentine, Curtis and Krizer huddled down behind the dishwasher table and Gallentine closed the door behind them. He is not sure why the gunman did not follow them into the kitchen. He does recall that several students insisted on leaving and left on their hands and knees out the western side of the kitchen toward the door that led to the west parking lot.

Gallentine encountered Tony Arnold, Judy Greco, and a number of other students in the northern storeroom area of the kitchen and recalls that Tony Arnold and 17 students entered the storeroom and locked themselves in. He believes the cooks were locked in their office.

Gallentine then left the kitchen and went back through the cafeteria to the auditorium and found the door unlocked. As he entered the auditorium he noticed several students sitting near the top of the auditorium and he saw a teacher whom he identified as Mr. Andris, sitting with the students. Gallentine motioned the students to come to him and all the students came down to the double doors leading into the auditorium. Gallentine told them there was an extreme emergency and to get out as quickly as possible. He believes 50 to 80 students ran out the auditorium and down what he referred to as the business hall which leads to the eastern lower section of the school.

Gallentine believes that the movement out of the auditorium drew the attention of the individual in the trench coat and as he stood at the base of the stairs he looked up and saw at least one of the individuals who was doing the shooting, coming around the corner of the stairs. Gallentine believes it was the same man he had seen in front of the library. Gallentine ran back through the cafeteria and as he ran through the cafeteria, he noticed a student lying on the floor. When he got to the end of the cafeteria Gallentine did not see the subject, so he went back upstairs and saw John Curtis near the landing of the stairs.

Gallentine again saw the shooter standing in front of the library and it is his recollection that as he and Curtis began running down the stairs together, the shooter began firing rounds at them. Gallentine said that as he and Curtis entered the kitchen an explosion occurred behind them and he could hear objects hitting the metal door on the serving line.

Once he and Curtis were on the ground in the kitchen, they crawled underneath a large industrial oven, but realized that hiding place was not secure. Around this time Gallentine heard what he described as a "whoosh" and saw fire in the vicinity of the cafeteria and the kitchen. Gallentine determined that he was in a "bad place" and moved further into the kitchen. He then entered the walk-in cooler and Curtis went into the freezer. After approximately one minute, Curtis, who was carrying a radio, called Gallentine and told him to open the door and that he was coming in the walk-in cooler. The door opened and Curtis entered the walk-in cooler.

They propped a food cart against the door and prepared several large objects to use as weapons in case the gunman opened the door. Gallentine kept trying to make contact with two individuals, whom he identified as Sid and Andy, on his radio. Gallentine said that Andy answered and Gallentine told him they were in the cooler and to tell him when it was safe to come out. Gallentine recalled hearing gunshots for a long period of time while he was in the cooler, but could not tell where they were coming from. He believes he saw shadows moving around the kitchen but did not see anyone.

Gallentine believes he heard shooting for up to an hour to an hour and thirty minutes after the initial incident. He said at one point there was approximately a 20 minute interval of silence and then the shooting began again. He recalled looking at his watch at 1:50 pm, and around that time recalls hearing shooting and then he glanced at his watch at 2:25 pm, but heard nothing.

At approximately 2:35 pm, a voice on the radio told him that the SWAT Team was outside the doors and Gallentine and Curtis came out of the cooler.

Gallentine is sure he did not change the tapes on April 20, 1999. He also said he was wearing a white T-shirt with a Columbine emblem and blue jeans. He said he is a white male, approximately 5'6 ½" and weighs 140 pounds. Gallentine is further described as follows:

Name:	Jay Gallentine
Date of birth:	July 19, 1958
Address:	20661 Willowbend Lane Parker, Colorado 80138
Telephone number:	(303) 805-8230

FEDERAL BUREAU OF INVESTIGATION

Date of transcription 04/24/1999

At approximately 10:35 a.m. on April 24, 1999, at the Denver Federal Bureau of Investigation office, 1961 Stout Street, Suite 1823, Denver, Colorado, Christopher R. Morris positively identified Philip Joseph Duran from a physical surveillance videotape. This physical surveillance was conducted at 2594 South Tennyson Way, Denver, Colorado on April 23, 1999.

Morris was unable to identify a white male and a white female observed with Duran on the videotape.

Morris' attorney, John Richalano, was present when Morris identified Duran from the videotape.

The original physical surveillance of Duran is attached in a 1A envelope.

Investigation on 04/24/1999 at Denver, Colorado

File # 4-DN-57405 Date dictated 04/26/1999

by SA Matthew S. Harris
SA John M. McGrath

This document contains neither recommendations nor conclusions of the FBI. It is the property of the FBI and is loaned to your agency; it and its contents are not to be distributed outside your agency.

FEDERAL BUREAU OF INVESTIGATION

Date of transcription 05/05/99

On May 4, 1999, James Royce Washington (**PROTECT IDENTITY**), also known as Jim Washington, 6020 Snowbird Drive, Colorado Springs, Colorado 80918, was telephonically contacted at his residence. After being advised of the identity of the interviewing agent and the nature of the interview, Washington voluntarily provided the following information:

Washington advised that at the Tanner Gun Show at the Denver Merchandise Mart in Commerce City, Colorado on the weekend of November 21 - 22, 1998, he and Ron Hartmann rented their tables from a friend of Washington's, Bruce Guthridge or Gutridge. Washington was unsure of the exact spelling of the last name.

Washington described Guthridge as being a gun dealer from the Loveland, Colorado area, northwest of Denver, who he has known for some time. He believes that Guthridge holds a Federal Firearms Dealer's license. Washington would see Guthridge at various gun shows and from time to time, he would assist Guthridge by watching his table while Guthridge went to the bathroom or to get something to eat. Due to his friendship with Guthridge, Washington advised that he and Hartmann would rent their tables at shows from him in order to help Guthridge out with the cost of the rentals.

Washington stated that inside the Merchandise Mart at the Tanner Gun Show, their tables were located near the south side of the east restrooms, in front of some telephone booths. Furthermore, he advised that Guthridge usually rented "end-cap" tables, at the corner of an aisle and they would rent one side of this set-up from him.

Investigation on 05/04/99 at Colorado Springs, CO (telephonically)

File # 174A-DN-57419 Date dictated 05/05/99

by SA Keith H. Howland

This document contains neither recommendations nor conclusions of the FBI. It is the property of the FBI and is loaned to your agency; it and its contents are not to be distributed outside your agency.

FEDERAL BUREAU OF INVESTIGATION

Date of transcription 06/14/99

Zachery Adam Heckler, white male, date of birth May 1, 1981, place of birth Albany, New York, residence 5880 West Quarles Drive, Littleton, Colorado 80128, residence telephone number (303) 978-0098, Zachery's personal telephone number (303) 978-1322, Columbine High School (CHS) student number 609951, 12th grader, employed part-time by the Great American Cookie Company, Southwest Plaza Mall, 8501 West Bowles Avenue, Littleton, Colorado 80123, work telephone number (303) 979-0400, employed approximately one and one-half months, was advised of the identity of the interviewing Agents and the nature and purpose of the interview. Heckler was interviewed in the presence of his father, Mark Heckler, work telephone number (303) 556-6587, at Zachery's place of employment. Heckler provided the following information:

Heckler was being interviewed based upon his known friendship with Eric Harris and Dylan Klebold, both members of the Trenchcoat Mafia (TCM), and to his knowledge of the Columbine High School incident that occurred on April 20, 1999. Heckler stated that he had been good friends with Dylan Klebold for years. In response to the questions pertaining to his computers, he replied that he does own several computers and considers himself to be proficient in using computers.

He stated that he corresponds via the Internet on the World Wide Web via www.Concentric.Net/~kibbz. He further stated that he has played computer games with Dylan Klebold and Eric Harris. Heckler advised that Klebold did not maintain an E-mail address. Eric Harris was known to maintain an American On Line (AOL) account with the computer name of "REBDOOMER." He stated that during the summer of 1997, he stopped being friends with Eric Harris for reasons not specified. He further stated he played the computer game known as "Quake" with Klebold, which is a game on the Internet that can be played on servers anywhere. Heckler stated he "Never" played the game "Postal."

Heckler advised that he maintains two computers in his home that he described as building in class while at CHS during approximately December, 1996. He stated he downloaded information off of his computer on Tuesday, April 20, 1999, following the CHS incident. He stated he downloaded the

---

Investigation on 04/23/99 at Littleton, Colorado

DN Control #1174

File # 174A-DN-57419, Jefferson County #99-7625 Date dictated 05/23/99

by SA Richard H. Price, FBI /dae

This document contains neither recommendations nor conclusions of the FBI. It is the property of the FBI and is loaned to your agency; it and its contents are not to be distributed outside your agency.

"Anarchist Cookbook" and other information that was then placed into a coffee can and placed behind the furnace adjacent to Zachery's bedroom. He stated he "hid" the computer disk because he was concerned with the information contained on the disk. Heckler willingly provided the whereabouts of the computer disks when asked directly regarding its content and whereabouts. He stated he did have the CHS locker combinations to all of the students maintained in his computer system.

Heckler advised that he did not have prior knowledge that Klebold and Harris were going to commit or execute such an act of violence at CHS. Heckler stated that he does not consider himself to be a member of the TCM.

Heckler stated he heard a rumor following the CHS shooting from friend, Katy Trojan, that [redacted], and 11th grader, and [redacted], a 12th grader, had knowledge "something" was going to happen. Heckler stated that he was told this from Trojan on April 22, 1999, at approximately 4:00 p.m. He stated he called [redacted] this morning between 10:00 a.m. and 11:30 a.m. reporting that [redacted] sounded unsure of what was going on. He stated [redacted] wondered about [redacted] and also wondered about where the guns used at CHS came from.

Heckler stated that he would have notified Neil Gardner, Jefferson County Sheriff's Department, School Resources Officer (SRO), assigned to CHS, if he would have known something was going to happen. He further stated he did not think anybody knew an incident was going to happen prior to the April 20, 1999, shooting.

Heckler provided consent to seize his two (2) computers and multiple disks from his residence while his father, Mark Heckler, was present. Both Zachery and Mark Heckler were cooperative during the interview.

Present for the interview were the following personnel:

SA Mathew Hellman, FBI
Sergeant John Hicks, Jefferson County Sheriff's Department
Investigator Mike Russell, Jefferson County District Attorney's Office, West Metro Task Force.

FEDERAL BUREAU OF INVESTIGATION

Date of transcription 06/14/99

The following investigation was conducted in Littleton, Colorado:

Zachery Adam Heckler, date of birth May 1, 1981, a Columbine High School student, was telephonically contacted at approximately 10:15 a.m. by the interviewing Agent in regard to his knowledge of a computer name known as Zuolox, Zuolex, Duolox or a name phonetically similar.

Heckler stated that he met, via the Internet, a contact known as Zuolox back in either 1996 or 1997. He stated that he does not know the true identity of Zuolox and has not had contact with Zuolox since 1997.

JC-001-012251

Investigation on 05/10/99 at Littleton, Colorado (telephonically)
DN Control # 1174
File # 174A-DN-57419, Jefferson County #99-7625 Date dictated 05/15/99

by SA Richard H. Price/dae

This document contains neither recommendations nor conclusions of the FBI. It is the property of the FBI and is loaned to your agency it and its contents are not to be distributed outside your agency.

FEDERAL BUREAU OF INVESTIGATION

Date of transcription 9/16/99

On August 31, 1999, Special Agent John M. Elvig responded to the home of Randy Brown, 8003 South Vance, Littleton, Colorado, telephone (303)972-0602 to pickup a copy of an E-mail and some AOL Instant Messaging regarding Brenda Parker. Randy Brown is the father of Brooks Brown. Attachment A is the E-Mail and AOL Instant Messaging copies furnished by Brown.

Brooks Brown explained that he had received the documents via the Internet from Catherine Deely, 1868 Commonwealth Avenue #A, Brighton, Massachusetts 01235(old address), 92 Corey Road #3, Brighton, Massachusetts 01235 (new address), telephone (617)713-3872(h), (617)656-4959(vm). Deely had setup an Internet Website to support the victims of Columbine High School which included Brooks Brown. Brooks Brown began communicating with Deely over the Internet and the telephone. Deely's e-mail address is bostnbytch@aol.com. Deely met Brenda Parker via the web page and began communicating with her. Parker resides in Westminister, Colorado and has an e-mail address of VoDkAREB@aol.com. Brooks Brown has also communicated with Parker via the Internet and the telephone. Parker claims to be an old girlfriend of Eric Harris.

The Browns are concerned that based on the e-mail and the instant messaging, that Parker may be attempting to purchase a gun and go to Columbine High School to finish what Harris and Dylan Klebold started. Deely was advised that the information would be turned over to the Federal Bureau of Investigation and she advised the Browns that she was willing to cooperate.

Investigation on 8/31/99 at Littleton, Colorado

File # 174A-DN-57419 -249 Date dictated 9/16/99

by SA John M. Elvig

This document contains neither recommendations nor conclusions of the FBI. It is the property of the FBI and is loaned to your agency; it and its contents are not to be distributed outside your agency.

— VoDkAREB@aol.com wrote:
> From: VoDkAREB@aol.com
> Date: Mon, 30 Aug 1999 16:38:40 EDT
> Subject: Fwd: TEC-DC9
> To: catherine4377@yahoo.com
>
>
>

> ATTACHMENT part 2 message/rfc822
> Date: Mon, 30 Aug 1999 06:25:55 -0400
> From: Richard Feinberg <feinberg@aaso.net>
> Organization: We Are Guns
> To: VoDkAREB@aol.com
> Subject: Re: TEC-DC9
>
> Hello Brenda,
> I have no more Tec-DC9's. I can obtain only the
> AB-10's, the postban version.
> The stainless AB-10 will cost $300 + shipping. The
> AB-10 stainless includes a
> stainless 32 round magazine. The firearm must be
> shipped to your local
> dealer.
> Regards,
> Richard Feinberg
> Guns Are Us
>
> VoDkAREB@aol.com wrote:
>
> > Hello,
> >
> > I am really curious on where I can get a
> TEC-DC9. If you know, please
> > e-mail me back at....
> >
> > VoDkAREB@aol.com
> >
> > Thank you,
> > Brenda
>
>—
> Free issue of Field & Stream
>
http://specialoffer.com/fieldandstream/welcome.cgi?from=jou
> Free issue of Outdoor Life
>
http://specialoffer.com/outdoorlife/welcome.cgi?from=jou
>
>
>

CATHERINE M. DOELY
Boston College
Boston, MA

DO YOU Yahoo!?
Bid and sell for free at http://auctions.yahoo.com

---------- Headers ----------
Return-Path: <catherine4377@yahoo.com>
Received: from rly-yb04.mx.aol.com (rly-yb04.mail.aol.com [172.18.148.4]) by air-yb05.mail.aol.com (v60.28) with ESMTP; Tue, 31 Aug 1999 20:51:25 -0400
Received: from web1306.mail.yahoo.com (web1306.mail.yahoo.com [128.11.23.130]) by rly-yb04.mx.aol.com (v60.28) with ESMTP; Tue, 31 Aug 1999 20:51:11 -0400
Message-ID: <19990901005112.17375.rocketmail@web1306.mail.yahoo.com>
Received: from [130.167.90.47] by web1306.mail.yahoo.com;

bostnbytch: hellllloooooooo
bostnbytch: whatcha up to?
VoDkAREB: Rach just scared off a guy for me
:)
bostnbytch: haha what was he doing?
VoDkAREB: buggin me through AOL go read
the e-mails that i sent ya
bostnbytch: k brb
VoDkAREB: r ya done?
bostnbytch: almost, just downloading that thing
from adam
VoDkAREB: huh?
bostnbytch: i do want to help. i just don't want
anything to poss. hurt my family, that's my one
concern (also, i really want to graduate from
college ont ime but i doubt it would interfere
w/that)
bostnbytch: the thing you sent me (letter about
the other school shooting thatm ight happen)
VoDkAREB: yeah?
bostnbytch: yeah what
bostnbytch: ? what did you ask?
VoDkAREB: i dont know i am about to lose it i
dont know anything any more
bostnbytch: what do u think we should do to
start out? how can we make sure NO ONE
finds out about this and tries to get back at us for
butting in?
VoDkAREB: I JUST WANT TO FIND ERIC
AND SAVE HIM AND GET HIM BACK
VoDkAREB: COME CHAT WITH RACH
AND I
bostnbytch: we WILL. if he is out there we will
get him back.
bostnbytch: wait a sec, i wanna talk to you
about this stuff first (in private) if ya don't mind.
not that i don't trust rach but she IS in the
military...
VoDkAREB: K HOLD ON
VoDkAREB: K
bostnbytch: we can talk about this later if you
want? it's up 2 u
VoDkAREB: no let's talk
bostnbytch: k. what do u think we should do?
to start
VoDkAREB: start killing government people

until someone tells us THE TRUTH
bostnbytch: that won't do anything except land us in jail
bostnbytch: or dead
VoDkAREB: it was worth a try heeheee
bostnbytch: haaha :)
bostnbytch: i think i want to make a trip down to washington d.c. and see what i can find
bostnbytch: my sis goes to school there...while she's at class i can see if i can get some sort of "tour" of the FBI and CIA headquarters. i also might pretend i'm a journalist doing an article on Columbine conspiracy theories
VoDkAREB: at night i just want to go to the library just to be in there to see
bostnbytch: how will we get in??? the thing is sealed off, blocked by a wall of lockers, and no doubt has alarms and cameras
VoDkAREB: there are windows we can look in and a door on the outside
VoDkAREB: you'll see when you get out here
bostnbytch: is it guarded? also we need to find out where the cameras are so we can avoid them (whoever made the swastikas knew where the cameras were 'cause they didn't get taped)

VoDkAREB: i have a way to see where the camera is
bostnbytch: what
VoDkAREB: i have baknockalars (sp?) i'll show you everything that i mean when you get out here:)
bostnbytch: heeeheee. let's just not get arrested...my parents would have a fucking stroke :)
VoDkAREB: we can use the baknock. to see where the camera is from behind a hil behind the school.the way we always go to the school from
bostnbytch: and if we wear all black, put our hair up under baseball hats, and wear sunglasses...no one could recognize us anyhow. we def. need gloves though
VoDkAREB: that way we can go up to the school and have our celebration
bostnbytch: what if a cop car drives by? :)
VoDkAREB: lay down beleive me i have done

many missions with Eric and Dylan to know what to do :)
bostnbytch: if we do get caught let's just get all hysterical and tell them our boyfriends died in there (so they'll feel bad and let us go) but don't mention E. or D., let them think we meant one of the other victims
bostnbytch: maybe we should get in touch with those people from the CRTF (Columbine Research Task Force)
VoDkAREB: I ALREADY DID
bostnbytch: if i can find a really cheap flight wanna come w/me to washington d.c. to do our research?
VoDkAREB: SURE
bostnbytch: we can pretend we're reporters. and we can tour the FBI building...maybe talk to someone..hm..or is that totally farfetched
bostnbytch: then we have to kill carrie wilson for lying about eric's baby hahaha
VoDkAREB: NO B/C REPORTERS WOULD BE THE LAST TO TELL WHAT REALLY HAPPENED
bostnbytch: who can we say we are then? something official that would get us to talk to the right people...
VoDkAREB: hhhmmmm i dont know can you make your self really ugly and pretend to be Chelsy Clinton?
bostnbytch: HAHAHAHA she's not THAT ugly, maybe i'm uglier than her already LOL
VoDkAREB: no your not
bostnbytch: you've never even seen me, i could weigh 300 pounds LMAO
VoDkAREB: oh fucking well huh
bostnbytch: hahahhaa j/k
VoDkAREB: heeheee
bostnbytch: ok a flight to wash. would be $300
bostnbytch: but we can deal w/that later.
bostnbytch: now for what we can do in CO...
VoDkAREB: lets go to the mountains and detonate a pipe bomb in rememberance of them go to the school
VoDkAREB: have a b-day cake for Dylan
bostnbytch: you detonate the pipe bomb. i WILL fucking maim myself if i try. i have no

technical skills whatsoever
bostnbytch: yeah! b-day cake and vodka
bostnbytch: i wonder if his parents would be upset if we left smething in front of their house, like flowers and the cake or whatever
VoDkAREB: and a 13 gun shot salute
bostnbytch: do ya have a gun?
VoDkAREB: no
bostnbytch: well so much for that :)
bostnbytch: are we taking brooks w/us?
VoDkAREB: i guess that would help huh
bostnbytch: we can bring our fake guns and pretend
VoDkAREB: we will go see Brooks but otherwise ????
bostnbytch: yeah, he doesn't seem the type who'd like our missions
bostnbytch: do you still talk to chris morris or any other of e. and d.'s friends that would want to help?
VoDkAREB: NO
bostnbytch: oh well guess we're on our own then
bostnbytch: do you trust that dan guy?
VoDkAREB: I CAN ASK HIM IF HE WOULD WANT TO
VoDkAREB: HE LOVES THE KA-FUCKING BOOM SITE
bostnbytch: no, i just mean doy ou trust him in general. this could be a LOT of shit to get into and it's important to know for sure that he is for real
VoDkAREB: THAT'S WHY I'LL ASK HIM IF HE WANT'S TO GO ONE I MEETUK TO SEE
bostnbytch: he lives in denver?
bostnbytch: what if he's some psycho killer dude/
VoDkAREB: YEP
VoDkAREB: I CAN'T DIE
bostnbytch: so you might think
VoDkAREB: WITH ALL I HAVE BEEN THROUGH AND STILL AINT DEAD :)
bostnbytch: heeehee :) i wish ih ad your immortality
VoDkAREB: WHAT R YA DOIN' NOW?

bostnbytch: looking at stuff n tryin to stay awake. u?
VoDkAREB: TRIN' TO DO STUFF TO TRY AND FALL ASLEEP
bostnbytch: like what
VoDkAREB: CHATTING
bostnbytch: do you EVER sleep?
VoDkAREB: NOT REALLY ANYMORE
bostnbytch: u should go to the doctor
VoDkAREB: WHY? SO I CAN GET TURNED DOWN AGAIN?
bostnbytch: there has to be SOME dr. that would take you. go to the hospital and see if they have clinics
VoDkAREB: I DID, MONEY I DON'T HAVE RIGHT NOW :(OH WELL
bostnbytch: as long as you think you will be ok...does your mom have insurance you could go under?
VoDkAREB: I'M ALL OUTA FAITH THIS IS HOW I FEEL
bostnbytch: you should see "The Sixth Sense", it's really good
VoDkAREB: MAYBE
VoDkAREB: IF I EVER GET OUTA THE HOUSE
bostnbytch: i will drag ya out of the house :)

VoDkAREB: NOTHINGS RIGHT AT ALL
bostnbytch: ??
bostnbytch: what are ya doin' tomorrow? anything fun?
VoDkAREB: FIGHT!!!!!!!!!!!!!!!
bostnbytch: fighting who? LOL
VoDkAREB: FUCK THIS!
bostnbytch: are ya quoting lyrics or are ya serious?
VoDkAREB: I'M JUST A GIRL
VoDkAREB: I'M SERIOUS
bostnbytch: what are you talking about
VoDkAREB:
AAAAAAAAAUUUUUUUUUUUUUGGGG
GGGGGGGGGGGGGGGGGGGGGGGGHH
HHHHHHHHHHHHHHHHHHHHHHHHHH
HHHHHHHHHHHHHHHHHHHHHHHHHH
HHHHHHHHHHHHHHHHHHHHHHHHHH

HHHHHHHHHHHHHHHHHHHHHHHHH
HHHHHHHHHHHHHHHHHHHHHH
bostnbytch: bren, what the hell? are you ok?
VoDkAREB: I HAD TO LEAVE THAT
ROOM
bostnbytch: y?
VoDkAREB: B/C THEY WERE PISSING
ME OFF SO BAD AND I NEED TO GET
UNSTRESSED NOT STRESSED
bostnbytch: what were they saying? y'know
when i go out there we are going to get fucking
drunk and do stupid shit to cheer you up
VoDkAREB: starting tomorrow i need to lay
off this shit and get going with my business again
bostnbytch: yeah, that's another reason i left
edhdbk, it got addictive. when school starts i
can't chat nearly as much. i will only talk to you
and rachel
VoDkAREB: it's 3:10am and i am wide awake.
i an so pathetic. i am going down at such a fast
rate that i cant stop
VoDkAREB: i'm a loser baby so why dont you
kill me
bostnbytch: stop it, you are not pathetic. you
went through a fucking HORRIBLE traumatic
experience and you lost two friends and to top it
off, your friends are being assholes and you have
all this other shit to contend with (media, your
cousin, etc.) is it your fault???
bostnbytch: NO. if you were a "loser" you
would have lost it well before now. you will get
through this. "everyone dies only brenda
survives" :P
VoDkAREB: yeah. well it looks like my time is
up Brenda dosen't survive everything
bostnbytch: your time is not up. please promise
me you're not gonna do anything to change that.
you and i have both been down THAT road
before and it doesn't help. don't you think Eric
would want you to be strong and get through
this?
VoDkAREB: no b/c i was supose to be with
him and Dylan

there so now you have it
bostnbytch: you mean you were supposed to

help them that day?
VoDkAREB: YES OK I CANT KEEP IT IN
ANYMORE!!!!!!!!!!!!!!!!!!
bostnbytch: what made you change your mind?
VoDkAREB: I AM SUCH A BAD
PERSON!!!!!!!!!!!!!!!!!!!!!!!!!
bostnbytch: how are you a bad person? you
didn't kill anyone. everyone makes mistakes
VoDkAREB: NO BUT IT WAS MY
PLANNING TOO
bostnbytch: what changed your mind?
VoDkAREB: OH GAWD I NEED HELP
bostnbytch: you do. but anyone would in that
situation, bren!! YOU ARE NOT A BAD
PERSON
bostnbytch: i haven't known you long, granted,
but i think i know you fairly well and to me it
seems like you are a really cool person who got
caught in a BAD SITUATION..because she
CARED so much about her friends!
VoDkAREB: i wish that i can fly up into the sky
bostnbytch: what happened on that day? would
it help to talk about it?
bostnbytch: you kNOW i'm not gonna tell
anyone
VoDkAREB: ohhhhhhhhhh i want to get away i
want to fly away
VoDkAREB: do you know "jane doe187" from
mikes page? i invited her to the club so dont
delete her
bostnbytch: she e-mailed me once about the
tears 4 ed webpage; i recognized her e-mail
address. y did you invite her? have u talked to
...r?
VoDkAREB: yeah
bostnbytch: i feel bad for her. she seems really
depressed
VoDkAREB: that's why i invited her
i let 2 of my friends down so i might as well try to
save someone
bostnbytch: bren, how did you let your friends
down. WHAT HAPPENED that day to make
you blame yourself so much? Eric called you that
morning, right? And you said you weren't going
to do it? Is that what happened/
VoDkAREB: my mom just e-mailed me saying

that she dloaded AIM and her s/n is Kittylois2
how cute my mommy
bostnbytch: I take it she's Lois and she has kitties? :)
VoDkAREB: no i have the kitties and yes her name is Lois
bostnbytch: that's cute
bostnbytch: i'm going home to RI tomorrow to drop off my kitties. my parents are babysitting them while we move. i'm also trying to talk my parents into getting another cat 'cause my baby Butterscotch died in March :(and one of our other cats has been really depressed since
VoDkAREB: oh how sad :(
bostnbytch: they get like that, it's weird, animals mourn too
bostnbytch: but enough sad stuff!!!! are you really ok. i mean really. would it help you to talk about it or would you rather not?
VoDkAREB: that's what i did for Miesha she needed a play buddie
bostnbytch: Did Toni name her cat Meiha after Miesha?
VoDkAREB: i don't know what will help anymore
VoDkAREB: no she had Meha out if FL
bostnbytch: there has to be some way you can see someone (professional). do you think that will really help? if so i will look around on the Net and see if there are any places that take you w/o insurance and don't cost a lot
bostnbytch: that's weird, you guys named your cats almost exactly the same thing...
VoDkAREB: i'm been kissed by a rose on a grave
bostnbytch: is there any way you could get any kind of job that had benefits. i mean, you're good w/computers, maybe you could get some kind of computer job? that way you would have the benefits to go see someone?
VoDkAREB: i cant even get outa the house let alone get a job outside the house
bostnbytch: why can't you get out of the house?
VoDkAREB: i just dont feel like it no one to go out with ect
bostnbytch: it would be diff. for a job. what

about your cousin? and didn't you say your friend called you the other day. besides, you have me when i come visit :) and i'm gonna be back again in dec. over x-mas break
VoDkAREB: Danyelle called and said they deserved it
bostnbytch: aren't ANY of your friends nice?? why are they all being such psycho bitches (no offense if they're still your friends)
VoDkAREB: no one is my friend except you now
bostnbytch: you will make other friends (although of course i will always be your twin) you're awesome and funny, if you let people in you will find REAL friends (not like those fake assholes) i guarantee it. that's another reason having a job would be good, you could meet more people. i'm totally antisocial so i know this from experience :)
bostnbytch: you really don't give yourself enough of a chance, ya know
VoDkAREB: I guess that's why Eric and I clicked we are 1
bostnbytch: I didn't know Eric but it seems you are both very smart and funny yet with something inside you that tells you you're not good enough
VoDkAREB: i feel angry
i feel helpless
want to chang the world
i feel violence
don't try to change my mind
VoDkAREB: that is a song
bostnbytch: i know :)
bostnbytch: have u tried keeping a diary? sometimes it helps to get everything out in writing (it worked for Eric!)
VoDkAREB: yeah but it had everything about what happened in it and i burned it up so that the CBI wouldn't find it
bostnbytch: so what DID happen on that day?? why do you keep blaming yourself?
VoDkAREB: just b/c it all went wrong when i didn't meet Eric at the bus stop where he was to pick me up
bostnbytch: you didn't cause ANYONE to die..and that includes Eric and Dylan

bostnbytch: you had second thoughts, which probably saved your life, and if they had had the same thoughts it would have saved theirs too. NOT YOUR FAULT!!!
VoDkAREB: oh Cat if ya only knew
bostnbytch: no matter what, you are still my friend and i will never believe you are a bad person
bostnbytch: if you did mess up it's only b/c you cared too much about Eric, I would bet
VoDkAREB: it should've been ME!
bostnbytch: it shouldn't have been ANYONE
bostnbytch: i am not gonna ask you to tell me everything. if you want to i am hear to listen. k? but we never have to bring it up again if you don't want to. it's over and nothing can change it and you can't keep killing yourself over it
VoDkAREB: i would tell ya but there is just so much that there isn't that much room
bostnbytch: well tell what you want to tell if it makes you feel better. if it makes you feel better not to talk about it that's cool too. whatever is easier for you. you have been through enough
VoDkAREB: to type it all and we would be here for a week vuntil i'm done
bostnbytch: did you back out 'cause you were scared? and now you blame yourself for backing out? is that the gist of it or am i totally wrong?
VoDkAREB: i didn't back out i couldn't get on the bus
bostnbytch: y not?
VoDkAREB: didn't have a pass or money
VoDkAREB: i live up in the mountains at the time
bostnbytch: ?? but didn't you plan it? what were you supposed to do, shoot people too? or was anyone even supposed to die at all?
VoDkAREB: there were 4 guns 1 for me 1 for Eric 1 for Dylan and 1 for
bostnbytch: for who??
VoDkAREB: [redacted]
bostnbytch: this is weird, how come no one knows about any of this? not saying you're lying, DUH, but it's really strange. what the hell went wrong? and what was supposed to happen? (kill random people, kill specific people, blow up the

school, etc.?)
VoDkAREB: the plan was for me to get on the bus and Eric would pick me up at Ace Express bus stop from there we would meet [redacted] and Dylan at Clement Park
bostnbytch: why were you supposed to be in on it
bostnbytch: and what happened? didn't you say eric wanted to shoot just certain people? what went wrong
VoDkAREB: from there we get everything up and going (as Dylan put it) we would go to the school I would be waiting in Erics car on the south side looking for police [redacted] would be on the North side looking for police
VoDkAREB: Eric would run in and shoot to scare people while Dylan waited outside
bostnbytch: what the fuck went wrong...?
VoDkAREB: Eric would then run out and wait with Dylan and shoot the people runing out
VoDkAREB: they would then run to [redacted] and I and we would get away and go to my house and stay up there in the mountains where no one would find us
bostnbytch: Brenda, I don't mean this hurtfully but WHY would you want to go along w/something like this? Why did they want to do it in the first place??
VoDkAREB: [redacted] backed out sometime that week
VoDkAREB: I dont know why maybe it's b/c i never really had friends and b/c it was just i just dont know
VoDkAREB: I guess that I got caught up in it
bostnbytch: Maybe on one level you didn't think it could really happen...were people supposed to die?
bostnbytch: And because you loved Eric
VoDkAREB: but there is so much more and it goes into detail
bostnbytch: you don't have to tell me. it's ok.
bostnbytch: i just don't see why Eric and Dylan went ahead with everything, and how it all got so messed up.
VoDkAREB: i told Eric to keep it quiet b/c if the police ever found out about me then that

would ruin our "hide out"
bostnbytch: what if someone saw your car
VoDkAREB: i just hope that [redacted] doesn't lose it and say anything
bostnbytch: He has a lawyer. I'm pretty sure he said that he heard them joking around about it and didn't take it seriously. I don't think it's a crime if you hear something but (allegedly) don't believe it
VoDkAREB: but the police are saying that in the diary that it was supose to be a suicide mission NO NOTHING like that was in the diary
bostnbytch: witnesses have said Eric was screaming "TODAY I AM GOING TO DIE"..was he suicidal?
VoDkAREB: So much stuff isn't adding up and that is why i want to talk to CTRF
bostnbytch: be careful. what if it is a setup?
bostnbytch: but if you know all the planning that went into it...why do you think the gov't has anything to do w/it?
VoDkAREB: That's what I read but but no i dont really think that he said that
VoDkAREB: b/c of what we talked about numerous times
bostnbytch: just BE CAREFUL. i know you know this but i'll say it anyway. as you have already unfortunately seen, there are a lot of people who will do anything for a few $$ and some fame
VoDkAREB: his dad even sat me down one time and asked if Eric has said anything out of the ordnary and of course I said no
bostnbytch: was this after or before the shootings
VoDkAREB: i know that's why i'm not gonna say anything i'll be the one asking the questions
VoDkAREB: before
bostnbytch: i will help you. i promise
bostnbytch: i'm just scared. i have to admit that
VoDkAREB: why?
bostnbytch: because this is deep shit and what if it blows up in our faces
VoDkAREB: it wont b/c i will die before thay can do anything with me

bostnbytch: yeah but i really don't want to die, or get my life or yours fucked up forever either
VoDkAREB: don't worry about it nothing will happen just act normal
bostnbytch: i've been "acting normal" :) for 22 years and it's worked so far :)
bostnbytch: i really appreciate that you trust me this much. it is an awful lot of trust to place in someone you only really know over the Internet
VoDkAREB: if they haven't caught me yet then you have nothing to worry about they will come for me before they even think of getting you
bostnbytch: i don't want them to get you either
VoDkAREB: i dont either but like we used to always say shit happens
bostnbytch: but think about it, you didn't really do anything wrong that they could get you for, did you? you didn't hurt anyone
VoDkAREB: i have a feeling that someone is standing right behind me i am so scared
bostnbytch: there's no one there. it's ok
VoDkAREB: like a gost and i am getting chills on the right side of my body but not the left
bostnbytch: you are scaring yourself tod eath over this, bren. what will it take for you to feel ok again?
VoDkAREB: the only thing going through my head is DYLAN DYLAN DYLAN DYLAN
bostnbytch: i just want to know the truth about this and if anyone is responsible besides eric and dylan, if there is some coverup, i will do all i can to expose it and make things right
bostnbytch: ever since i first heard about this all something just didn't click. I didn't know eric and dylan but i had this weird feeling that i did, that i knew enough to know they couldn't do something so awful
VoDkAREB: i just heard something i just saw something
bostnbytch: what
VoDkAREB: he's here
bostnbytch: dylan? you're scaring yourself
bostnbytch: he can't be there and even if he were a ghost why would he haunt you
VoDkAREB: it's like a good but scary feeling
bostnbytch: are you sure it's something real

VoDkAREB:
wwwwwwooooooooohhhhhhhhhhhhhhhhhh his pic just moved
bostnbytch: stop it you're freaking me out
VoDkAREB: a song that he liked is on
VoDkAREB: cat this has never happened to me before
bostnbytch: swear to me you are not fucking w/me
VoDkAREB: i dont fuck with shit like this that would not be cool
bostnbytch: well maybe he is visiting you to tell you something? what would he want to say
VoDkAREB: i dont know
bostnbytch: my head is swirling right now. i always get myself into the weirdest shit....
VoDkAREB: if ya dont want to talk to me then just let me know
bostnbytch: why wouldn't i want to talk to you? i don't fuck my friends over
bostnbytch: this is just heavier than anything i have ever been involved in, or even thought of, in my life and i'm scared a little and not sure what to make of everything
VoDkAREB: STOP
bostnbytch: STOP what
VoDkAREB: oh my gawd
bostnbytch: what
VoDkAREB: i cant say any more about the plan
bostnbytch: y not
VoDkAREB: yes i can say about the plan
bostnbytch: what are you talking abou
bostnbytch: t
VoDkAREB: they arnt gonna get me
VoDkAREB: i fine
VoDkAREB: HELP
bostnbytch: ??? please explain....are you ok.....
VoDkAREB: want to come back
bostnbytch: Brenda STOP IT this is not funny
VoDkAREB: love you
VoDkAREB: i am the only one who can help
VoDkAREB: my cheek
VoDkAREB: my head
bostnbytch: ????? BRENDA what the HELL is

going on
bostnbytch: Dylan?
VoDkAREB: jaJDS: ooooooouuuuuuuuuu
wwwiiiiiieeeeeeeeeee
VoDkAREB: i just felt the bullet
VoDkAREB: middle left side back of head
bostnbytch: if this is a joke it is NOT fucking funny, bren you are scaring the shit out of me. what the hell is going on. if our friendship means anything at all TELL ME WHAT YOU ARE DOING
VoDkAREB: fell
VoDkAREB: celling
bostnbytch: Dylan..if that is you...what is my part in all of this. WHy do I still care so much about you and Eric?
VoDkAREB: he is outa me i feel him behind me
VoDkAREB: OMG what
bostnbytch: i want him to answer my question
VoDkAREB: cath i am so scared
VoDkAREB: what is going on
VoDkAREB: why me
bostnbytch: i have no fucking idea, all i know is half of me is screaming "You are a moron to get involved of tis and believe it" and the other half is scared to fucking death
bostnbytch: WHAT IS HAPPENING
VoDkAREB: wholy shit i can't believe this is happening
VoDkAREB: either i am sick, fucked up, and deminted or there really is a such thing as well you know
bostnbytch: which do you think it is and why would it happen just as we were talking about everything?
VoDkAREB: i dont feel so good right now
bostnbytch: what do you really think happened
VoDkAREB: I DONT KNOW
VoDkAREB: i need to get everything
VoDkAREB: i am burning up right now
bostnbytch: get everything what?
VoDkAREB: give me an ice water bath right now i am so hot
bostnbytch: go take a cool shower and lie down
VoDkAREB: i dont know it just poped in my head thoughts

bostnbytch: maybe this is totally irrelvant (esp. if dylan wasn't really there) but i have had 3 dreams about columbine and only dylan has been in them and in all of them SOMETHING HAS BEEN WRONG
VoDkAREB: same here i have had dreams about Eric but made up things and places
VoDkAREB: all my dreams about Columbine onlu Dylan has been there
bostnbytch: In both of the dreams I remember Dylan was killed. In the first one he and Eric were going to be executed (but I couldn't see Eric) and in the second I watched helplessly while the police shot him (Dylan)
VoDkAREB: ok ok
VoDkAREB: i'll take it down
bostnbytch: what are you talking about
VoDkAREB: you just told me to take down my unicorn beanie off the top of my monitor
bostnbytch: stop it bren
VoDkAREB: b/c it is too girly
VoDkAREB: your the one that said it Cat
bostnbytch: you know i didn't. read the chat transcript yourself. this is not cool
VoDkAREB: hold on
VoDkAREB: huh
bostnbytch: what
VoDkAREB: ok so i dont see that you wrote it
bostnbytch: where did you get the idea that i did. you are scaring me. bren, go take a cold bath and go lie down
VoDkAREB: it's just a beanie baby why be scared
bostnbytch: because it came out of nowhere and you KNOW what's to be scared about
VoDkAREB: lets talk about you coming out here and having fun :)
bostnbytch: i have to go to bed. i'll call ya tomorrow

FEDERAL BUREAU OF INVESTIGATION

Date of transcription 06/28/99

ROBYN KAY ANDERSON, born 11/04/80, was advised of the identity of the interviewing agent and the purpose of the interview. ANDERSON was interviewed at the office of her attorney, MICHAEL G. ROOT, 1999 Broadway, Suite 3205, Denver, Colorado, telephone 303-675-0500, who was also present during the course of the interview. INV GARY CLYMAN, Colorado Attorney General's Office, coordinated and set-up the interview with ROOT, and also participated. ANDERSON's parents were not present. ANDERSON provided the following information:

ANDERSON had lived in the Columbine area for approximately four years and moved from Fort Collins. ANDERSON's father lived 20 minutes East of her. ANDERSON's mother was presently in Minnesota visiting an aunt.

ANDERSON started checker school this week at the Safeway store located on the corner of Ken Caryl and Pierce, in Littleton.

ANDERSON had a 4.0 grade point average in school and took a lot harder classes than the other Trenchcoat Mafia (TCM) members. ANDERSON was also in the National Honor Society. ANDERSON had taken classes with the jocks at Columbine High School (CHS) and never had any problems with them. ANDERSON pretty much got along with the other students at CHS. ANDERSON normally got out of school sometime between 10:20 am and 11:50 am.

ANDERSON recalled a "huge" fight last year involving 20 TCM members and some CHS freshmen behind the local Blackjack Pizza. ANDERSON did not know what started the fight.

DYLAN KLEBOLD also got along well with the other students at CHS. He never talked about being abused by anybody. ANDERSON did not consider KLEBOLD to be a violent person. ANDERSON did not consider herself to be a violent person.

KLEBOLD and ERIC HARRIS had outside interests such as bowling, shooting pool at KLEBOLD's house, music, and the computer game, "Doom." ANDERSON had never played "Doom" with them. ANDERSON recalled KLEBOLD bragging to her that he, at one

Investigation on 06/24/99 at Denver, Colorado

File # 174A-DN-57419 Date dictated 06/28/99

by SA Mark Holstlaw/mah

This document contains neither recommendations nor conclusions of the FBI. It is the property of the FBI and is loaned to your agency; it and its contents are not to be distributed outside your agency.

time, had beaten HARRIS in total number of kills while playing the game.

KLEBOLD and HARRIS never talked about going hunting.

ANDERSON accompanied KLEBOLD and HARRIS to a gun show, circa December 1998, and was present when they procured some of their weapons. ANDERSON knew they were not old enough to buy a gun and that she had to be present.

About a week after the purchase, ANDERSON informed a friend of hers, PAT MCDUFFY, that she had gone to a gun show with KLEBOLD and HARRIS, and that they had bought three weapons.

KLEBOLD and HARRIS asked ANDERSON not to tell anyone they had bought the guns because they were afraid someone would take them away. They said they wanted to have the guns for a long time. They assured ANDERSON they would not tell anyone she had been with them when they got their guns. ANDERSON recalled making a comment to them at the time, "you're not going to shoot anyone, are you?" They answered no.

ANDERSON did not know why KLEBOLD and HARRIS picked her to buy their guns for them. ANDERSON figured at the time, if she did not do it, someone else would.

ANDERSON made sure that her name did not appear on any paperwork when KLEBOLD and HARRIS obtained their guns.

KLEBOLD and HARRIS never really talked about guns, or being interested in them.

ANDERSON regretted posing in the CHS senior class picture with KLEBOLD and HARRIS, acting like they were shooting guns. The picture was taken during the second period. They did not talk about posing that way ahead of time. KLEBOLD had put his left arm around ANDERSON and pretended to hold a gun, so she did too.

ANDERSON only knew two of the victims at CHS: LISA KRUTZ and LAUREN TOWNSEND. ANDERSON did not attend any of the memorial services after the shooting because she did not know any of the victims well enough.

ANDERSON did not think that KLEBOLD or HARRIS told any of their friends about their violent plans. If ANDERSON would have been told in advance, she would have done everything possible to talk them out of it, or informed KLEBOLD's parents. ANDERSON could think of no reason why anyone would say she knew about their plans ahead of time.

No one has ever informed ANDERSON that they suspected anyone else of being involved in the CHS shooting.

ANDERSON hosted a party at her home on Friday night, 03/26/99. Approximately ten to fifteen people attended, including HARRIS. KLEBOLD was in Arizona with his parents at the time, visiting the University of Arizona. ANDERSON recalled that KELLY BROWN and her boyfriend had been at her party, as well as MONICA and her friend DEBBIE, and another individual named TRAVIS. HARRIS seemed to be his normal self at the party, quiet and keeping mostly to himself. ANDERSON initially contacted HARRIS to find out where KLEBOLD was at and ended up inviting him to her party.

After the shooting, ANDERSON had visited KLEBOLD's mother at their residence and she told ANDERSON that KLEBOLD and HARRIS had dinner together at the Outback Restaurant the night before the shooting. HARRIS had coupons and liked eating there.

FEDERAL BUREAU OF INVESTIGATION

Date of transcription 05/10/99

Sydney Jo Keating, maiden name Arbogast, white female, date of birth July 24, 1956, place of birth Denver, Colorado, Social Security Account Number 522-92-9702, residence 233 Reed Street, Lakewood, Colorado 80226, home telephone number (303) 238-3105, cellular telephone number (303) 870-3479, employer - Jefferson County School District, Columbine High School (CHS), 6201 South Pierce Street, Littleton, Colorado 80123, work telephone number (303) 982-4400, X4415, title - Campus Supervisor, responsibilities include being in charge of safety and security of students, was advised of the identity of the interviewing Agents and the nature and purpose of the interview. Keating was interviewed at Columbine High School and provided the following information:

Keating stated she has been employed with CHS for six years and is known as the "School Narc". She stated that on April 20, 1999, she had gone to a breakfast in the morning which was sponsored by the DECA Association at the Wellshire Inn located off of Hampden and Colorado Boulevard, Denver, Colorado. Keating stated the purpose of the breakfast was for the "DECA Kids," which is described as a business education program. Keating stated CHS Principal, Frank DeAngelas, was present for the breakfast. A list of students present for the DECA breakfast is maintained by Kathy Frommer, CHS faculty member, teaching business education. Frommer is reported to have a list of the DECA students invited and who showed up. Keating stated she returned back to CHS at approximately 11:00 AM.

Keating stated she parked in the faculty parking lot and entered CHS through the front doors located on the east side of the building. Keating went to her office located in the hallway to the north of the main office where the school administration offices are located. She picked up her school radio which she refers to as her "Ears." Neil Gardner, a Jefferson County Sheriff's Department Deputy assigned to CHS, and Andy (Last Name Unknown) (LNU) were not in the main office at the time she showed up. Keating stated she remembers their absence because she was "dressed up" and wanted to show Neil and Andy how she looked. Keating stated Neil Gardner was believed to be in his police vehicle at around 11:00 AM. Keating stated she was hanging out around the CHS trophy case with students who were

This document contains neither recommendations nor conclusions of the FBI. It is the property of the FBI and is loaned to your agency it and its contents are not to be distributed outside your agency.

commenting and "teasing" her regarding being dressed up. Keating stated she took a walk past the library, down to the lunch room, down to the cafeteria through the kitchen to show the cafeteria ladies how she looked. She stated that students in the cafeteria were clapping and cheering at how she was dressed up. She entered the faculty lounge located adjacent to the kitchen which she stated was empty. Keating stated she returned to her office at exactly 11:15 AM and noticed the red light on her office telephone flashing indicating she had a message. She checked her voice messages and had a message from her husband which she returned. When she called her husband, she was placed on hold, awaiting for her husband, Tom, to answer the phone. She stated that she recalls CHS Administrator Peter Horvath declaring a 911 emergency via the radio, "There's a shooting in Mrs. Grecko's Room." She recalled hearing "Syd, Andy, Neil, shooting in Mrs. Grecko's Room." Gunshots were heard which are described as three or four "pops." Breaking glass was heard in the area of the front doors. Another CHS Administrator, Chris Mikesell (female), was heard saying, "Oh my God, gun, lay down, get down." Keating saw an unidentified subject wearing black come through the front doors shooting at the windows. People started to scramble when all the shooting started.

Keating described Susan White, a CHS Administrator, as being positioned behind her in the hallway located adjacent to the principal's office. Mikesell was also close by. Keating grabbed Susan White and "threw" her into Peter Horvath's office, followed her in and shut the door. Keating dialed 9-911 and rolled under a desk with Susan White, declaring to the emergency dispatcher that CHS was under gunfire. Keating described Peter Horvath as being in close proximity to her prior to entering his office. Keating stated when she started hearing the gunfire that she believed the gunmen were coming after her because she is known as the "School Narc." While looking through the glass and while staying on the telephone with the 911 dispatcher, she noticed three male subjects, all dressed in black. She described the first two unknown subjects as being 5'7" to 5'8" in height and the third subject wearing a bright colored hat described as a gold/yellow color with the brim facing forward. Keating told Susan White, "They're coming to get me." Keating remained under the desk and continued to hear loud noises. Keating remained under stated desk with Susan White until law enforcement SWAT

members arrived. Keating stated she lost all track of time during the shooting.

In response to questions about individuals [redacted] was a CHS student, Zachery Heckler, a senior. Keating stated Heckler is skilled in computers and got "all" the locker combinations last year. Keating asked Heckler in January, 1999, if he would help in designing and building a computer program that would break down student information such as parking assignments, locker assignments, etc. The CHS staff found out that Keating had asked Heckler to assist her in a student program due to him being competent in programming. The CHS staff became upset with her when they found out Heckler was into the CHS computer system. When Heckler was advised he would not be permitted to complete his programming task, he became upset. He commented that he would return and do something to the school. Keating stated Heckler and Dylan Klebold spent a lot of time together. Keating stated Heckler put a lock on the computer identified as a "Newbus." Keating was called into Principal DeAngelas' office with the vice principal regarding Heckler and his access to the school computer. Keating stated in February, 1999, the "Newbus" was still running. Heckler came to Keating's Office in February, 1999, with a clenched fist saying, "They're going to get it." Keating stated Heckler drives a blue colored vehicle and parks in space #259.

Keating provided the name of Chris Morris, describing him as always wearing a green beret, dark glasses, and is known to be a member of the Trench Coat Mafia (TCM). His personality is described as "defiant and sneaky." He hangs out in the commons area of the cafeteria leaning against the trash cans. Morris is known to be a friend of Dylan Klebold. Morris recently commented to Keating, "I'm a good kid - you haven't caught me."

The name of Brooks Brown was mentioned, described as a "Total Wacko." Keating stated Brooks Brown's parents came to the school during mid-year of 1998 seeking an "intervention" due to Brooks' radical behavior. The parents of Brooks commented that their son was "becoming weirder," he was not bathing, and believed him to be gay. Keating stated toward the end of the 1998 school year that Brooks was "out of control" and needed counseling. Keating stated Brooks came to her in November, 1998,

and told her that he was getting his act together. He was reported to have stopped wearing his trench coat at that time, was growing a beard, dyed his hair black, wore sagging pants, being described as "strange." Approximately one week ago, Brooks mother called her reporting Brooks had run away from home. He was reported to have had a fight with his parents. He is known to be working as a waiter at the International House of Pancakes (IHOP), located at Cross and Bowles in Littleton, Colorado. Following an argument with his parents one night, he stayed at the IHOP over night. Recently, Brooks came to her office and told Keating that he was not getting along with his parents, especially his mother because she was making him do chores. Keating stated Brooks had a close relationship with Dylan Klebold. Keating stated Brooks [redacted] He was always talking to Dylan and that he hated the students of Columbine High School.

Keating provided associates of Harris and Klebold: Kristen Theabold (phonetic), Eric Dutroe and Pat McDuffee. No specifics were provided relating to their relationships with the Trench Coat Mafia and known associates.

Joe Stair (phonetic) was mentioned, stating that he had graduated from CHS in 1998 and still was known to hang around school. Keating stated Stair was friends with Harris and Klebold. She believes Stair to be working at Arby's located in proximity to the Southwest Plaza Mall, Littleton, Colorado.

Keating stated she has never heard of anything related to explosives or bombs in connection with students at CHS. [redacted] was reported to have sold "fake cocaine" last year to Eric Harris, Chris Morris and Eric Dutroe. Chantel Beery (phonetic) is reported to be an associate of the TCM. Crystal Bragazzi, CHS student, telephone number (303) 932-7855, is a student Eric Harris was known to like.

Keating stated Eric Ault, a former CHS student that never graduated was seen at school on Tuesday, April 20, 1999, wearing a green shirt and black pants. Keating stated Ault looked at her and turned away. She called Ault a "loser." Ault's best friend is Phillip Casey, another student that had gone bad and was no longer attending CHS. Eric Dutroe and John Beach are also friends of Ault. Brian Sargeant, a CHS senior, is a member

of the TCM. Paulene Colby, a CHS senior and associate and Nicole Markham are also associates of the TCM.

Keating stated Zachery Heckler, a CHS senior, has a computer disk described as being yellow in color that may be of some interest. She stated Heckler has a black bag that is filled with computer disks. She described the black bag as looking like a briefcase, leather or the appearance of leather, a handle and a shoulder strap.

Following a detailed synopsis of Heckler's access to her computer, Special Agent (SA) Matt Hellman, FBI, and Sergeant John Hicks, Jefferson County Sheriff's Department, both computer specialists, were introduced during the interview to discuss Heckler's access and known actions with the schools computer system. All present concurred that Heckler's computers and computer disks needed to be reviewed.

CONTINUATION ☐ SUPPLEMENT ☐	Reporting Agency JCSO	Reporting Officer BATTAN	Case Report No. 99-7625K
Connecting Case Report No.		Victim Name Original Report TOWNSEND	Date This Report 03-16-01
Classification ☐ FIRST DEGREE MURDER Reclassification ☐		Offense Status: Open ☐ Exceptionally Cleared X Cleared by Arrest ☐ Unfounded ☐	Recommend Case: Review ☐ Closure ☐

Item No.	Quantity	Brand Name	Description	Serial No.	Value Stolen	Value Recovered	Value Damaged

INVESTIGATION:

On February 22, 2001, I met with several family members of the victims of the Columbine High School shootings in order to return property belonging to the victims. Specifically, I returned property belonging to Matthew Kechter, which I returned to his father, Joseph Kechter. When returning the property, Joseph Kechter told me it was his understanding that when Matthew Kechter was shot, he had a pen in hand and he would like to know if we still have that pen and if so, he would like if returned to him. I told Joseph Kechter that I was unaware whether or not that pen had been collected and I would research it and get back to him.

On February 26, 2001 I reviewed the evidence logs and was unable to locate any pen that was collected from the body of Matthew Kechter. In an attempt to ascertain whether or not that pen was collected, I responded to the Jefferson County Crime Lab and met Acting Supervisor Chris Loptien. I explained to Loptien that I was attempting to find crime scene photographs or videotapes that may not be in the evidence vault so I could ascertain whether or not the pen in Matthew Kechter's hand was collected. Loptien then took me into the locked area of the crime lab where Columbine photographs and crime lab diagrams and reports are located. Loptien advised that he was not familiar with how all the items are organized and stated that the previous Lab Supervisor Chris Andrist, had been the person in charge of the Columbine photographs and documents pertaining to the crime lab. While looking at the shelves where the books are kept, Loptien discovered a cardboard box that had several documents that appeared to be copies. Also included in this box was some compact discs that had digital images and scanned images as well as zip files that had images on them. Loptein advised me that he was not familiar enough with the contents of the box to make a determination if these were copies or originals. I then offered to go through the box to make that determination.

In reviewing all of the contents in the cardboard box, I found the majority of the items were copies of reports pertaining to crime scene documentation and all of these copies are already contained in the Investigative Files. I did however locate some original documents that I had never seen before and were not included in the Investigative Files. Specifically, I found original drawings from the autopsies of John Tomlin, Matthew Kechter, and Cassie Bernal. These are drawings showing the wounds inflicted on the bodies of these three victims. It should be noted that I have previously submitted copies of drawings of the autopsies of Cassie Bernal and Matthew Kechter, however these are the originals and will be added to those drawings already in the evidence vault.

JC-001-012279

Officer Signature	Unit	Number	Supervisor Initials and Date	Assigned To	
[signature]	861	3 CCS			1 of 3

ORIGINAL ☐ INVESTIGATOR ☐ VICTIM SERVICES ☐ OTHER ☐ _____ ASAF3 11/99 JCSO/1674

I also found an original report by CSP Officer Dan Overturf that is dated 04-27-99. This report is documenting a male who contacted Trooper Overturf on 04-27-99 and told him that there was information on the Internet about how to make pipe bombs. This is not new information and this issue was being looked into in April 1999.

I found another original report dated 04-26-99 by Jefferson County Sheriff's Office Sergeant Lee Ulshoffer in which he interviewed Randy Francis. Francis had responded to Columbine High School on 04-26-99 and provided Ulshoffer with information about a subject with a first name of Mark who had sold a 9mm to Harris and Klebold. This information is most likely referring to Mark Manes and the issue has already been addressed.

I found an original report dated 04-26-99 by JCSO Sergeant Scott Pocsik. This report documents that two Columbine students by the name of Jennifer Tindall and Kristen Schoenhoff had provided information to Sgt. Pocsik. Both students filled out a written statement. Other officers interviewed these students and this is not new information.

I found another original report from Arapahoe County Sheriff's Office Officer Wayne Belohlavy that documents his response to Columbine High School on April 20, 1999. Although this report is the original, it appears a copy of this report is already contained in the Investigative Files. The original will replace the copy of the report.

In addition, at the bottom of the box, I located in a plastic bag and seven pages of documents that appeared to be school homework. The school papers appear to be authored by Nathan Dykeman, Dylan Klebold, and Eric Harris. These documents are in a plastic bag that has writing outside of the bag that says "06-08-99, 1000 hours, SCA received from instructor".

Lastly, I found a flattened piece of metal that is in a bag with a yellow post it note. The yellow post it note indicates that this evidence was found in the sidewalk near the library, west going to the parking lot. According to the note, Brent McSwain, DOB/03-04-58, found it on 06-18-99 at 1345 hours. It was then given to JCSO Deputy S. Flowers.

The original reports were subsequently placed in the investigative files. The school papers and flattened piece of metal were subsequently placed in the JCSO evidence vault on 03-07-01.

JC-001-012280

On March 6, 2001 I interviewed Chris Andrist, the previous supervisor of the JCSO Crime Lab. I explained to Andrist that I had located a box with the above documented reports and evidence and asked if he could recall how they came to

CONTINUATION ☐ SUPPLEMENT ☐	Reporting Agency JCSO	Reporting Officer BATTAN	Case Report No. 99-7625K
Connecting Case Report No.		Victim Name Original Report TOWNSEND	Date This Report 03-16-01
Classification ☐ FIRST DEGREE MURDER Reclassification ☐		Offense Status: Open ☐ Exceptionally Cleared X Cleared by Arrest ☐ Unfounded ☐	Recommend Case: Review ☐ Closure ☐

	Item No.	Quantity	Brand Name	Description	Serial No.	Value Stolen	Value Recovered	Value Damaged

be in the Crime Lab vault. Andrist stated that he specifically recalls getting the English papers of Dykeman, Klebold, and Harris on 06-08-99 from an English Instructor at Columbine High School. Andrist said the three students had turned them in to their English instructor and after the Columbine shooting, the instructor located these papers and gave them to Andrist. Andrist stated that he most likely placed them in a box to give to me however he inadvertently forgot and they were instead left in the crime lab, which is also a secured vault.

I asked Andrist about the original reports and he stated he had never seen those reports before and has no idea how they got into the cardboard box but speculates the reports may have inadvertently been sent to the lab. He surmised that someone in the lab may have placed them with the rest of the Columbine documents that the lab have.

I then asked Andrist about the flattened piece of metal and he advised he does remember taking custody of that. Andrist said that Deputy Flowers gave him the bag with the flattened piece of metal after a construction worker who was involved in the remodeling of Columbine High School found it. Andrist said he recalls telling Deputy Flowers that he would take possession of the piece of metal and hold on to it for safekeeping in the secured evidence area of the lab. Andrist said he told Deputy Flowers that he needed to document exactly how he came into possession of this piece of metal in a report and then provide that report to either myself or Chris Andrist. Andrist said he subsequently placed that piece of metal in the original bag that Flowers gave it to him in into the secured area of the lab. Andrist said he never heard back from Deputy Flowers nor did he hear from me whether or not I had received the report from Deputy Flowers.

I did check the Investigative Files for any report generated by Deputy S. Flowers or any interview or report generated by Brent McSwain who had found the piece of metal. I was unable to find any documentation regarding this.

Deputy Flowers will be interviewed at a later time.

DISPOSITION: Case exceptionally clear.

Officer Signature	Unit	Number	Supervisor Initials and Date	Assigned To	3 of 3
	YC1	32C3			

CONTINUATION ☐ SUPPLEMENT X	Reporting Agency JCSO	Reporting Officer BATTAN	Case Report No. 99-7625L
Connecting Case Report No.		Victim Name Original Report TOWNSEND	Date This Report 03-16-01
Classification ☐ FIRST DEGREE MURDER Reclassification ☐		Offense Status: Open ☐ Exceptionally Cleared X Cleared by Arrest ☐ Unfounded ☐	Recommend Case: Review ☐ Closure ☐

Item No.	Quantity	Brand Name	Description	Serial No.	Value Stolen	Value Recovered	Value Damaged

INVESTIGATION:

On March 8, 2001 I received a fax from Assistant County Attorney Lilly Oeffler regarding a letter sent to the County Attorney's Office from CBS attorney's representing 60 Minutes. Specifically the letter addressed the Critical Incident Team interviews of all of the officers involved in discharging their weapons at Columbine High School on April 20, 1999. The main issue addressed is whether or not the Jefferson County Sheriff's Office has possession of the transcript or audio tape of the interview with JCSO Deputy Neal Gardner by Detective Russ Boatright of the Arvada Police Department.

I subsequently confirmed that the Investigative Files as well as the evidence vault do not contain any tape recorded interviews with Deputy Gardner by Russ Boatright nor do we have the transcript of any such tape. What we do have is a 9-page report by Detective Boatright documenting his interview with Deputy Gardner.

I subsequently contacted Detective Boatright of the Arvada Police Department and asked if he had ever provided those items to me. Detective Boatright indicated that shortly after the shootings at Columbine High School he was notified by his superior, Commander Debbie Grainger, of the Arvada PD who advised that she needed all of the transcripts, reports, and cassette tape recordings of any interviews conducted by the Critical Incident Team. Detective Boatright advised that he did in fact provide Debbie Grainger with the original cassette tapes as well as a lengthy transcript of the cassette tapes of his interview with Deputy Gardner. Detective Boatright advised that he specifically recalls that he had not completely corrected the transcript in terms of typos or information that the secretaries who typed the transcript had not been able to discern. I told Detective Boatright that I had checked the Investigative Files and the evidence vault and I had been unable to find the audio tape or transcript of the interview with Neal Gardner. I asked Detective Boatright if he would check his files and see if he has the originals or copies of these items. Detective Boatright said that he would check and he would contact me.

On March 13, 2001, Detective Boatright responded to the Jefferson County Sheriff's Office and provided me with a copy of an 88-page transcript of his interview with Deputy Gardner on April 20, 1999. Detective Boatright also provided me with a copy of Deputy Gardner's diagram that he prepared during the interview. I did not have this in my files.

Detective Boatright also provided me with a diagram prepared by Kim Blair that had not been attached to her report.

JC-001-012282

Officer Signature	Unit	Number	Supervisor Initials and Date	Assigned To	
	XC1	320			1 of 2

ORIGINAL ☐ INVESTIGATOR ☐ VICTIM SERVICES ☐ OTHER ☐ _____

CONTINUATION ☐ SUPPLEMENT X	Reporting Agency JCSO	Reporting Officer BATTAN	Case Report No. 99-7625L
Connecting Case Report No.		Victim Name Original Report TOWNSEND	Date This Report 03-16-01
Classification ☐ FIRST DEGREE MURDER Reclassification ☐		Offense Status: Open ☐ Exceptionally Cleared X Cleared by Arrest ☐ Unfounded ☐	Recommend Case: Review ☐ Closure ☐

Item No.	Quantity	Brand Name	Description	Serial No.	Value Stolen	Value Recovered	Value Damaged

On March 16, 2001, Detective Boatright responded to the JCSO and provided me with two cassette tapes, which he indicated are copies of his interview with Neal Gardner on April 20, 1999. These items were later placed in the Jefferson County Evidence Vault.

DISPOSITION: Exceptionally Cleared.

JC-001-012283

Officer Signature	Unit	Number	Supervisor Initials and Date	Assigned To	2 of 2
	X61	320			

ORIGINAL ☐ INVESTIGATOR ☐ VICTIM SERVICES ☐ OTHER ☐ _____ ASAF3 11/99 JCSO/1674

Pocsik, Scott

JC-001-012284

CONTINUATION ☐

SUPPLEMENT ☒

Reporting Agency	Reporting Officer	Case Report No.
	Pocsik	99-7625

Connecting Case Report No.	Victim Name Original Report	Date This Report
		042699

Classification ☐ Reclassification ☐

Offense Status: Open ☐ Cleared by Arrest ☐ Exceptionally Cleared ☐ Unfounded ☐

Recommend Case: Review ☐ Closure ☐

Item No.	Quantity	Brand Name	Description	Serial No.	Value Stolen	Value Recovered	Value Damaged

WITNESS

TINDALL, JENNIFER 102582
R: 7849 W. CALEY DR, LITTLETON CO 80123 303-933-4851

SCHOENHOFF, KRISTEN 062983
R: 7329 W. DAVID DR, LITTLETON CO 80123 303-979-3612

INVESTIGATION

AT ABOUT 2200HRS THE ABOVE LISTED WITNESSES CONTACTED ME AT THE COMMAND POST, AT COLUMBINE HIGH SCHOOL. THEY BOTH SAID THAT THEY WANTED TO GIVE INFORMATION ABOUT THE SHOOTING. W/ TINDALL SAID THAT SHE HAS BEEN INTERVIEWED BY POLICE BUT SHE HAS MORE INFORMATION. I HAD BOTH OF THEM WRITE DOWN THEIR STATEMENTS.

JC-001-012285

Officer Signature	Unit	Number	Supervisor Initials and Date	Assigned To	Page
Scott T. Pocsik	V14	5122			1 of 3

81 ASAF 3 (Rev. 6/82)

ARAPAHOE COUNTY SHERIFF'S OFFICE

CR # 99 - 16215

STATEMENT

Date: 4-20-99

I, Daniel Riecks, make this voluntary statement to WAYNE BELOHLAVY, a Deputy Sheriff for the County of Arapahoe.

This statement is voluntary and is made by me without threat of punishment, and without unlawful coercion, influence or inducement.

PERSONAL INFORMATION:

Last Riecks First Daniel Middle Christopher Sex M Race
Address 7622 W. Elmhurst Dr. City Littleton State CO Zip 80128
Occupation Date of birth 1/3/83 Hm phone 303-973-6432
Employer Wk phone
Wk Address City State Zip

VEHICLE INFORMATION: ( ) Suspect ( ) Victim

Year Make Model Style Color
License State Vin # Damage $

NARRATIVE:

I was about halfway through eating my lunch in the cafeteria, at a table close to an exterior window. I heard 2 maybe 3 popping sounds and saw a large group of people crowd the window. At the base of the stairs by the window I saw two kids, one with a blond, apparently dyed, bowl haircut, another with a close shaved head, wearing a green shirt, both lying on the ground in pain. When many of us were gathered around being held back by a teacher, the teachers lounge is very close, we heard another series of pops. It was about 11:25-35 when this happened. The teacher began to shout and tell people to get down, my friends and I did and began to crawl away towards the inside. I ran towards an inside area where I thought I would be safe, some friends directed me towards the janitors elevator. We filled the elevator and proceeded upstairs, when we opened the door upstairs we saw the upstairs was filled with smoke, from what smelled like smoke bombs. We quickly closed the door and ran downstairs and a teacher led us to the left into the Auditorium. The teachers leading us had us sit down in the seats and told us if the shooter came in to immediately get down. About 10 minutes later about 11:45 we were led out to Leawood Park by a janitor with a walkie-talkie. We remained there in scattered groups for about another 10 minutes or so until we heard more pops coming →

I further state that I have read the foregoing statement, that I understand the contents and all the facts stated therein are true in substance and in fact.

X Dan Riecks (Your signature)

JC-001-012286

Witnessed by: Daniel C. Riecks 9110

Arapahoe County Sheriff's Office
5686 South Court Place
Littleton, Colorado 80120

CR # 99-16215

STATEMENT (continued)

from the school. People fled into the nearby neighborhood. I was picked up by a friend's father, my friend was Jackie Carroll. I called home from their cell phone, and returned to another friend's house. I then returned home.

Wayne B Ashley 9110

CONTINUATION ☐

SUPPLEMENT ☐

Reporting Agency	Reporting Officer POLSEK	Case Report No. 99-7625
Connecting Case Report No.	Victim Name Original Report	Date This Report 042699
Classification ☐ Reclassification ☐	Offense Status: Open ☐ Cleared by Arrest ☐ Exceptionally Cleared ☐ Unfounded ☐	Recommend Case: Review ☐ Closure ☐

Item No.	Quantity	Brand Name	Description	Serial No.	Value Stolen	Value Recovered	Value Damaged
			KRISTEN SCHOENHOFF JUNE 29, 1983				
			7329 W. David Drive Littleton CO, 80123				
			303-979-3612				

When I was in the cafetena hiding under the table, Some one yelled that there was 2 gun men shooting at us. I then ran up the stairs while people yelled "Go".. down the math halls and out the back door. My 2 best friends were out in the Senior parking lot retreiving something from one of the girls cars. They saw 2 gun men both of wich were neither Dylan or Eric Cara (one of my friends at the car) later identified one in the Yearbook. She looked in the back at the "Mafia Dedication and found him in the picture. One other friend of mine took the elevator upstairs That elevator lets up by the library and when the doors opened he saw at leadt 3 gun men around them. There is Proof that more were involved that [redacted] Dylan & Eric Cara did talk to the police but I dont think any arrests have been made. I am scared because I live around here and I dont know if anyone dangerous is wandering free.

Kristen Schoenhoff

JC-001-012288

Officer Signature	Unit	Number	Supervisor Initials and Date	Assigned To	Page 3 of 3
Scott L. Pozzi	V14	5122			

81 ASAF 3 (Rev. 6/82)

OK-140401 (K37510) Reynosa + Reynolds

CONTINUATION ☐

SUPPLEMENT ☐

Reporting Agency	Reporting Officer POLSZK	Case Report No. 99-7625
Connecting Case Report No.	Victim Name Original Report	Date This Report 042699

Classification ☐ Reclassification ☐

Offense Status: Open ☐ Cleared by Arrest ☐ Exceptionally Cleared ☐ Unfounded ☐

Recommend Case: Review ☐ Closure ☐

Item No.	Quantity	Brand Name	Description	Serial No.	Value Stolen	Value Recovered	Value Damaged

Jennifer Tindall 10/25/82
7849 W. Caley dr
303-933-4851

We live right along the lake and you can see the lake perfectly clear. My brother saw 2 guys in army pants and black ~~jackets~~ jackets, not trench coats, walking on the path talking on cell phone. Now where I was, I was in the student parking lot and I saw a guy, very big in a black trench coat, walking up the stairs. The other guy who was shooting, didn't have one on. I thought the shooter was Eric Harris, but the girl who was with me said it wasn't. The guy in the black trench coat, I know for a fact that he isn't Dylan or Eric. He was very big with black hair. He just stood there watching the whole thing. My friend Cara, said it was a guy named [redacted] I looked him up in the yearbook and he looks very familiar.

Jennifer Tindall

JC-001-012289

Officer Signature	Unit	Number	Supervisor Initials and Date	Assigned To	Page 2 of 3
Scott T Polszk	V 14	5122			

DK-140401 (K87510) Reynolds + Reynolds

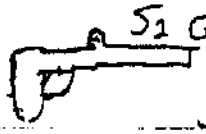

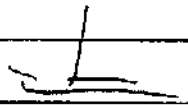

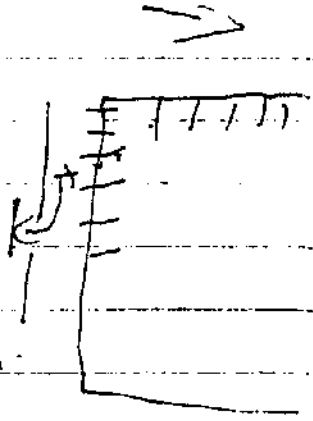

JC-001-012290

[redacted] #8206

(Kim Blair)

COLUMBINE HIGH SCHOOL

982-4400 - MAIN OFFICE

982-4410 - ATTENDANCE OFFICE

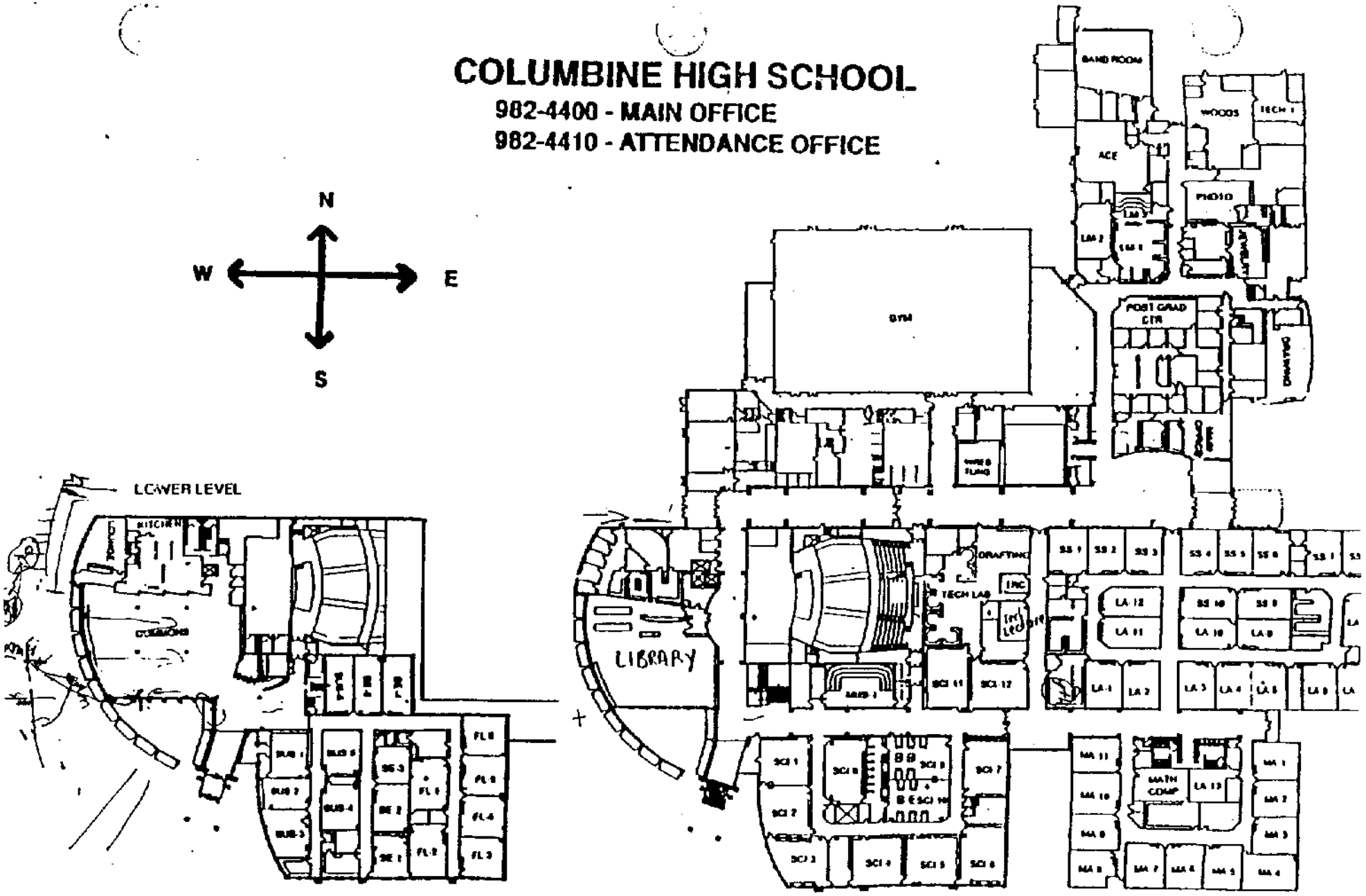

JC-001-012291

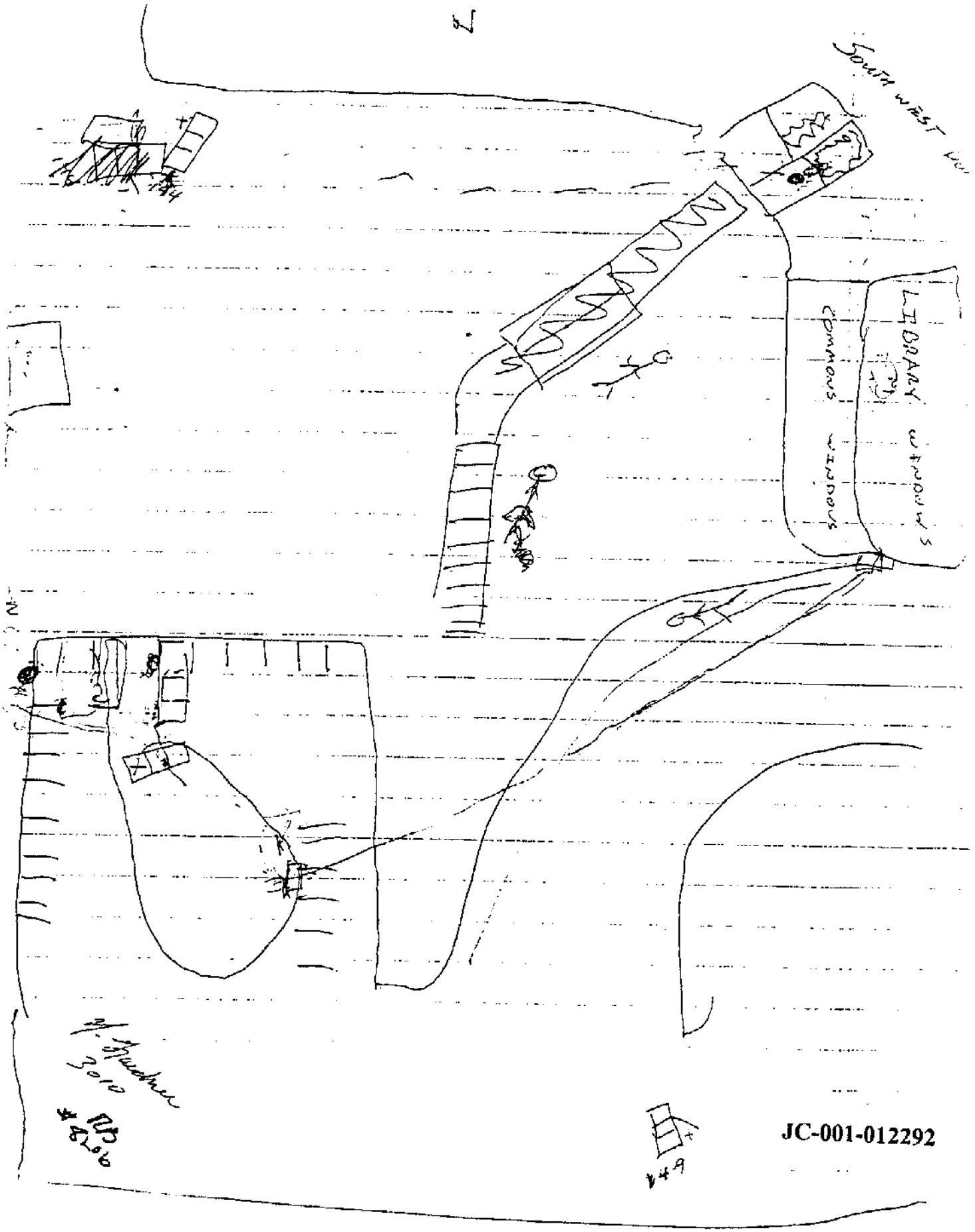

(N. Gardner)

Report Date December 14, 1999	Colorado Bureau of Investigation Report of Investigation	Case No. D99-1333
Type of Report Crime Scene	Summary Report By Agent Tom J. Griffin	Area Jefferson County
Nature of Case Homicide		

REQUESTING AGENCY: Jefferson County Sheriff's Office, 200 Jefferson County Parkway, Golden, Colorado 80401

INVESTIGATING OFFICER: Lab Supervisor Chris Andrist

DATE OF REQUEST: April 20, 1999

DATE OF OFFENSE: April 20, 1999

AGENCY CASE NUMBER: 99-7625

LOCATION OF SCENE: Columbine High School, 6201 South Pierce Street, Jefferson County, Colorado

VICTIMS: (DECEASED)

Cassie Bernall	DOB: (110681)
Steven Curnow	DOB: (082884)
Corey Depooter	DOB: (030382)
Kelly Fleming	DOB: (010683)
Matt Kechter	DOB (021983)
Daniel Mauser	DOB: (062583)
David Sanders	DOB: (012251)
Isaiah Shoels	DOB: (080480)
John Tomlin	DOB: (090182)
Lauren Townsend	DOB: (011781)
Kyle Velasquez	DOB: (050582)

SUSPECTS:

Eric Harris	DOB: (040981)
Dylan Klebold	DOB: (091181)

WEATHER: Variable

EVIDENCE SEIZED BY: Representatives from Jefferson County Sheriff's Office

EVIDENCE IN CUSTODY OF: Jefferson County Sheriff's Office

REMARKS: The following reports are those for the teams designated as Team One through Team Five for processing the scene and vehicles associated with Columbine High School. Other teams also involved were team Six, the Federal Bureau of Investigation, who handled the two deceased victims on the grounds, the cafeteria, and the area around the building; Team Seven, the Denver Police Department, who processed the administrative offices and attended all autopsies; and Team Eight, the Bureau of Alcohol, Tobacco and Firearms, who handled the explosive evidence and the school parking lot on the southwest.

The reports for Teams One thorough Five represent the combined efforts of over thirty professionals from eight law enforcement agencies. Those agencies assisting the Jefferson County Sheriff's Office included the Colorado Bureau of Investigation (Denver, Pueblo and Montrose Offices); the Arapahoe County Sheriff's Office, the Wheat Ridge Police Department; the Arvada Police Department; the Greenwood Village Police Department; the Thornton Police Department, and the Littleton Police Department. All team leaders reported to Jefferson County Sheriff's Office Laboratory Supervisor Chris Andrist. Scene processing began after the school interior was deemed safe to enter according to explosive experts. The processing began Wednesday, April 21, 1999 and essentially concluded Thursday evening, April 29, 1999.

Teams One through Five worked with representatives from and for the Jefferson County Coroner's Office for the recovery of the bodies of eleven victims in the school and the bodies of Harris and Klebold. Team members also exchanged information directly with the five forensic pathologists who performed all of the autopsies. Summary data for these five teams is given on the chart on page 4.

The enclosed five narratives and photologs for Teams One through Five detail the activities of each team. Each photograph sleeve is numbered to denote the team, the roll of film and the exposure. A set of scaled diagrams for the library (processed by

Teams One and Two) will be a separate submission (Arapahoe County Sheriff's Office), as will any evidence logs (Jefferson County Sheriff's Office). All evidence was kept in the custody of either the Jefferson County Sheriff's Office or the Jefferson County Coroner's Office. These five reports are intended to be read in conjunction with their respective evidence logs and team diagrams.

Tom J. Griffin

Tom J. Griffin
Agent
(Reporting)

TJG:tg 102199
Word: D991333A

TEAM

	One	Two	Three	Four	Five
Photos	1000	1200	300	980	550
Total Evidence	209	279	160	124	141
Spent Cartridge Cases	19	10	7	7	30
Spent Shot Shells	9	29	3	8	3
Projectiles/ Fragments	130	143	5	43	64
Misc. Firearm Related	3	20	—	5	16
Bullet or Projectile Holes Examined	78	77	5	50	148
Explosive Related	1	25	50	17	10
Backpacks, Satchels	10	12	375	2	--

Team One

REPORT DATE October 3, 1999	COLORADO BUREAU OF INVESTIGATION REPORT OF INVESTIGATION	FILE P99-0453 D99-1333
TYPE OF REPORT Crime Scene	REPORT BY Agent Barie W. Goetz, Team Leader	AREA Jefferson County
NATURE OF CASE Homicide		

CRIME SCENE REPORT FOR TEAM ONE

REQUESTING AGENCY:	Jefferson County Sheriff's Office, 200 Jefferson County Parkway, Golden, CO 80401, 303-271-5600
REQUESTING OFFICER:	Lab Supervisor Chris Andrist
INVESTIGATING OFFICER:	Lab Supervisor Chris Andrist
DATE OF REQUEST:	April 20, 1999
DATE OF OFFENSE:	April 20, 1999
AGENCY CASE NUMBER:	99-7625
LOCATION OF SCENE:	Columbine High School, 6201 South Pierce, Jefferson County Colorado
VICTIMS: (Deceased)	Lauren Townsend DOB: (011781) Kelly Fleming DOB: (010683) John Tomlin DOB: (090182) Corey Depooter DOB: (030382) Daniel Mauser DOB: (062583)
SUSPECTS:	Dylan Klebold DOB: (091181) Eric Harris DOB: (040981)
WEATHER CONDITIONS:	Varied
EVIDENCE SEIZED BY:	Chris Loptien, Jefferson County Sheriff's Office
EVIDENCE IN CUSTODY OF:	Jefferson County Sheriff's Office

Type of Report Crime Scene	Agent Barie W. Goetz	Date 10/03/99	File Number P99-0453 D99-1333	Page 2

REMARKS:

On April 20, 1999, crime scene personnel from various law enforcement agencies were assigned to assist with the processing of a crime scene at Columbine High School, located in Jefferson County, Colorado.

Upon arrival at the Command Post located on Pierce Street by Clement Park, crime scene personnel were informed that the bomb squads of various agencies were in the process of clearing the school and the parking lot of explosive devices. At approximately 11:30 p.m., all crime scene personnel were instructed that processing of the scene would not start until the bomb squads had completed their activities; therefore, all crime scene personnel would report back to the command post on Wednesday, April 21, 1999 at 8:00 a.m.

ACTION TAKEN:

At 11:45 a.m. on April 21, 1999, Chris Andrist of the Jefferson County Sheriff's Office conducted a briefing for crime scene personnel. A plan was presented to divide the crime scene into specific areas and assign a team of four or five crime scene personnel to each area. A team leader was designated for each team.

Team One personnel consisted of :
Barie Goetz, Colorado Bureau of Investigation
Ted Ritter, Colorado Bureau of Investigation
Tom Adair, Arapahoe County Sheriff's Office
Chris Loptien, Jefferson County Sheriff's Office
Donald Sollars, Colorado Bureau of Investigation

Team One was assigned the eastern half of the school library, which included victims numbered 1 through 5. In addition, Team One was later assigned the northwest library offices, hallway and the emergency exit door in that area.

At approximately 1:39 p.m., April 21, 1999, members of Team One were escorted through the crime scene portion of the school for orientation purposes. At approximately 2:05 p.m., team members initiated processing of the school library. The main emphasis of processing for the day was evidence documentation and collection to facilitate body recovery.

Duties assignments of Team One were:
Barie Goetz - bloodstain pattern interpretation, coordinator of the team.
Ted Ritter - photography, firearm evidence recognition
Tom Adair - measurements, crime scene sketching
Chris Loptien - evidence collection, evidence log
Donald Sollars - photography log
All team members were assigned the task of evidence recognition and the marking of its location with a green placard evidence marker. Numbers 600 through 899 were assigned to Team One for identifying evidence.

The main part of the school library consisted of an entryway on the northeast, staff counter and workspace on the north, student study areas with tables and chairs on the south, and computer tables on the northwest. Secondary areas of the library consisted of storage and staff rooms to the north of the main library and offices and hallway in the northwest area. The student study area was physically divided into three sections by the placement of bookshelves oriented north-to- south. Bookshelf Row 1 was attached to the east wall. Rows 2, 3, and 4 separated the east student section from the middle student section. Rows 5 and 6 separated the middle section from the southwest section. The east section of the student study area consisted of six tables, labeled Table 1 through Table 6 with accompanying chairs labeled 1A, 1B, etc. Three of the victims, #1, #2 and #3, were located in this section. The middle section of the student area consisted of eight tables, labeled Table 7 through Table 14, with accompanying chairs labeled 7A, 7B, etc. Two of the victims, #4 and #5, were located in this middle section. The west section was designated as part of the area processed by Team Two and its description is included in their report.

The Federal Bureau of Investigation Special Projects Team was present to prepare a detailed diagram of the entire school and surrounding areas. The Arapahoe County Sheriff's Office representatives on Teams One and Two have generated a detailed diagram of the library with the location of all physical features of the area and all items of evidence. Therefore, measurements concerning the location of evidence, bullet holes, tables, chairs, walls, windows, desks, etc. will not be included in the narrative of this report.

All items of evidence were assigned a number, photographed in place, measured for final location in sketch, and then collected in a suitable container and marked with the case number, item number, date, time, location, description, and the initials of the collector. The Jefferson County Sheriff's Office has generated a detailed list of evidence for the entire school and area; therefore, a detailed list of the evidence collected by Team One is not included in the narrative of this report.

Prior to collection of evidence, overall photographs were taken of the library entrance, main staff counter, student area, and bodies of the deceased.

Processing was initiated in the entryway. Evidence items consisting of spent cartridge cases and firearm projectiles were located and collected from this area. The entryway was then utilized as a staging area for equipment and personnel.

The area leading up to Table 2 in the east section of the student study area was processed for obvious items of evidence. Apparent bullet holes were present in the carpet under and surrounding Table 2.

Victim #1, later identified as LAUREN TOWNSEND, was found lying on her left side, bent at the waist, head to the north, feet to the east, under the northwest corner of the table. She was dressed in a blue top, denim pants and dark boots. Multiple bullet holes were noted in the back of the shirt. Bloodstains associated with the upper two holes were consistent with drainage of blood while the body was positioned as found. Minimal drainage was present around the two lower holes. Concentrated drainage of blood was present under the left arm. A linear blood drainage stain was present in the rectal area. Bullet holes were present in the right thigh area with surrounding blood drainage stains consistent with the position of the body as found. Transfer bloodstains were present on the lower legs and on the sides and bottom of the boots. These bloodstains were not associated with injuries to the victim. Bloodstains on the carpet indicated that the legs of the victim were moved to the east through wet bloodstains to their position as found. The position of Table 2 and the surrounding chairs were marked on the carpet and then moved to view the body. Additional bullet holes were noted in the front crotch area when the body

was moved. Photographs were taken of the position of the body, the bloodstains present on the body, and the bloodstains on the carpet surrounding the victim. A bloodstained shirt was present under Table 2 to the south of victim #1. Medical treatment type packages and bandages were present in this area. Bloodstain patterns on the carpet and on the vertical supports of Table 2 along with the shirt and bandages indicated that multiple injured individuals were present at some time under the table and then moved from the scene.

Victim #2, later identified as KELLY FLEMING, was found lying on the floor in a prone position to the southeast of Table 2. She was dressed in a black shirt, denim pants and black/white tennis shoes. An entry wound consistent with a shotgun discharge was present in the lower left back of the body. The plastic shotgun cup/wad was present in the wound tract. Several associated pellet holes were present adjacent to the main entry wound. Drainage of blood from the wound was minimal and consistent with the position of the body as found. Drainage of blood from the nose/mouth area was consistent with the position of the body as found. No other bloodstains were present on the body. Photographs were taken of the position of the body, the bloodstains present on the body, and the bloodstains on the carpet surrounding the body.

Victim #3, later identified as JOHN TOMLIN, was found lying on the floor in a prone position to the southeast of Table 6. He was dressed in a dark T-shirt, denim pants, and white/black tennis shoes. Numerous wood fragments and pieces of foam padding were dispersed in the area of the body. Drainage of blood from the right side of the head was consistent with the position of the body as found. A large pool of blood was present on the carpet extending to the west of the victim's head area and under the victim's chest and right arm. The victim's eyeglasses were present under the lower portion of the face. No bloodstains were noted on the pants or shoes of the victim. No impact blood spatter was noted in the area. Photographs were taken of the position of the body, the bloodstains present on the body, and the bloodstains on the carpet surrounding the body.

Victim #4, later identified as COREY DEPOOTER, was found lying on the floor in a prone position to the west of Table 14. He was dressed in a gray shirt, denim pants, and brown leather boots. A large concentrated bloodstain consistent with drainage from the rear of the neck and the upper chest was found under the body. This pooling of blood continued onto the carpet to the west of the body. A large concentrated transfer bloodstain was present on the lower back area of the clothing and body. No wounds were present in this area of the body. The bloodstain originated on the exterior of the outer shirt, soaked through to the thermal undershirt and onto the skin of the victim. A strap from the victim's backpack was present under the left arm of the victim and the backpack was found to the west of the body. The bottom of the backpack was heavily blood soaked. No corresponding stain was present on the carpet under the position of the backpack as found. A pattern in the pooled blood to the west of the body was consistent with the size and shape of the backpack bottom. The bloodstain patterns were consistent with the backpack initially lying in the pool of blood from the victim; the backpack being moved to the small of the back of the victim; and then moved to the floor to the west of the body. Photographs were taken of the position of the body, the bloodstains present on the body, and the bloodstains on the carpet surrounding the body.

Victim #5, later identified as DANIEL MAUSER, was found lying on his right side under Table 9 in the middle section. He was dressed in a tan shirt, denim pants, and black/gray tennis shoes. His right arm extended to the south and the wrist area was positioned on top of the right rear stile of Chair 9E. The chair was found lying on its back to the south of the victim. An injury to the fingers of the right hand was present and a small pool of dripped blood was found under the position of the hand. A concentrated pool of blood was present under the head, neck and shoulder area of the victim. Eyeglasses were found under the head of the victim, partially on the upper face. Chair 9E had a bullet path through the chair, entry in the seat cushion and exit in the front upper wooden rail. Wood fragments were dispersed over the body. A number of wood fragments were embedded into the right forearm of the victim. An injury to the right ear was noted upon repositioning of the body prior to transport.

Photographs were taken of the position of the body, the position of the chair as found, the bloodstains present on the body, and the bloodstains on the carpet surrounding the body.

Removal of bodies by coroner investigators from various agencies commenced at approximately 5:30 p.m. and was completed by 9:06 p.m.

On Thursday, Friday, Monday, Tuesday and Wednesday, April 22, 23, 26, 27 and 28, 1999 respectively, members of Team One returned to the library to continue documenting and collecting evidence. On Wednesday, April 28, 1999, Dr. Bodelson, Jefferson County Coroner, and the five pathologists who conducted the autopsies, Dr. Michael Dobersen, Dr. Ben Galloway, Dr. Thomas Henry, Dr. John Meyer and Dr. Jim Wahe, briefed the members of Team One on the preliminary results of the autopsies. Their findings are included in the narrative part of this report as they pertain to each victim.

The students' backpacks were examined for items to demonstrate the ownership. Materials remaining on the tables were similarly examined. After verification of the owner by identification cards or a multiple of other items, the student's name was printed on a section of tape and affixed to the table in the approximate location as his/her belongings were found. Backpacks and other items identified as belonging to one of the deceased victims were collected as items of evidence. The film was removed from a camera (item #737) found on top of Table 3 and collected as evidence. A disposable type camera from the top of a table in the middle student study area was collected as evidence.

Table 1, the first table on the right as the east section is viewed from the entryway, contained materials belonging to Mark Kintgen on the southwest corner and Jen Doyle on the northeast corner. Reports listed Mark Kintgen as having gunshot injuries to the head and neck. A pool of blood and eyeglasses were located under the southwest corner of Table 1. Chair 1A was located across from the table position of Kintgen's belongings. It was found facing south and positioned almost all the way under the table. It contained a shotgun discharge hole in the backrest with the entry on the north side and exit on the south side; pellet holes were present in the seat portion. A blood

transfer was found on the cross brace (stretcher) of the chair above the blood pool. The longitudinal cross brace under the table directly in front of Chair 1A contained shotgun pellet damage and one pellet was imbedded in this area. Chair 1E was located to the east of Kintgen's belongings and it contained a bullet strike in the southwest leg. Chair 1F was located to the south of Kintgen's belongings on Table 1 and it contained bullet strikes to the rear upper rail and the right rear leg. A blood transfer was present across the top of the backrest of Chair 1F. A bullet strike was found on the exterior surface of the north support of Table 3. No other projectile strike marks were found on Table 3. Trajectory of the shotgun blast to the backrest of Chair 1A aligned with the damage to the seat cushion, cross member of the table, bullet damage to opposing chairs and the eyeglasses and bloodstain under the table.

Preliminary autopsy results from Dr. Dobersen on LAUREN TOWNSEND indicated that both shotgun pellets and 9mm bullets were recovered. The numerous wounds and their locations indicated that the body had been shot in more than one position. Several rounds had exited the body.

Autopsy results from Dr. Dobersen on KELLY FLEMING indicated a single shotgun blast entered the lower left back, traveled straight upward, and the pellets were contained in the upper left back area. The acute angle of travel through the body indicated that the victim was in a prone or near prone position when shot.

Concentrated, congealed bloodstains were found projected onto the exterior vertical surface of the east support of Table 1. The stains range from 29" to 6" from the floor. Chair 1C also contained a concentrated, congealed, projected bloodstain on the left middle rail, 8.5" from the floor. The table support and left side of the chair were exposed to the area under Table 2.

The area under and surrounding Table 2 contained numerous bloodstain patterns. Concentrated pooling of blood was found on the carpet in the southeast area under the head of FLEMING. A large transfer bloodstain was found on the interior surface of the south table support. This stain covered an area 11" high by 12" wide. A concentrated bloodstain was found on the carpet

directly below this stain. Concentrated pooling of blood was found on the carpet to the north of this area. Concentrated pooling, dripping, and transfer bloodstains were found on the carpet to the southwest of Table 2. A bloodstained shirt and emergency medical supplies were found to the north of this area. Concentrated pooling of blood with associated spatter was found on the carpet at the base of the north support of Table 3. No bloodstains were found on the remainder of Table 3. Concentrated pooling, dripping, and transfer bloodstains were found on the carpet to the northeast of the table. A drip pattern extended to the north of the table. The bloodstain patterns associated with Table 2 were in excess of what would be expected from the injuries to TOWNSEND and FLEMING. Patterns indicated that individuals were injured under Table 2 and then were transported or moved away from the area. Personal belongings of Jessica Lea Holliday, Lisa Michelle Kreutz, and Jeanna Park were found on the east side of the table. Personal belongings of Diwata Perez and LAUREN TOWNSEND were found on the west side. Personal belongings of Val Schnurr and possibly from a Susan Peters were present on a small table to the northeast of Table 2. Personal belongings of Heather Jackson and Patti Blair were found on Table 3.

Chairs 2A and 2B were found to the north of Table 2. Chair 2A was facing to the northwest; Chair 2B was facing to the southeast. 2A had two bullet entry holes in the seat cushion, one exited the bottom of the chair, and the other one exited the top rail on the right side. Bloodspatter was present on the chair; however, no corresponding patterns were present in the surrounding area. Wood splinters from the chair were found under Table 2. Chair 2B had blood smears on the lower front left leg and on the seat cushion; however, no corresponding patterns were present in the surrounding area. A bullet impact site was present on the rear right leg. The physical evidence found on the chairs indicated that they were originally positioned to the sides of Table 2 and then moved to the positions as found.

Pellet impact sites were present on the interior surface of the north support of Table 2. One pellet penetrated the veneer surface and projected a section of wood from the exterior surface onto the carpet north of the table. This pellet was imbedded in the wood. The trajectory of the pellets indicated that the pellets originated from the

southeast and traveled under the table and struck the interior of the north support. Pellet wounds to TOWNSEND corresponded with this trajectory. Bullet impact sites in the carpet under and around the table were aligned both north-south and east-west. Examination of the exterior surface of the south support of Table 2 did not reveal any bullet strike marks or bloodstains.

Personal items identified as FLEMING's were found on and under the northeast corner of Table 4. The corresponding chair was moved back from the table. Examination of Table 4 and the six chairs associated with it did not reveal any bloodstains or bullet impact sites. No other person's belongings were found on Table 4.

The north end of Table 6 contained a bloodstain pattern consistent with expirated/aspirated blood. The origin of the bloodstains was determined to be approximately 51" above the surface of the floor, 43" from the east baseboard, and 19'6" from the south wall. The north side of Chair 6B also contained fine droplets of blood consistent with the source of bloodstains on Table 6. A linear pattern of small blood droplets was also found on the surface of Table 5 leading up to the position of a bloodstained multifunction tool. The tool was configured into the pliers position. No other bloodstains were found on Tables 5 and 6. Personal belongings of Nicole Nowlen were found on Table 5. Personal belongings of TOMLIN were found on Table 6.

The carpeted area to the southeast of Table 6 contained four bullet impact sites. The trajectories were parallel and were aligned in an east-west orientation consistent with an origin south of Table 5. A jacketed bullet was recovered from one of the carpet strike points. The lower left side of Chair 6D contained two bullet impact sites. The east bookshelf baseboard trim behind Chair 6D also contained a bullet strike. A dowel rod was inserted through the holes in the chair and aligned with the impact site on the baseboard. The convex mirror positioned on a support on the south wall contained a single bullet hole through the mirror and into the wall. A dowel rod was inserted through the mirror holes and into the wall hole to approximate the trajectory. The trajectories of the bullet paths through the mirror and the bullet hole through Chair 6D intersected at a location south of Table 5. Agent

Goetz held a dowel rod in each hand and approximated the intersection of the trajectories to demonstrate a possible common origin. This area was 9' from the south wall and 14' from the east baseboard. Photographs were taken of the damage to the mirror, baseboard, carpet, Chair 6D, and of the dowel rod trajectories.

Chair 5G contained a shotgun blast through the backrest portion. The entrance was to the rear of the seat back. Additional damage was noted on the upper portion of the front left leg. Debris from the chair was found under and to the east and south of Table 6. Pellets were found to the east of Table 6. Chairs 6A and 6E also contained impact sites. The evidence was consistent with Chair 5G being originally positioned along the west side of Table 6 when a shotgun blast originated from the area north of Table 5. A dowel rod was inserted through the hole to approximate the trajectory. Photographs were taken of the damage, indicated original position, and dowel rod trajectory. As reported above, TOMLIN was found on the floor to the east of Table 6. Preliminary autopsy results by Dr. Thomas Henry indicated three projectiles had entered the right side of the head/neck area and exited the left side. Additional injuries to the torso were consistent with shotgun pellets.

As reported above, MAUSER was found lying under Table 9 in the middle student section with Chair 9E lying to his south. Preliminary autopsy results from Dr. Galloway indicated three wounds. The right hand had two defects present. A bullet graze injury was present on the right ear, and the fatal injury was due to a single bullet that entered the nose and exited the back. Bloodstains on the carpet between Table 1 of the east section and the location of MAUSER indicated an individual with a bleeding injury or injuries traveled from the area of Table 1 toward the west and Table 9. Bloodstains on the rows of bookshelves in this area were found where a person with an injury to the right hand would have touched as he or she moved to the west. The arrangement of chairs to the south of Table 1 indicated an individual in addition to Mark Kington was seated on the south side of Table 1.

A dowel rod was used to demonstrate the trajectory of the bullet hole through Chair 9E. The chair was originally found lying on its back; however, the trajectory through the chair was not feasible with that position. With the

chair upright on its legs and placed to the south of Table 9, the trajectory of the bullet and a bullet strike mark in the carpet indicated a common area of origin. Photographs were taken of Agent Goetz standing in various locations south of Table 9 holding a dowel rod to simulate a weapon.

As reported above, DEPOOTER was found under Table 14. Preliminary autopsy results from Dr. Jim Wahe indicated three injuries. A single bullet entered the left arm, continued through and entered the left chest, and exited the back of the neck. A second single bullet entered the upper back leaving an atypical entrance hole and lodged in the left chest. A third single bullet entered the back and lodged in the left chest. Three bullet strike marks were found in the carpet under Table 14. Two were aligned east-to-west and one was aligned south-to-north.

Bloodstains were collected from various areas for possible future comparison to injured or deceased individuals. A sample of the pooled bloodstain from under the east end of Table 1 was collected for comparison to the blood of Kington. A sample of the bloodspatter from the top of Table 6 and a sample of the droplets from the top of Table 5 were collected for comparison to the bloods of HARRIS and KLEBOLD. Samples of five different bloodstains from the carpet in the area of Table 2 and a sample of the blood from the side of Table 1 were collected for comparison to blood standards of TOWNSEND, FLEMING and the injured individuals who were shot while under Table 2. A sample of the blood from the carpet between bookshelf Rows 2 & 3 and a sample of the transfer stain on a vertical surface of bookshelf Row 4 were collected for comparison to the blood standard of MAUSER. Samples of the pooled blood from under the positions of victims TOWNSEND, FLEMING, TOMLIN, DEPOOTER, and MAUSER were collected as substitute standards of the victims' bloods.

Paper debris was present in the middle student section at the base of bookshelf Row 5. The color and texture of the paper pieces matched the large debris field found between Rows 5 and 6.

A bullet hole was found in the south wall above the third window from the east. A large caliber projectile was collected from this location. The apparent general

trajectory was consistent with having originated from the window area of the west wall of the library.

An exit bullet hole through an art display on the east wall of the student section was determined to be a continuation of an entrance bullet hole in the west wall of the hallway outside the library. The bullet continued upward into the ceiling of the east section of the library where it ricocheted off of the concrete roof supports and came to rest on the upper surface of the ceiling tile above Table 14. The trajectory of the various paths through the wall and ceiling indicated an origin on the stairs landing leading to the cafeteria.

The center student study section contained eight tables numbered 7 through 14 as depicted on the crime scene diagram. Table 7, the first table on the left as viewed from the north, contained personal belongings of Aaron Welsh. Table 8, the first table on the right as viewed from the north, contained personal belongings of Aaron Cohn, Byron Kirkland, Joshua Lapp, Megan Coxey, Craig Scott, and Brittany Bollerud. A backpack belonging to MAUSER was found on the floor next to Table 9. Table 10 contained personal belongings of Sara Houy and Crystal Woodman. Table 11 contained belongings of John Savage. Table 12 contained personal belongings of Lindsay Elmore and Rebecca Parker. Table 13 contained belongings of Athena Lagos. Table 14 contained belongings of Peter Ball and DEPOOTER. A backpack with items labeled Austin Eubanks was found on a chair along the south wall.

On April 22, 1999 Team One was assigned to process and document the hallway, five offices, conference room, and emergency exit of the northwest corner of the library, as well as the staff service area at the north end of the main library. The area was documented through sketches. Placards were mounted to the walls outside each office designating the offices as "LMC-1", "LMC-2", "LMC-3", "LMC-4", and "LMC-5". The rest of the area was comprised of a conference room, designated as Office #2 in photographs, and a hallway. The following observations were made in each room or hallway. See sketch for measurements of items and bullet holes. Bullet holes were given an alphanumeric designation (for example, BH-1). All entry doors were on the east side of each office.

LMC-1 was the southernmost office. The office door was closed and locked upon arrival on scene. The office had a long desk that ran the length of the south and west walls. Bookshelves took up much of the space on the north wall. There were windows on the south and west walls of the office. No evidence was located in office LMC-1.

LMC-2 was directly north of LMC-1 and had two windows along the west wall. The office door was closed and locked upon arrival on scene. A rectangular wooden table and four chairs were in the center of the room. A small computer table was against the east wall to the south of the office entry door. A small book cart on casters was against the north wall just west of the entry. There was no evidence located in LMC-2.

LMC-3 was directly north of LMC-2 and had one window along the west wall. The office door was closed and locked upon arrival on scene. A long worktable was attached to the south wall. A chair and a file cabinet were located in the southwest corner of the room. A row of staggered bookshelves was attached to the north wall west of the entry door. An apparent bullet impact defect was observed in the north wall above the door. A bullet fragment (item #763) was recovered from that location (corresponded to BH-6 in LMC-4).

LMC-4 was directly north of LMC-3 and had one window on the west wall. A small table with a television on it was located in the northwest corner of the office. There was a rectangular wooden conference table and six chairs in the center of the room. There was loose wallboard debris over the top of the table. The debris appeared to have come from three bullets that penetrated the north wall of the office, passed over the table, and entered the south wall of the office. The south wall of the office contained three bullet holes given the designations BH-4, BH-5, and BH-6. A bullet fragment (item #761) was recovered from the hole designated BH-4 (corresponded to BH-1 in LMC-4). Another bullet fragment (item #762) was recovered from the hole designated BH-5 (corresponded to BH-3 in LMC-4). The bullet fragment forming BH-6 was actually recovered from the north wall, adjoining LMC-3.

The north wall of the office also contained three apparent bullet holes designated BH-1, BH-2, and BH-3. There were no bullet fragments located in these holes.

LMC-5 was the northernmost office in the northwest library hallway. LMC-5 had one window on the west wall and one on the north wall. A small wooden table, black metal audio-visual cart, and chair were located against the south wall of the office. A green metal audio-visual cart was against the east wall directly south of the entrance.

There were seven apparent bullet holes in the south wall of LMC-5. The holes were labeled BH-6 (corresponded to BH-1 in LMC-4), BH-7, BH-8 (corresponded to BH-3 in LMC-4), BH-9 (corresponded to BH-2 in LMC-4), and BH-10. BH-7 contained the copper jacketing associated with lead fragment item #761. BH-10 contained two copper jackets (one associated with item #762) and one lead bullet fragment (item #767). There were also numerous secondary missile impact sites in the area of BH-10 consistent with small glass fragments projected towards the wall, with the bullet fragments, from the north window.

The window on the north wall had five bullet holes through it (three through the glass, two through the frame). No bullet fragments were located in these five holes. The holes were labeled BH-1 (corresponded to item #764), BH-2 (corresponded to BH-6 and BH-7), BH-3 (corresponded to BH-10), BH-4 (corresponded to BH-8 and BH-10), and BH-5 (corresponded to BH-9). It was determined through glass fracture analysis that the sequence for the bullet holes in the north window glass of LMC-5 was as follows:

1. BH-2
2. BH-3
3. BH-4

The following chart explains bullet hole correspondence for LMC-5 through LMC-3 going from north-to-south:

Ext. North	LMC-5 North	LMC-5 South	LMC-4 North	LMC-4 South	LMC-3 North
BH-1	BH-1	ON FLOOR (#764)			
BH-2	BH-2	BH-6/BH-7	BH-1	BH-4	IN WALL (#761)
BH-3	BH-3	BH-10			
BH-4	BH-4	BH-8/BH-10	BH-3	BH-5	IN WALL (#762)
BH-5	BH-5	BH-9	BH-2	BH-6	IN WALL (#763)

The five bullet holes in the north window and frame of LMC-5 were also documented from the exterior north library wall. In addition, two bullet impact sites were located in the north wall between the north window of LMC-5 and the emergency exit door at the north end of the library hallway.

There were several bullet impact sites in the hallway at the northwest corner of the library. All of the bullet trajectories were traveling south. A wooden twenty-drawer map storage cabinet, located against the east hallway wall, had three bullet impact holes on the north side of the cabinet. Two of the bullets (BH-1 and BH-3) were recovered inside the cabinet. One bullet (item #757) was embedded in the wood of the south edge of drawer #10 from the top and was facing south. One bullet (item #755) traveled through the map cabinet (BH-2 to BH-4), exited the map cabinet then entered the rear of the television cabinet to the south of the map cabinet. Upon making contact with the front frame of the television on the west side, the bullet made a dramatic turn to the east and exited between the plastic face and glass screen of the television set. The bullet then traveled east and struck the east wall. The bullet was recovered from the floor beneath the television cart. Wallboard material was observed on the nose of the bullet at the time of collection.

At the south end of the hallway, on the east wall separating the hallway from the conference room, there were several bullet impact sites. One bullet impacted the upper northern frame of a chair (CH1) along the east wall. The bullet impact (designated impact #1) sent smaller pieces of metal across the wall and through a picture frame on the east wall at the south end. A second bullet impact (designated impact #2) struck the wallboard to the south of CH1 and impacted below the computer table. Team Two recovered that bullet. The third bullet impact (designated impact #3) struck the wood corner molding at the south end of the east wall. The projectile then traveled south and hit a Macintosh computer monitor on the computer table. All three impact sites were tested with sodium rhodizinate with positive results for lead. A fourth projectile also passed through the lower back (south) partition under the computer table and was designated projectile hole #1A by Team Two. A minimum of 15 projectiles was determined to have been fired from

the north end of the library, down through the northwest hallway and offices towards the south.

The conference room was located on the southeast end of the hallway and directly west of the library magazine storage room. The conference room consisted of a large wood top conference table, surrounded by six padded chairs, in the center of the room. A small table was to the west of the entrance along the north wall of the conference room. A large paper writing pad on an easel was located in the southeast corner of the room. There was a bullet hole in the north wall of the conference room on the west edge of the doorframe. The trajectory of the bullet was traveling south into the conference room. As the bullet passed through the wall it fragmented. Several copper and lead fragments were found on the floor, tabletop, chairs (Chairs "A" and "D") and the south wall. A bullet hole was located in the floor molding of the south wall. The largest of the lead fragments (item #752) was located in the south wall under the easel. An apparent bullet wipe was found on the conference room floor in the southeast quadrant of the room. The wipe was in line with the bullet hole impact area on the floor molding. The area tested positive for lead with sodium rhodizinate.

The magazine storage room was located directly east of the library conference room. Entry into the room could be gained by either the conference room or the staff service area. The room was comprised of two rows of magazine stacks as well as shelving on the south and west walls. No evidence was located in this room. Both doors were open and unlocked upon arrival.

The staff service area was located at the northern end of the main library. The area was comprised of a large wood countertop work area. There were two computer terminals centered in the service counter, which faced south. Inspection of the area revealed that an under-the-counter telephone (presumably for staff use) was off the hook with the receiver on the floor behind the counter. One of the blue cushioned bar stool style chairs from the computer terminal area had apparent bullet hole damage to it. The chair was found on top of the counter to the east of the easternmost computer terminal. The computer monitor was off center of the CPU to the west and had scuffs on the front of it indicating that the chair had been thrown onto the counter striking the computer

monitor.

A small rectangular wooden printer stand cabinet was located at the northwest end of the staff service counter. The cabinet was open to the east and 100 sheet packs of white (8 1/2"x11") printer paper were stored under the counter on the staff (east) side. A computer printer (HP Laser Jet 5si/mx) was essentially centered on top of the cabinet. There were at least 14 shotgun pellet impact sites on the wood frame of the cabinet, some caused by ricocheted pellets. At least three pellets also struck the east side of the upper northwest paper bundle (item #735). No on-site examination or extraction of pellets was performed. One pellet (item #699) was recovered from the lower paper tray of the HP printer east side. Five other pellet impact sites were located on the west side wall of the westernmost staff seating area (access panel location) directly south of the printer cabinet. Additional items of evidence were recovered from the floor and countertop areas of the staff service section (see evidence report).

Barie W. Goetz
Lead Agent
CBI Pueblo
(Reporting)

Ted Ritter
Agent
CBI Denver
(Reporting)

Tom Adair
Senior Laboratory Technician
Arapahoe County Sheriff's Office
(Reporting)

Chris Loptien
Forensic Chemist/Criminalist
Jefferson County Sheriff's Office
(Reporting)

Donald Sollars
Agent
CBI Denver
(Reporting)

Leroy F. Roybal
Agent in Charge
CBI Pueblo
(Reviewing)

Type of Report Crime Scene	Agent Barie W. Goetz	Date 10/03/99	File Number P99-0453 D99-1333	Page 20

Photolog

Team #One

Roll WT-1

1	No photo
2	Card
3	Entrance to library
4	Entrance to library
5	Entrance to library behind service counter
6	Entrance to library security bars
7	Entrance to video room
8	Library security bars
9	Glass case at entrance to library
10	Sitting chairs at entrance to library
11	Section 1, eastside of library
12	Section 1, eastside of library
13	Overall Body #1
14	Overall Body #1
15	Overall Body #1
16	Overall Body #1
17	Overall Body #1
18	Glass case at entrance to library
19	Section 1, eastside of library
20	Section 1, eastside of library
21	Section 1, east side of library
22	Overall Body #2
23	Overall Body #2
24	Overall Body #2
25	Overall Body #2
26	Overall Body #2
27	Overall Body #3
28	Overall Body #3
29	Overall Body #3
30	Overall Body #3

Roll WT-1 continued

31	Overall Body #3
32	Overall Section 1
33	Overall Section 1
34	Overall Body #3 and Section 1
35	Overall Section 1
36	Overall Section 1
37	Overall between rows 2 and 3

Roll WT-2

1	Overall between rows 2 and 3
2	Card
3	Overall between rows 2 and 3
4	Overall between rows 3 and 4
5	Overall between rows 3 and 4
6	Overall of section 2
7	Overall of section 2
8	Overall of section 2
9	Overall of section 2
10	Overall of section 2
11	Overall of Body #4
12	Overall of Body #4
13	Overall of Body #4
14	Overall of Body #5
15	Overall of Body #5
16	Overall of Body #5
17	Overall of Body #5
18	Overall of section 2
19	Overall of section 2
20	Overall of section 2
21	Overall of front service counter
22	Overall of front service counter
23	Overall of front security bars
24	North end of rows 3 and 4
25	Overall between rows 5 and 6

Roll WT-2 continued

26	Overall between rows 5 and 6
27	Overall of section 3
28	Overall of section 3
29	Overall of section 3
30	Overall of Body #10
31	Overall of Body #10
32	Overall of Body #10
33	Overall of black trench coat in section 3
34	Overall of section 3
35	Overall of section 3
36	Overall of section 3
37	Overall of section 3

Roll WT-3

1	Card
2	Overall of Bodies #6 and #7
3	Overall of Bodies #6 and #7
4	Overall of Bodies #6 and #7
5	Overall of Bodies #6 and #7
6	Overall of Body #8
7	Overall of Body #8
8	Overall of Body #9
9	Overall of Body #9
10	Overall of Body #9
11	Overall of Body #9
12	Overall of Bodies #11 and #12
13	Overall of Bodies #11 and #12

Roll WT-4

1	Card
2	Overall of Bodies #11 and #12
3	Overall of Bodies #11 and #12
4	Midrange of Body #11
5	Midrange of Body #12

Roll WT-4 continued

6	Midrange of Body #11
7	Overall of section 3
8	Overall of section 3
9	Overall of section 3
10	Overall of storage room entrance with Body #13
11	Overall of Body #13
12	Overall of Body #13
13	Overall of Body #13
14	Overall of Body #13
15	Overall of Body #13
16	Body #1 with placard
17	Body #2 with placard
18	Body #3 with placard
19	Body #4 with placard
20	Body #5 with placard
21	Body #6 with placard
22	Body #7 with placard
23	Body #8 with placard
24	Body #9 with placard
25	Body #10 with placard
26	Body #11 with placard
27	Body #12 with placard
28	Body #13 with placard

Roll #1

1	Card
2	Library entrance
3	Entryway
4	Overall East section
5	Overall East section
6	Overall Reference desk
7	Entryway looking out
8	Section 1
9	Section 1
10	Section 1, South

Roll #1 continued

11	Bodies #1 and #2, overall - South
12	Bodies #1 and #2, overall - South
13	Bodies #1 and #2, overall
14	Section 1 – South
15	Body #3 – East
16	Body #3 – Northeast
17	Section 1 – North
18	Body #3 – North
19	Section 2 – South
20	Section 2 - South
21	Section 2 – South, with Body #5
22	Aisle way – South, between Rows 3 and 4
23	Aisle way – South, between Rows 3 and 4
24	Body #5 – North
25	Body #4 - West
26	Section 2 - North, with Body #4
27	Section 2 - North
28	Aisle way - South, between Rows 2 and 3
29	Aisle way - South, between Rows 2 and 3
30	No photo
31	**#600, 601** midrange
32	**#601** close-up
33	**#600** close-up
34	**#602, 603, 604, 605** midrange
35	**#602** close-up

Roll #2

1	Card
2	**#603** close-up
3	**#604** close-up
4	**#605** close-up
5	**#629** midrange, also 600 and 601 midrange
6	**#629** close-up
7	**#606** close-up
8	**#607** close-up
9	**#608** close-up
10	**#609** close-up

Roll #2 continued

11	**#610, 611** close-up
12	**#609, 611, 613, 614, 615** midrange
13	**#612** midrange
14	**#612** close-up
15	**#613, 614** close-up
16	**#615** close-up
17	**#616, 617, 618, 619, 621** midrange
18	**#616, 618** close-up
19	**#619, 620** close-up
20	**#617, 619, 620, 621** midrange
21	None
22	**#621** close-up
23	**#622, 623, 631** midrange
24	**#631** close-up
25	**#622** close-up
26	**#623** close-up
27	**#624** midrange
28	**#624** close-up
29	**#632** midrange
30	**#632** close-up
31	**#625** midrange
32	**#625** close-up
33	**#627, 628, 633** midrange
34	**#633** close-up
35	**#627** close-up

Roll #3

1	Card
2	None
3	**#628** close-up
4	**#634, 635** midrange
5	**#634** close-up
6	**#635** close-up
7	**#636, 637** midrange
8	**#636** close-up
9	**#637** close-up

Roll #3 continued

10	Table 2
11	Table 2
12	Table 2 papers
13	Table 2 papers
14	Table 2 papers
15	Body #1
16	Body #1, back of Body with scale
17	Body #1, back of Body with scale
18	Body #1, bullet holes inside table end
19	Body #1, bullet holes inside table end
20	Body #1
21	Body #1
22	Body #1, feet of Body
23	Body #2
24	Body #2
25	Body #2
26	Body #2 upper
27	Body #2, midrange, back wound
28	Body #2 back wound
29	Body #2 back wound with scale
30	**#636, 637, 638, 639, 640** midrange
31	**#636** close-up
32	**#637** close-up
33	**#638** close-up
34	**#639** close-up
35	**#640** close-up

Roll #4

1	Card
2	Body #1, left buttocks, rip in jeans
3	Body #1, body removed by coroner, midrange
4	Body #1, body removed by coroner, midrange
5	Body #1, body removed by coroner, midrange
6	Body #1, body removed by coroner, midrange
7	Body #1, body removed by coroner, midrange

Roll #4 continued

8	Body #1, body removed by coroner, midrange
9	Body #2, body removed by coroner, midrange
10	Body #2, body removed by coroner, midrange
11	Body #2, **#643** midrange
12	**#643** close-up
13	Body #2, body removed by coroner, midrange
14	Body #2, body removed by coroner, midrange
15	Body #2, body removed by coroner, midrange
16	**#641** midrange
17	**#641** close-up
18	**#642** midrange
19	**#642** close-up
20	**#644** midrange
21	**#644** close-up
22	**#639, 645** midrange
23	**#645** close-up
24	Table 1
25	Table 3
26	Table 3
27	Table 4
28	Table 4 paper
29	Table 5
30	None (Table 5, no flash)
31	None (Table 5, no flash)
32	Table 5
33	None (Table 6, no flash)
34	Table 6
35	Table 6

Roll #5

1	None (No flash)
2	Card
3	Table 7
4	Table 8
5	Table 8

Roll #5 continued

6	Table 9
7	Table 10
8	Table 11
9	Table 11
10	Table 12
11	None (Table 13 no flash)
12	Table 13
13	Table 14
14	Chair, pack – south wall, section 2
15	**#663, 664, 665** midrange
16	**#663 close-up**
17	None (**#664** close-up, no flash)
18	**#664** close-up
19	**#665** close-up
20	**#662, 661** midrange
21	**#661** close-up
22	**#662** close-up
23	**#660** midrange
24	**#660** close-up
25	**#653-656** midrange
26	**#653** close-up
27	**#654** close-up
28	**#655** close-up
29	**#656** close-up
30	Body #3
31	Body #3
32	Body #3
33	**#646, 647, 648, 649, 650, 666** midrange
34	**#657** midrange
35	**#659** midrange

Roll #6

1	None (No flash)
2	Card
3	**#646, 666, 668, 669, 647, 648, 649, 650** midrange
4	**#651, 652,** midrange

Roll #6 continued

5 **#651** close-up

6 **#652** close-up
7 **#668** close-up
8 **#666** close-up
9 None
10 **#646** close-up

11 **#648** close-up
12 **#649** close-up
13 **#647** close-up
14 **#650** close-up
15 **#657** close-up

16 **#669** close-up
17 **#667** midrange
18 **#667** close-up
19 **#659** close-up
20 **#658** midrange

21 **#658** close-up
22 **#670** midrange
23 **#670** close-up

Roll #7

1 Card
2 Body #3, body removed by coroner, midrange
3 Body #3, body removed by coroner, midrange
4 Body #3, body removed by coroner, midrange
5 **#677, 678** midrange

6 **#677** close-up
7 **#678** close-up
8 Body #5, midrange
9 Body #5, midrange
10 Body #5, midrange

11 Body #5, midrange
12 **#671, 672, 673** midrange
13 **#673** close-up
14 **#672** close-up

Roll #7 continued

15	**#671** close-up
16	**#679** midrange
17	**#679** close-up
18	Body #5, right hand
19	Body #5, pants legs
20	Chairs 10, 11, Body #5
21	Chairs 10, 11, Body #5
22	Chair 10 front, underside
23	Chair 10 front, underside

Roll #8

1	Card
2	**#674, 675, 680** midrange
3	**#674** close-up
4	**#675** close-up
5	**#680** close-up
6	Body #5, right arm
7	Body #5, body removed by coroner
8	Body #5, body removed by coroner
9	Body #5, body removed by coroner
10	Body #5, body removed by coroner
11	Body #4
12	Body #4
13	Body #4
14	Body #4
15	Body #4
16	Body #4
17	Body #4
18	Body #4
19	Body #4, pack and cut strap
20	**#681** midrange
21	**#681** close-up
22	**#682** midrange
23	**#682** close-up

Type of Report Crime Scene	Agent Barie W. Goetz	Date 10/03/99	File Number P99-0453 D99-1333	Page 31

Roll #9

1	Card
2	Body #4, left arm
3	**#682**, Body #4, hole in carpet, left arm
4	Body #4, body removed by coroner
5	Body #4, body removed by coroner
6	Body #4, back, shirt up
7	Body #4 front, body removed by coroner
8	Body #4 front, body removed by coroner
9	Body #4 front, body removed by coroner
10	Body #4 chest, body removed by coroner
11	**#683** midrange
12	**#683** close-up
13	**#684** midrange
14	**#684** close-up
15	**#685** midrange
16	**#686** close-up
17	**#686** midrange
18	**#686** close-up
19	**#687** midrange
20	**#687** close-up
21	**#688** midrange
22	**#688** close-up

Roll #10

1	Card
2	Center Island, 1, 2
3	Center Island, 1, 2
4	Center Island, 1
5	Center Island, 1, 2
6	Center Island, 1, 2
7	Staff service area
8	Staff service area
9	Staff service area
10	Staff service area, damaged chair on counter

Roll #10 continued

11	Staff service area, damaged chair on counter
12	Staff service area, damaged chair on counter
13	Staff service area, damaged chair on counter
14	Staff service area
15	Staff service area, damaged chair behind counter
16	Staff service area
17	Staff service area
18	Staff service area
19	Center support and Table 1 showing objects, midrange
20	Center support and Table 1, close-up
21	Center support and Table 1, close-up
22	Chair 1A, back
23	Chair 1A, back
24	Chair 1A, front
25	Chair 1A, front
26	Chair 1A, seat
27	Chair 1A, seat
28	Chair 1A, trajectory rod
29	Chair 1A, trajectory rod
30	Chair 1A, trajectory rod
31	**#690** midrange
32	**#690** close-up

Roll #11

1	Card
2	None
3	A. Thomas, backpack
4	**#691** midrange
5	**#691** close-up
6	B. Anderson, backpack
7	**#692, 695, 696, 697** midrange
8	**#692** close-up
9	**#695** close-up
10	**#696** close-up
11	**#697** close-up

Roll #11 continued

12	**#693, 694** midrange
13	**#693** close-up
14	**#694** close-up
15	**#698, 699, 700** midrange
16	**#698** close-up
17	**#700** close-up
18	**#699** close-up
19	**#701** midrange
20	**#701** close-up
21	**#703** midrange
22	**#703** close-up
23	Medium range, **#699** showing metallic fragment in bottom tray of copier
24	Close-up, **#699** showing metallic fragment in bottom tray of copier
25	Midrange **#704**, Table 6
26	**#704** Table 6, top
27	**#704** Table 6, top
28	**#704** Table 6, North end
29	**#705** Table 5, top – blood on floor
30	**#706** blood on carpet behind Chair 2A
31	**#707** Northeast corner, Table 2, blood on floor
32	**#717** Eastside, Table 2, blood on floor
33	**#712** Body #2, blood on floor
34	**#708** Southwest corner, Table 2, blood on floor
35	**#716** under Table 2, blood on floor
36	**#713** Body #1, Northwest corner, Table 2, blood on floor

Roll #12

1	Card
2	**#709** blood on carpet between Rows 2 and 3
3	**#710** side end, Row 4, Southeast corner, Table 9
4	**#711** Body #3, blood on carpet, South side, Table 6
5	**#714** Body #5, blood on carpet

Roll #12 continued

6	**#715** Body #4, Southwest side, under Table 14, blood on carpet
7	**#718** blood on East end, Table 1
8	**#719** bottom, Row 1
9	**#720** trash can entry corner
10	**#720** close-up
11	**#721** Body #1, backpack
12	**#722** Table 2
13	**#723, 724, 725**, Table 4
14	**#726, 727, 728**, Table 6
15	**#729** beside Table 14
16	**#730** beside Table 9
17	**#731** Table 9
18	**#738**, #1 stool, front, staff service area
19	**#738**, #1 stool, back
20	**#738**, #1 stool, front/scale
21	**#738**, #1 stool, back/scale
22	Inside staff service area counter, West end
23	Inside staff service area counter, West end
24	**#732-735, 739, 740** midrange
25	**#732-735, 739, 740** midrange
26	**#732, 733**
27	**#735**
28	**#734**
29	**#739, 740**

Roll #13

1	Card
2	**#741** midrange, bullet under carpet in thick stain
3	**#741** Midrange, bullet under carpet in thick stain (Body #3)
4	**#741** carpet under Body #3
5	**#741** close-up of bullet core beside copper jacket under carpet
6	**#742** overall, underchair
7	**#742** midrange
8	**#742** close-up

Roll #13 continued

9	**#743** midrange
10	**#743** close-up
11	**#744** midrange
12	**#744** close-up
13	Overall photo of trajectory rods in place, South of Table 6 and Chair 6D
14	Overall photo of trajectory rods in place, South of Table 6 and Chair 6D, No flash
15	Photo of Chair 6D with trajectory rod showing approximately 15° downward, repositioned
16	Overhead shot, Table 6, showing Chair 5G
17	Chair 5G at Table 6
18	Chair 5G with trajectory rod, repositioned
19	Chair 5G with trajectory rod, repositioned
20	Overall mirror, South wall with trajectory rod
21	Midrange mirror, trajectory rod through mirror into wall
22	Close-up, trajectory rod through mirror into wall
23	Overall, possible shooter position – mirror/Body #3 (possible problems with camera – rewind on)
24	Overall, possible shooter position – mirror/Body #3 (possible problems with camera – rewind on)
25	Overall, possible shooter position – mirror/Body #3 No flash
26	Overall, possible shooter position – mirror/Body #3 No flash
27	Overall, convergence/mirror
28	Overall, convergence/mirror
29	Overall, convergence/mirror
30	Overall, convergence/mirror
31	Convergence aspirated/expirated blood, Table 6
32	Close-up, convergence aspirated/expirated blood, Table 6
33	North end, Table 6
34	North end, Table 6
35	North end, Table 6

Roll #14

1	Card
2	**#744** trajectory rod
3	Overall trajectory rod, **#744**, tables 3 and 4, South, downward 10°
4	**#745** mirror with copper jacket
5	**#746** bullet from wall above window, 3rd from East
6	**#768**, copper jacket, 3S, 25E ceiling panel
7	**#768**, copper jacket, 3S, 25E ceiling panel
8	Entrance from hall/ceiling **#768**
9	Entrance from hall/ceiling **#768**
10	Exterior hall, **#768/1281**
11	Landing steps to **#768/1281** long range
12	Landing steps to **#768/1281** midrange
13	Bullet path 9E-1
14	Bullet path 9E-1 close-up
15	Reposition #1 9E-10D
16	Extreme angle 9E-10D
17	Opposite extreme angle 9E-2-10D
18	Opposite extreme angle 9E-2-10D
19	Opposite extreme angle 9E-2-10D
20	Body #5, carpet defect – possible direction of travel
21	Body #5, carpet defect – possible direction of travel
22	Body #5, carpet defect – possible direction of travel, mid-range
23	Body position #4, long range, Table 14 East-to-West
24	Close-up Body #4, possible path
25	180° of #24 West-to-East
26	180° of #24 West-to-East – close-up
27	Body #4, projectile paths - close-up
28	Body #4, projectile paths - close-up
29	Bullet hole, East wall/Table 2, **#773**
30	Bullet hole, East wall/Table 2, **#773**
31	**#773** midrange
32	**#773**, out of focus
33	**#773** recovery, close-up
34	**#774**, Table 2, leg, recovery

Roll #14 continued

35 None
36 **#774**, Table 2, leg, recovery, midrange

Roll #15

1 Card
2 **#775** midrange
3 **#775** close-up
4 **#776** midrange
5 **#776** close-up

6 **#777** midrange
7 **#777** close-up
8 **#778** midrange
9 **#778** close-up
10 **#779** midrange

11 **#779** close-up
12 Chair 1A, back
13 Chair 1A, back
14 Chair 1A, back
15 Chair 1A, front

16 Chair 1A, front
17 Chair 1A, front
18 Chair 1A, front
19 Chair 1A, front
20 **#780** midrange

21 **#780** midrange
22 Chair 1A front seat edge
23 Chair 1A seat with arrows
24 #780 Chair 1A with trajectory rods
25 **#780** Chair 1A with trajectory rods

26 **#780** Chair 1A with trajectory rods
27 **#780** Chair 1A with trajectory rods
28 **#780** Chair 1A with trajectory rods
29 **#780** Chair 1A with trajectory rods
30 **#780** bottom, Chair 1A with trajectory rods

31 **#780** bottom, Chair 1A with trajectory rods

Roll #15 continued

32	Chair 1A, back entry, foam with scale
33	Chair 1A wood with scale, back entry
34	Chair 1A wood with scale, front exit
35	**#781** under Table 1
36	**#781** under Table 1
37	**#781** pellet

Roll #16

1	Card
2	Chair 5G, back entry
3	Chair 5G, back entry
4	Chair 5G, front exit
5	Chair 5G, front exit
6	Chair 5G, front exit
7	Chair 5G, trajectory rod
8	**#785** midrange
9	**#785** close-up
10	**#786** midrange, blood spot
11	**#786** close-up
12	**#784** chair, Table 9
13	**#784** midrange, fragment
14	**#784** close-up
15	**#782, 783** midrange
16	**#783** close-up, blood
17	**#783** with scale
18	**#782** midrange, blood
19	**#782** with scale

Roll #17

1	Card
2	**#732, 733, 734, 735, 739, 740, 699, 700**, West end inside counter, staff service area, no flash, **698** with trajectory rod
3	**#732, 733, 734, 735, 739, 740, 699, 700**, West end inside counter, staff service area, **698** with trajectory rod
4	**#732, 733, 734, 735, 739, 740, 699, 700, 698** with trajectory rod

Roll #17 continued

5	**#732, 733, 734, 735, 739, 740, 699, 700, 698** with trajectory rod
6	**#732, 733, 734, 735, 739, 740, 699, 700, 698** with trajectory rod
7	**#796** panel West end, staff service area
8	Inside panel area
9	**#797** inside panel area, midrange
10	**#797** close-up
11	Inside panel area
12	Inside panel area, **#798**
13	**#798** close-up (removed)
14	**#799** inside panel area stuck in column
15	**#800** copper coated pellet, close-up, no flash/focus
16	**#800** copper coated pellet, close-up
17	**#801** midrange
18	**#801** close-up
19	**#787, 788, 789** midrange
20	**#788** close-up
21	**#789** close-up
22	**#790, 791, 792** midrange
23	**#790** close-up
24	**#792** close-up
25	**#791** close-up

Roll #18

1	Card
2	**#793** midrange
3	**#793** close-up
4	**#794** midrange
5	**#794** close-up
6	**#795** midrange
7	**#795** close-up
8	**#802** midrange
9	**#802** close-up

Roll #19

1	Card
2	**#803** midrange of videotape
3	**#803** midrange, turned over showing defect
4	**#803** close-up showing copper coated pellet in video cassette
5	**#804** close-up of copper bullet jacket in Office 2, no flash
6	**#804** close-up of copper bullet jacket in Office 2
7	Overall of impact #1, Office 2 with Sodium Rhodizinate test
8	Close-up - overall of impact #1, Office 2 with Sodium Rhodizinate test
9	Overall of outside North wall with BH-1 through BH-7
10	Overall of outside North wall (North window)
11	Overall of outside North wall from side showing trajectory rods (North window)
12	Overall of window showing arrows – side lighting
13	Closer shot of window showing arrows – side lighting
14	Closer shot of window showing arrows – side lighting
15	Closer shot of window showing arrows – top lighting, flash
16	Closer shot of window showing arrows – from West side
17	Closer shot of window showing arrows – from West side
18	LMC-5 room, overall, showing trajectory rods in metal frame of window
19	Overall LMC-5 room showing three trajectory rods in South wall, LMC-5
20	Overall LMC-5 room showing three trajectory rods in South wall, LMC-5, no flash
21	Overall LMC-5 room showing three trajectory rods in South wall, LMC-5
22	Overall of window LMC-5
23	Overall of trajectory rods in South wall, LMC-5, no flash
24	Overall of trajectory rods in South wall, LMC-5, no flash
25	Overall of trajectory rods in South wall, LMC-5, no flash

Type of Report Crime Scene	Agent Barie W. Goetz	Date 10/03/99	File Number P99-0453 D99-1333	Page 41

Roll #20

1	Card
2	Three trajectory rods in North wall of LMC-4
3	Three trajectory rods in North wall of LMC-4
4	Overall of BH-7 hallway from outside
5	Overall of BH-7 hallway in Office 2
6	Impact #3 hallway – string to computer (pink line)
7	Impact #2 – (yellow line) – string wall to computer desk
8	Overall with holes in computer desk and rod and string
9	Computer table, no flash
10	Overall of hallway, with rod and strings
11	Overall with holes in computer desk with both trajectory rods and strings
12	Close-up view of holes in computer desk with both trajectory rods and strings
13	Midrange of string and trajectory rods
14	Overall of string and trajectory rods down hall wall from open door
15	Overall of string and trajectory rods down hall wall from open door
16	From LMC-4 hallway with string
17	Hallway TV, divot mark outside West face, close-up
18	Hallway TV, divot mark outside West face, close-up
19	Inside bullet wipe mark on front of TV frame, midrange
20	Close-up, bullet wipe mark on front of TV frame
21	Close-up, bullet wipe mark on front of TV frame, oblique flash from below
22	Close-up, bullet wipe mark on front of TV frame, diffused flash
23	Corrected placard for **#763**
24	Corrected placard for **#761**

Type of Report Crime Scene	Agent Barie W. Goetz	Date 10/03/99	File Number P99-0453 D99-1333	Page 42

Roll #1A

1	Card
2	BH-4 and BH-5, medium range
3	BH-7 hallway
4	BH-7 with scale
5	BH-8 hallway
6	BH-8 hallway
7	BH-8 hallway with scale
8	BH-9 in frame of picture
9	BH-9 mark in poster
10	BH-9 mark in poster with scale
11	Impact in South side of poster frame
12	Impact in South side of poster frame with scale
13	Impact in South side of poster frame with scale
14	Overall of markings on wall
15	Overall of markings on wall
16	Overall of markings on wall
17	Close-up of marking in wood trim
18	Medium shot of impact on wall behind chair
19	Medium shot of impact on wall behind chair with scale
20	Medium shot of impact behind chair
21	Medium shot of impact behind chair with scale
22	Medium shot of impact behind chair
23	Medium shot of impact behind chair with scale
24	Medium shot of impact on wood trim
25	Medium shot of impact on wood trim with scale
26	BH-1, Office 2
27	BH-1, Office 2 with scale
28	BH-2, Office 2
29	BH-2, Office 2 with scale
30	BH-3, Office 2
31	BH-3, Office 2 with scale
32	Impact #1, Office 2
33	Impact #1, Office 2 with scale
34	Overall, BH-2 and BH-3 and impact #1
35	Overall, BH-2 and BH-3 and impact #1
36	Overall, BH-1, Office 2

Type of Report Crime Scene	Agent Barie W. Goetz	Date 10/03/99	File Number P99-0453 D99-1333	Page 43

Roll #2A

1	Card
2	Overall video – 2 room (North)
3	Overall video – 2 room (Northeast)
4	Overall video – 2 room (hallway entrance)
5	Overall video – 2 room (South)
6	Overall video – 2 room (Southwest)
7	Overall video – 2 room (West)
8	Overall, video "set" (North)
9	Overall, video "set" (Northwest)
10	Overall, video "set" (West)
11	Overall, video "set" (South)
12	Overall, video "set" (East)
13	Overall, video "set" (North)
14	Video camera standing
15	Video camera on floor
16	Overall, video "set" (South)
17	Overall, video "set" (Southwest)
18	Overall, video "set" (West)
19	Video production room entrance, overall
20	Video production room entrance (West wall)
21	Video room, overall
22	Video room (North wall)
23	Video room (Northwest wall)
24	Video room (West wall)
25	Videos in box on floor
26	Videos on shelf in room
27	Two purses on floor
28	Video recorder with video inside
29	Batteries taped together
30	Video machine in room with refrigerator
31	**#747** close-up
32	**#747** with scale
33	**#748**
34	**#748** with scale
35	**#749**
36	**#749** with scale

Type of Report Crime Scene	Agent Barie W. Goetz	Date 10/03/99	File Number P99-0453 D99-1333	Page 44

Roll #3A

1	Card
2	**#752**
3	**#752** with scale
4	**#751, 753**
5	**#751** with scale
6	**#753** with scale
7	**#754** chair (2 holes)
8	**#754** with scale
9	**#754** with scale
10	**#750**
11	**#750** with scale
12	**#750** with scale
13	**#755**
14	**#755** with scale
15	**#757**
16	**#757** with scale
17	**#758, 757** overall
18	**#758** with scale
19	**#759**
20	**#761**
21	**#762**
22	**#763**
23	**#761-763**
24	**#758**
25	**#762**
26	**#762** with scale
27	**#761**
28	**#761** with scale
29	**#761** overall
30	**#763**
31	**#763** with scale
32	Overall **#763 and #762**
33	Overall **#761, 762, 763**
34	**#753**
35	**#753** with scale
36	**#751** with scale (no evidence)

Type of Report Crime Scene	Agent Barie W. Goetz	Date 10/03/99	File Number P99-0453 D99-1333	Page 45

Roll #4A

1	Card
2	**#754** fragment lead
3	**#754** with scale
4	**#754** impact #2
5	**#754** with scale
6	**#752**
7	**#752** with scale
8	Penn State ball cap
9	**#769** (bloodstain)
10	**#769** with scale
11	**#760** fragments
12	**#760** with scale
13	Overall **#769**, hat, **#1014**
14	Overall room, Office 2
15	Overall room, Office 2
16	Outside BH in window and wall
17	Outside BH in window and wall
18	Outside BH in window and wall
19	Triple hole in window, overall
20	Single hole in window, overall
21	Single hole in window with scale
22	Cut hole in LMC-5, 3 fragments
23	Cut hole in LMC-5, 1 fragment BH-7
24	**#766** section of drywall
25	Overall of windows
26	Overall of windows
27	**#772**
28	**#772** with scale
29	**#764**
30	**#764** with scale
31	**#765**
32	**#765** with scale
33	Mark on wall by TV, overall
34	Mark on wall by TV, medium shot
35	Mark on wall by TV, close-up with scale
36	TV, mark in wall **#755**

Roll #5A

1	Card
2	Overall of **#770** to North
3	Overall of **#771** to North
4	Item **#764** with placard
5	Overall of BH-6, BH-7 in LMC-5
6	Overall of BH-8, BH-9, BH-10 in LMC-5
7	Midrange of item **#767**
8	Midrange of item **#767** with scale
9	Midrange of item **#766**
10	Midrange of item **#766** with scale
11	Overall of BH-1 to Northwest
12	Overall of items **#755** and TV cart
13	Overall of hallway wall East at South end near Chair H1 and BH-9
14	Overall of hallway wall East at South
15	Overall of hallway with "Impact" written
16	Impact #2 with scale
17	Impact #3 with scale
18	Impact #1 with scale
19	Overall of hallway with impact sites 1-3 and BH-9
20	Close-up of **#759** with scale

Roll #1B

1	Card
2	Entrance to magazine archive room
3	Overall to Northwest in room
4	Overall to North of room
5	Entrance from conference room
6	Western aisle to South
7	Conference entrance to East
8	Western aisle to North
9	Center aisle to North
10	Eastern aisle to North
11	Western aisle to South
12	Center aisle to South
13	Eastern aisle to South

Type of Report Crime Scene	Agent Barie W. Goetz	Date 10/03/99	File Number P99-0453 D99-1333	Page 47

Roll #1C

1	Card
2	Overall back hallway
3	Overall back hallway
4	Overall back hallway
5	Overall back hallway, south view
6	Overall fire exit door
7	Entrance LMC-5
8	Entrance Office 2
9	Overall map case
10	Overall LMC-5
11	South wall LMC-5
12	Overall of window on north wall of LMC-5
13	East wall LMC-5
14	Entrance LMC-4
15	West wall LMC-4
16	South wall LMC-4
17	South wall LMC-4
18	East wall LMC-4
19	North wall LMC-4
20	North wall LMC-4
21	Entrance LMC-3
22	West wall LMC-3
23	South wall LMC-3
24	South wall LMC-3
25	East wall LMC-3
26	North wall LMC-3
27	North wall LMC-3
28	Entrance LMC-2
29	West wall LMC-2
30	South wall LMC-2
31	South wall LMC-2
32	East wall LMC-2
33	North wall LMC-2
34	North wall LMC-2
35	White Penn State hat on floor
36	Bullet marks on east wall in back hallway
37	Bullet marks on east wall in back hallway

ROLL #2C

1	Card
2	Entrance LMC Office
3	West wall LMC Office
4	South wall LMC Office
5	South wall LMC Office
6	East wall LMC Office
7	North wall LMC Office
8	North wall LMC Office
9	Entrance Office 2
10	South wall Office 2
11	West wall Office 2
12	West wall Office 2
13	North wall Office 2
14	East wall Office 2
15	East wall Office 2
16	Bullet hole on outside entrance to Office 2
17	Bullet hole on inside of entrance to Office 2
18	Overall of bullet inside map cabinet
19	Midrange of bullet inside nap cabinet
20	Bullet hole 1 in LMC-5
21	Bullet hole 1 in LMC-5 with scale
22	Bullet hole 2 in window of LMC-5
23	Bullet hole 2 in window of LMC-5 with scale
24	Bullet holes 3 and 4 in window of LMC-5
25	Bullet holes 3 and 4 in window of LMC-5 with scale

Roll #3C

1	Card
2	Bullet hole 5 in window frame of LMC-5
3	Bullet hole 5 in window frame of LMC-5 with scale
4	Overall of window in LMC-5 with bullet holes 1-5
5	Overall of window in LMC-5 with bullet holes 1-5
6	Bullet hole 6 in LMC-5
7	Bullet hole 6 in LMC-5 with scale
8	Bullet hole 7 in LMC-5
9	Bullet hole 7 in LMC-5 with scale
10	Bullet hole 8 in LMC-5

Roll #3C continued

11 Bullet hole 8 in LMC-5 with scale
12 Bullet hole 9 in LMC-5
13 Bullet hole 9 in LMC-5 with scale
14 Bullet hole 10 in LMC-5
15 Bullet hole 10 in LMC-5 with scale

16 Overall south wall of LMC-5 with bullet holes 6-10
17 Overall south wall of LMC-5 with bullet holes 6-10
18 Midrange of bullet holes 6 and 7 in LMC-5
19 Midrange of bullet holes 8, 9 and 10 in LMC-5
20 Bullet hole 1 in LMC-4

21 Bullet hole 1 in LMC-4 with scale
22 Bullet hole 2 in LMC-4
23 Bullet hole 2 in LMC-4 with scale
24 Bullet hole 3 in LMC-4
25 Bullet hole 3 in LMC-4 with scale

ROLL #4C

1 Card
2 Overall North wall of LMC-4 with bullet holes 1-3
3 Bullet hole 4 in LMC-4
4 Bullet hole 4 in LMC-4 with scale
5 Bullet hole 5 in LMC-4

6 Bullet hole 5 in LMC-4 with scale
7 Bullet hole 6 in LMC-4
8 Bullet hole 6 in LMC-4 with scale
9 Overall of bullet hole 5 and 6 on south wall LMC-4
10 Overall of bullet hole 4 on south wall LMC-4

11 Bullet hole 1 in hallway map cabinet
12 Bullet hole 1 in hallway map cabinet with scale
13 Bullet hole 2 in hallway map cabinet
14 Bullet hole 2 in hallway map cabinet with scale
15 Bullet hole 3 in hallway map cabinet

16 Bullet hole 3 in hallway map cabinet with scale
17 Bullet hole 4 in hallway map cabinet
18 Bullet hole 4 in hallway map cabinet with scale
19 Bullet hole 5 in TV in hallway

Roll #4C continued

20	Bullet hole 5 in TV in hallway with scale
21	Bullet hole 6 in hallway map cabinet
22	Bullet hole 6 in hallway map cabinet with scale
23	Bullet hole 7 in doorframe to Office 2
24	Bullet hole 7 in doorframe to Office 2 with scale
25	Overall of bullet holes 1, 2, 3 and 6 in map cabinet

Barie W. Goetz
Lead Agent
CBI Pueblo
(Reporting)

Ted Ritter
Agent
CBI Denver
(Reporting)

Tom Adair
Senior Laboratory Technician
Arapahoe County Sheriff's Office
(Reporting)

Chris Loptien
Forensic Chemist/Criminalist
Jefferson County Sheriff's Office
(Reporting)

Donald Sollars
Agent
CBI Denver
(Reporting)

Leroy F. Roybal
Agent in Charge
CBI Pueblo
(Reviewing)

Team Two

Report Date May 21, 1999	Colorado Bureau of Investigation Report of Investigation	Case No. D99-1333
Type of Report Crime Scene	Report By Agent Tom J. Griffin Team Leader	Area Jefferson County
Nature of Case Homicide		

CRIME SCENE REPORT FOR TEAM TWO

REQUESTING AGENCY:	Jefferson County Sheriff's Office	
INVESTIGATING OFFICER:	Lab Supervisor Chris Andrist	
DATE OF REQUEST:	April 20, 1999	
DATE OF OFFENSE:	April 20, 1999	
AGENCY CASE NUMBER:	99-7625	
LOCATION OF SCENE:	Columbine High School, 6201 South Pierce Street, Jefferson County	
VICTIMS: (DECEASED)	Cassie Bernall	DOB: (110681)
	Steven Curnow	DOB: (082884)
	Matt Kechter	DOB: (021983)
	Isaiah Shoels	DOB: (080480)
	Kyle Velasquez	DOB: (050582)
SUSPECTS:	Eric Harris	DOB: (040981)
	Dylan Klebold	DOB: (091181)
WEATHER:	Variable	

EVIDENCE SEIZED BY: James Jennings, Tom Acierno, Steve Stalter all Jefferson County Sheriff's Office representatives

EVIDENCE IN CUSTODY OF: Same as above

REMARKS: The following is a group report for the members of Team Two, assigned to the west side of the library media center of Columbine High School. In addition to Griffin, the reporting team leader, other members and their agencies were

Tom Acierno (Jefferson County Sheriff's Office)
Laura A. DeLong (Arapahoe County Sheriff's Office)
Alan Hammond (CBI Denver)
James R. Jennings (JCSO)
Peggy Rowlett (Wheat Ridge Police Department)
Jennifer Savage (JCSO)
Richard Swanson (CBI Pueblo)
Steve Stalter (JCSO).

The composition of this team varied during the time of the processing.

On Tuesday April 20, 1999, various team members responded at different times to the area of Columbine High School in Jefferson County to assist the Jefferson County Sheriff's Office in the investigation of multiple deaths, gunshots, and explosions. No processing teams were allowed to enter the building on April 20th due to the safety concerns with the presence of unexploded devices.

ACTION TAKEN: On the morning of Wednesday, April 21st, various team members were involved with either recording information and checking vehicles in the school parking lots for possible explosive devices or participating in searching the grounds and Pierce Street for possible evidence. After an assessment of the scenes by members of the Jefferson County Sheriff's Office (JCSO) and Jefferson County Coroner's Office (JCCO), Chris Andrist conducted a preliminary walk through for, and overall documentation by, Tom Adair (Arapahoe County SO) and Bob Lloyd (Thornton PD) for videotaping and Chris Loptien (JCSO) and Griffin (CBI) for photography. These individuals entered the school

at approximately 10 a.m. and began the documentation at approximately 10:50 a.m. completing it at approximately 12 p.m. Andrist identified the team assignments outside of the school and team members then met to ensure a standard approach to all of the scenes. Each of the teams was led through the various scenes in the school to help in the assessment of evidence.

Team Two entered the building at approximately 1:54 p.m. The processing of the scene continued until Thursday April 29th. The approximate scene activity times were as follows:

Wednesday April 21st, 2 p.m. to 11:00 p.m.
Thursday April 22nd, 8 a.m. to 5 p.m.
Friday April 23rd, 8 a.m. to 7 p.m.
Monday April 26th, 9 a.m. to 8:30 p.m.
Tuesday April 27th, 9 a.m. to 7 p.m.
Wednesday April 28th, 7:30 a.m. to 6 p.m.
Thursday April 29th, 8 a.m. to 6:30 p.m.

The library media center was on the southwest end of the high school on the upper floor, level with the main entrance. It was above part of the cafeteria. For processing purposes, the library was divided into east-west sections at the pillars to the east of the fifth row of bookshelves. Team One handled the east section and some of the rooms to the north of the library and the hallway on the northwest leading to an emergency exit. Team Two worked the west section. The west, curved wall was comprised of ten columns of windows, each with double panes of glass. These were numbered sequentially from north to south, beginning with number 1 at the north wall. Each column of windows was arranged in three vertical sections (top to bottom) of glass separated by metal frames. The largest section was on the bottom.

The numbering sequences for bookshelves and tables were continued from labels assigned by Team One in the east side. Three rows of metal bookshelves, labeled Rows 5, 6 and 7, extended north to south. Row 8 was along the southwest wall below the windows. Six wooden tables labeled as Tables 15 through 20, each with wooden and cloth chairs in various positions relative to the tables, were in the south portion of the room. Two rows of tables (computer workstations) and chairs, running east-to-west, were in the

north portion. Walls were painted white; the suspended ceiling tiles were white; and the gray carpet, with green border on some portions next to the walls, was glued to a concrete floor.

The scene processing included measurements and diagrams (primarily handled by DeLong), photography (Swanson and Jennings), identification of evidence and some package preparation (Hammond and Griffin) and collection, sealing and log entry of evidence (Jennings, Savage, Acierno, Stalter, and Rowlett), projectile entrances, exits and trajectories (Hammond and Griffin), and bloodstain pattern evaluation (Griffin). This team had been assigned evidence numbers 900 through 1199. All item numbers in this report are those assigned by JCSO.

One primary focus on the 21st was to document the positions of the victims and suspects with photography and measurements, and collect any evidence near the bodies that might be disturbed in the process of removing the bodies. The other primary focus was to obtain firearm data for the Bureau of Alcohol, Tobacco and Firearms (ATF). In addition, pieces of window glass were occasionally falling out or coming loose when team members were working next to them. A west wind was also increasing and blowing some of the cardboard evidence placards. Since storm clouds were also moving in, this team requested that the broken or missing windows be boarded. As that activity could further dislodge the glass, priority was placed on examining and documenting the projectile holes in and around the windows.

Special Agent Gary Wurm (ATF) had requested information from the four firearms found on the floor by the bodies of HARRIS and KLEBOLD. A 12 gauge pump shotgun (Item #900) with a spent round in the chamber was found partially under HARRIS' right leg. (Refer to page 28 for a detailed description of the firearms.) A Hi Point 9mm carbine (Item #901), with empty chamber and no magazine, was on the floor to the west of HARRIS' left foot and to the north of KLEBOLD's right knee. An empty, single column magazine (Item #989) was on the floor between HARRIS' left boot heel and the butt of the carbine. A double-barrel shotgun (Item

#902) with a spent shell in each chamber was to the north and west of KLEBOLD's left toe.

A TEC-9 (Item #903) with a live round in the chamber was in the right hand and under the right leg of KLEBOLD. It was also attached with a strap to KLEBOLD's body. At 3:35 p.m. under the direction of Jefferson County Coroner's Office Chief Deputy Coroner Triena Harper, Hammond and Griffin cut the strap holding this firearm and removed it from KLEBOLD's right hand. At this time Harper also stated that all firearms related evidence and weapons from the bodies could be collected as evidence by Team Two working with coroner representatives later this day. The firearm information was copied by one of Wurm's agents for ATF use in record tracing. The firearms were collected and packaged the evening of the 21st. After each was secured in a separate cardboard box, a sheet of plastic was sealed across the opening of each box, so that each weapon could be viewed while keeping the evidence seals intact.

The deceased previously had been given numbers by JCSO; identifications were made at a later time. Victim #6, MATT KECHTER, a white male, was on his back under Table 16 against the north table leg or support. His right leg was extended to the west and his left leg under his right thigh. Possible burns were seen on his left hand, the center and right side of his gray, long-sleeve shirt, and two dark areas on his blue jeans. He was wearing white athletic shoes, white socks, and a ball cap with the letter "M". His head was towards the east. Blood was on his face and the left shoulder of his shirt. A hole was in the left front shoulder of the shirt. His right hand held some type of writing instrument.

Victim #7, ISAIAH SHOELS, a black male, was to the south of, and slightly under, KECHTER. He was generally facedown with the left side of his chest slightly above the floor. His legs were extended generally to the west. SHOELS was wearing a black, short sleeve shirt, green slacks, and white socks and white athletic shoes. A pool of blood was under and to the south of his head. SHOELS head was towards the east.

Victim #8, STEVEN CURNOW, a white male, was seated on the floor in the leg area of computer station number LMC 17. This station was at the west end of the south side of the south row of computer stations. His back was against the west panel with his right leg partially bent and under his left leg, which was also partially bent. His arms were crossed at the wrists and in his lap. He was wearing a short sleeve blue shirt, blue jeans, white socks and brown and black boots. A large wound was on the right side of his neck. His books (Item #1040) and backpack (Item #1020) were found near the center on the south side of the north row of computer stations.

Victim #9, CASSIE BERNALL, a white female, was found under Table 19. Her shoulders were against the west side of the table, her head tilted to the north, and her legs extended to the east. She was wearing a green, short sleeve shirt over a black shirt, light blue jeans, white socks and black boots. There was blood on the right side of her face, her right hand, and the right and center portions of her clothing. An apparent contact or near-contact wound was visible on the back of the right hand. Another wound was also visible on the right side of her head.

Victim #10, KYLE VELASQUEZ, a white or Hispanic male, was on the floor in front of the south side of the north bank of computers at station 7. He was on his right side, head facing southwest, with his left leg extended south and bent at the hip, and his right leg bent under the left. His left arm was under him and his right arm partially under his head. He was wearing a blue and green coat over a white shirt, black pants, and black athletic shoes. He had a wound to the top of his head.

Body #11, DYLAN KLEBOLD, a white male, was on his back with his head pointing east. His legs were bent at the hip with his knees towards the north and his lower legs pointing west. His left arm was across his stomach with a fingerless black glove on his left hand. His right arm was extended by his side and his right hand was around the grip of the TEC-9 pistol. Gray tape, holding two match strikers to the inside of the forearm, was around his right wrist . He was wearing a black T-shirt with the word "wrath" in red on the front, black

cargo-type pants, black boots and white socks. A large knife was on the left side of his belt. His face was bloodstained and a pool of blood was on the carpet under his head. Ammunition on his body included 14 rounds of 2 3/4" Federal shotgun shells in an ammunition belt around his waist; in a bandoleer were 19 rounds of Federal 00 buck shells; numerous live shotgun shells in a pouch in a pants pocket.

Body #12, ERIC HARRIS, a white male, was to the north of KLEBOLD. The upper back was leaning against the bottom shelf of the west side of Row 6 with his head pointed south. His skull was open at the top and the shelves behind (to the east) of him and the ceiling above him and the carpet below his head were bloodstained. His arms were by his chest with his forearms and hands angled up towards his face. He had a fingerless black glove on his right hand, which was next to a green pouch with shot shells. His legs were somewhat extended to the west. He was wearing a white T-shirt, black pants with a green ammunition belt, black boots and a knife strapped to his right leg. He had an ammunition pouch in his left cargo pants pocket. That pouch contained 10 rounds of Winchester 12 gauge shotgun shells, each shell labeled as containing 15 pellets of 00 buck. Two single-column magazines with 9mm rounds were in a pants pocket. A black ball cap with the letter "B" was between HARRIS' left leg and KLEBOLD's head.

Representatives from other coroner's offices were working with Dr. Nancy Bodelson, Jefferson County Coroner, and her staff in removal of the bodies. This included Dr. Thomas Henry, Denver County Coroner and staff from his office and staff from the Douglas County Coroner's Office. Bodies were removed beginning with VELASQUEZ and CURNOW and ending with KLEBOLD and HARRIS. Per a previous discussion with Harper (JCCO), Investigator Mike Guerra (JCSO) was present and searched both HARRIS and KLEBOLD for explosive devices in the presence of representatives from one or more coroners' offices, including JCCO. Devices were found in KLEBOLD's pockets and Guerra collected these. Photographs were taken in conjunction with the work of the coroners' offices.

The Jefferson County Coroner's Office also collected skull pieces (#962 and #991) from two areas on the carpet; one to the west of KLEBOLD and the other to the south of HARRIS. When the body of HARRIS was being moved into the body bag, a mass of blood fell out of the open skull and landed on the carpet where KLEBOLD's body had been. That office also collected the student ID card (Item #923) of VELAZQUEZ which had been on top of computer monitor #10B when his body was removed.

The tops of the tables were coated with a white dust-like material and small pieces of glass were randomly present. Oblique lighting was used to examine the tabletops for any possible footwear impressions and none were observed. The bottoms of tables, computer work stations, and chairs were examined for possible evidence and explosive devices. No additional devices were found. The floor was carefully searched. Other observations included the presence of small (estimated 1-2mm) spheres present throughout the west section, including several shelves of the magazine racks at the north end of the library. Other metal fragments were also on these magazine shelves. These fragments and spheres were collected and numbered as one group (Item #1152).

Wooden matches, both burned and unburned, were found on the floor primarily in the south half of the west side of the library. A black trench coat (Item #929) was on the floor to the south of the south row of computer stations. The backpacks, bags, books and clothing found on scene were examined for possible evidence and identification. Anything determined to belong to a deceased victim was collected as an item of evidence. Personal items, excluding those with safety hazards, were identified for future return.

Pieces of gray duct tape were also present on the floor and on, or adhering to, other furnishings such as shelves. The books on the shelves of Rows 5, 6 and 7 were each removed and examined for evidence such as holes or blood. Those books with holes in them were opened and examined for any metal objects. Such objects were photographed and collected. The bottom shelves were also removed and the carpet below examined. The larger glass pieces on the floor

below the west windows were examined and removed by hand. The smaller glass pieces and debris were examined and moved by hand or a small brush. Metal fragments found were documented and collected. The glass pieces were placed in a custodian waste barrel either by hand or by brushing. A custodian vacuum was used to remove the glass debris during the searching process.

All of the student computers were left as found for examination by computer specialists. Some of these systems were still on. Others were without power, as were some of the electrical outlets by the two computer tables. The table tops under the keyboards and computer units were examined.

No computer was at the station immediately east of LMC 17 where CURNOW was found. This station had bloodstains on the carpet and the surfaces under the table. No deceased was found at this site. On the carpet were pieces (Item # 1061) of jewelry-like components (such as from a bracelet or necklace). These pieces were silver-colored spheres, an estimated 1/8" in diameter, with a hole in the center; 1/4" diameter silver-colored disks; and 1/2" wooden tubes all in the blood pool on the carpet. A disk (Item # 1058), similar to these, and a blue rubber band (Item #1059) were found on the wet, partially snow-covered, concrete step outside the emergency door north of the library. Suspected blood was also noted on the push bar of the door, the carpet in the hall, and on the concrete step. This team collected Items # 1058 and 1059, but this hallway area was processed by Team One at a later time.

Griffin and Hammond examined the holes in the glass remaining in the windows to determine the direction of travel for the projectiles producing these holes. These determinations were made by either noting the beveling of the holes or the presence of damage on the west side of support posts when no projectile hole was discernible. A minimum of 24 incoming projectiles was determined. This number was a minimum as a large portion of Window 5 was missing. There was also one damaged area on the metal frame of Window 5 that was believed to be the result of a projectile traveling in an unknown direction. There were

three holes caused by projectiles traveling out of the library windows. (Refer to trajectory section of report on page 14.)

The exposed (library) surfaces of the ceiling tiles, fluorescent light fixtures and grates for air vents were examined. Two large (estimated 1/4" or bigger) holes that perforated the tiles were seen. With one exception, all of the scrapes and small holes in the ceiling tiles aligned with the windows penetrated or shattered by incoming projectiles, including a direction of travel east from the windows when such a determination was made. The indentations in the metal reflective backing of the fluorescent lights were also consistent with an origin from or through the west windows. One gouge, approximately 1" wide and 2 1/2" long above or slightly south of Table 17, had a generally north-to-south orientation for its long axis. This would be consistent with a projectile (such as from an explosive device or a firearm) coming from either the south or north, including from the general area of the body of KLEBOLD or previous damage to the tile. A piece of white material consistent with ceiling panel was on Table 17.

A search of the tops (unexposed) of the tiles disclosed the presence of two metal fragments and isolated small (about 1-2mm diameter) gray metal spheres identical to those found on the floor, furniture and windowsill(s) of the library. The rails for the suspended ceiling tiles were attached to concrete beams. Sections of drywall on the south and west walls and window frames and sills on the west side were cut to follow projectile tracks and recover any evidence. Metal pellets, which had fallen down the hollow metal frame that extended from the library to the cafeteria below, were recovered from the floor behind the drywall of this lower room.

A nylon knife sheath with a double-edged knife and two metal spikes had been removed from the left boot of HARRIS. Swanson and Griffin examined the sheath and contents and performed the phenolphthalein presumptive test for blood. No positive reactions were obtained.

On Friday, April 23rd, Griffin was introduced to School Resource Officer Deputy Neal Gardner at 11:45 a.m.

Gardner described his gunfire sequence that occurred at the double doors on the west side of the hall north of the library. Since this would not account for the incoming projectiles through the north emergency exit of the library, Gardner would meet with the appropriate team for that area.

On Wednesday, April 28th, Teams One and Two met with Dr. Bodelson and the five pathologists who conducted the autopsies: Dr. Michael Dobersen (Arapahoe County Coroner) Dr. Ben Galloway (for Jefferson County Coroner), Dr. Thomas Henry (Denver County Coroner), Dr. John Meyer (Boulder County Coroner) and Dr. Jim Wahe (for Denver County Coroner). After being shown the overall building scene by Andrist, the group began an escorted review of the library with the teams.

The preliminary information for each deceased available at this time was as follows:

KECHTER (#6) [from Dr. Henry/Wahe] suffered a gunshot wound to the chest, with a left-to-right trajectory with possible wadding in the right lung. He had also suffered burning from an unknown incendiary (explosive or flammable) device.

SHOELS (#7) [from Dr. Meyer] suffered a gunshot wound perforating the left arm, entering the left chest, from left-to-right essentially straight across the chest, and exiting below the right armpit. Two pieces of wadding were found in the right arm of his shirt and a possible shotgun slug between his two shirts.

CURNOW (#8) [from Dr. Meyer] had a copper-colored fragment on the outside of his shirt, which was not necessarily related to his wounds. He suffered a tangential wound to his right shoulder and a perforating wound entering on the right side of the neck and exiting on the left. A metal fragment was recovered.

BERNALL (#9) [from Dr. Henry/Wahe] suffered a defensive wound to the right middle finger, a gunshot wound to the right side of her head, with the trajectory from right-to-left and a slight front-to-back. Seven copper-colored pellets

were recovered. Two pellet exit holes were found and it is possible that another two or three pellets are visible on the x-ray. An intact shot cup was found in her hair.

VELASQUEZ (#10) [from Dr. Henry/Wahe] had three pellets enter his right shoulder and exit his lower back. He had a head wound with seven holes and a shot cup in his head. One shot cup was found in his clothing. A ball cap (Item # 908) believed to be worn by VELASQUEZ was found on the floor of the north side of the north computer table. This cap had damage to the back strap and front.

KLEBOLD (#11) [from Dr. Galloway] had a near contact wound to his left temple with a corresponding exit wound through his right temple. He also had aspirated blood. He could have been capable of some involuntary movement.

HARRIS (#12) [from Dr. Galloway] had a shotgun wound to his head with the muzzle in the mouth. Bleeding was observed through his nose. At this time skull fragments from HARRIS, some with circular holes through them, were collected. Dr. Henry also collected suspected brain material and both packages were given to Dr. Bodelson. She said she would x-ray the brain material for shot pellets and make the material available to Dr. Galloway for his examination. (During a phone conversation between Bodelson and Griffin on April 30th, she advised Dr. Galloway found only wadding material in the brain matter. No pellets were seen on the x-ray. The holes in the skull fragments were consistent with pellets exiting the skull with the muzzle in or near the mouth.) This mutual briefing ended at approximately 9:15 a.m.

Also on this date at approximately 1 p.m., both library teams met with three members (including Paula Ernst) of the FBI's Special Project Team and Denver FBI ERT leader Carl Schlaff. Laura DeLong (Team Two) and Tom Adair (Team One) would convert their respective sketches into computerized diagrams and provide these to the FBI.

At approximately 2 p.m. also on the 28th, Griffin recovered a pair of eyeglasses in a case from AMANDA STAIR's backpack for Andrist.

Hammond performed the sodium rhodizonate test at various locations in the west library area. Positive results for the presence of lead, were observed for the following:

> 1) the gray transfer on the edge of the television cable plate on the south wall under the television; 2) the gray longitudinal transfer on the bottom of the wall mount for the television on the south wall; 3) the tear in the seat cushion on the chair in book shelf Row 5 where books belonging to KATHY PARK were found; 4) the two gray transfers in the gouges on the top of Table 15; 5) gray transfer on the edge of the chemistry book on Table 15; 6) damaged areas of DAN STEEPLETON's backpack and papers inside (a shot shell plastic wad had previously been found in the damaged papers); several locations of heavy gray deposit in the holes in the glass windows; the scratches in the east wall of the exit hallway to the north of the library.

A strong reaction for lead was found at the indentation (item #1012 photograph only) on the top of the window frame at the north side of the library. A trace of gray transfer on the left arm of the blue chair associated with KATHY PARK was indicative for lead. No reactions for lead, barium or antimony were obtained for the gray-colored transfer on the rear of the backpack of HALL at Table 20; and the gray-color site on the bookshelf kickplate on the west wall below the window near the southwest column.

Areas sustaining damage consistent with an incendiary or explosive device were observed at the following: The southeast edge of bookshelf Row 7 had black debris and blackening was on the carpet (photograph 5-5) adjacent to this area. Small holes (approximately 1-2mm) were on the south wall and the blinds covering Window 11, and the window pane (photographs 13-15 and 13-16). These holes were consistent with the small diameter of the spheres found on the windowsill and elsewhere in the library. Pieces of gray duct tape (item #1063) were adhering to the side of a wicker basket with an artificial plant (photograph 27-12). This tape was about 9-11 inches above the floor. Item #987 was a piece of metal (photograph 13-11) consistent with an

opened CO_2 cartridge. On the top of bookshelf Row 6 at marker #985 was duct tape with burnt wooden matches (photograph 27-14) consistent with causing the damage at marker #984. Black residue or burning was noted on a portion of the southwest carpet by item #1004 (photographs 23-2 and 23-3). The south, center portion of the top of Table 15 had a burned appearance, and the newspaper and a text on the tabletop were partially burned.

PRELIMINARY TRAJECTORY OBSERVATIONS

Scene examination determined a minimum of 24 incoming projectiles; more may have been possible due to the missing portions of glass in the windows of the library. The nature of these holes or impact sites were documented with photographs and located in the areas described. (Also refer to the four pages of window diagrams later in this report.) The numbers were assigned arbitrarily and was not meant to convey any sequencing. The letters "XI" were used on scene to note a hole or impact created by a projectile traveling from the exterior into the library. The exterior was either through the windows on the west or the hallway to the north. Yellow paper with the identifying number was placed by the holes or impacts for photographic documentation. The letters "A, B, C", etc. were used in describing three of the firearm discharges (1, 2 and 16) in the library to denote a sequence from a particular hole or impact site. Both Hammond and Griffin measured angles of elevation or declination and horizontal angles from perpendicular.

Three projectiles entered the library from the north hallway. Two of these, **#1** and **#2**, struck the north side of the north row of computer stations at the second station from the west end. These are shown in photographs in roll #42. Documentation for **#1** starts with picture 17 and for **#2** with picture 21. The trajectories were illustrated with dowels and string.

The projectile causing hole **#1A** continued south through the kickboard and exited at **#1B**. Damage to the side of a chair at this station was consistent with **#1C**. The trajectory represented by the dowel from **#1A** to **#1B** had a 1 degree

angle of declination from horizontal and a 77 degree angle of impact out from the plane of the kickboard.

This team's projectile hole **#2A** corresponds with Team's One hallway impact identified as their #2. The projectile causing impact **#2A** at the table's edge, continued through the kickboard (entering at **#2B** and exiting at **#2C**), then was deflected by a perpendicular panel at **#2D**. The dowel representing the trajectory from **#2A** to **#2B** to **#2C** had a 5 degree angle of declination from horizontal and a 75 degree angle of impact to the kickboard. The cushion of a chair on the north side of the south computer table was damaged and a jacketed bullet (Item #1103) recovered from inside of the cushion. This impact was noted as either **#1D** or **#2E**.

Projectile **#3** was given to the screen of the computer monitor at the computer station above impacts **#1** and **#2**. This was the same number assigned by Team One to the projectile's impact in the hallway. The strings representing the trajectories for **#2** and **#3** appeared essentially parallel. The angle of impact to the screen was 72 degrees. A projectile (JCSO #909) was recovered from this monitor.

Projectiles **#4** and **#5** entered through the middle section of Window 2 (photographs 9 and 10 on roll 45). The lower hole, **#5**, had metal and/or glass strike the west side of the wall column.

Projectile **#6** entered through the bottom section of Window 3 (photograph 45-8).

The bottom section of Window 4 had holes from projectiles **#7-13** (photographs 45-6 and 45-7). The white shade (item #1074) for a floor lamp by this window had multiple, small impact holes consistent with fragments, glass and/or metal, striking the shade from the west. The shade's location was consistent with any single or combination of projectiles **#11-13**. The top section of Window 4 had a hole from projectile **#14**. This projectile struck a portion of the ceiling and was deflected. A dowel representing this trajectory was documented with photographs 45-2 through 45-5.

The majority of the glass from the bottom portion of Window 5 was missing. This was the one hole for which no determination could be made on scene as to interior or exterior origin due to the amount of damage. There were possible associated projectile strikes on the metal frame to the south, but there was still insufficient detail for origin determination. The hole for projectile **#15** was in the top portion, for **#17** by the north frame, and for **#16** and **#18** in the middle portion (photographs 45-12 through 45-16).

Projectiles **#19** and **#20** entered through the south end of he bottom section of Window 6 and struck the west side of the support pillar (photograph 45-17). This window also had most of its glass missing. The hole from projectile **#21** was in the middle section of Window 6 and the hole from projectile **#22** was in the top portion (photograph 45-16).

Projectile hole **#23** was in the middle portion of Window 7 (photograph 45-18).

Projectile hole **#24** was in the bottom portion of Window 8 near the north edge by the frame (photograph 45-19). The damage carried over to the south side of the bottom of Window 7.

The letters "IX" were used on scene to denote holes formed by projectiles traveling from the interior of the library out the windows on the west side. When applicable, the letter "I" was used to denote an impact with no perforation from an interior shot. Black numbers on white backgrounds were used to designate areas in the library where evidence indicated a firearm had been discharged. This was done for areas with damage such as holes (windows, walls, etc.), indentations (metal shelves, for example), and areas where a victim, alive or dead, had been shot. In the last case, the numbers were selected to coincide with the body number already assigned.

#1 was assigned to the hole in the bottom portion of Window 2 (photograph 45-9).

#2 was assigned to the hole and frame damage at the north end of Window 4 (photograph 43-21).

#3 was assigned to the shot pellet pattern in the frame at the north end of the bottom of Window 3. (Item #1104 recovered from this frame.)

Firearm discharge **#4** was directed south down the aisle between book shelves Rows 5 and 6. It was consistent with shotgun pellets with the first strikes being the blue chair in the middle of Row 5 (photograph 45-23). [Refer to the results of the sodium rhodizonate tests on the seat cushion and arm on page 13.] Pellets (such as item #1082) were recovered from the books on the bottom shelf of Row 5.

Firearm discharge **#5** was consistent with pellets from a shotgun south down the same aisle as discharge #4. Four of these pellets (item #1168 are two pieces recovered) perforated the south wall (photograph 45-24) with a fifth striking the bottom of the support plate for the wall-mounted television set.

Firearm discharge **#6** was the shotgun slug that killed KECHTER (photograph 45-21). No known holes or deformations existed for this event other than in the body.

Firearm discharge **#7** was the shotgun slug that killed SHOELS. No known holes or deformations existed for this event other than in the body.

Firearm discharge **#8** was the shotgun slug that killed CURNOW (photographs at the end of roll #43 and the start of roll #44). The hole in the panel to the north of CURNOW was approximately 23 inches high. There was an unfinished board behind this gray panel. The distance from the front of the gray panel to the front of the unfinished board was 1 1/4". Items labeled as #1143 (a plastic wad and piece of gray metal) were recovered on the ledge between the gray panel and the unpainted board. There were three gray streaks on the unfinished board. The horizontal center of the area with these three streaks was approximately 16 1/4" from the west end of the unfinished board. Their vertical center was approximately 1 1/8" above the top of the gray panel or approximately 25" above the floor.

The unpainted dowel in photographs 43-20, 43-22 to 44-3 marked the bottom of the hole in the gray panel. The east-to-west position of this dowel also generally bisected the area of suspected tissue on the underside of the tabletop. The short, pink dowel illustrated the trajectory formed by the bottom of the hole to the unpainted surface behind (north of) it. All of the physical evidence was consistent with the muzzle of the shotgun below a height of 24".

Firearm discharge **#9** was the shotgun discharge that killed BERNALL (photograph 45-20). No known holes or deformations existed for this event other than in the body.

Firearm discharges **#10A** and **10B** were the shotgun pellets that killed VELASQUEZ (photographs 43-5 to 43-19). The letter designations 10A through 10D were used to note the actions of 4 separate shotgun pellets. These letters were consistent with those used in the diagram by DeLong. 10A and 10B were on the west panel; 10A was higher and farther south than 10B. 10A was an indentation while 10B was a perforating hole. The trajectory resulting from the placement of a dowel through 10B and the indentation in the north panel to the west of this station (photographs 43-5 and 43-6) aligned with a nick at the bottom of the faceplate for this station (photograph 43-8). The resulting trajectory was measured at 37 degrees out from the table with a 15 degree angle of elevation. 10C and 10D were in the north panel; 10C was lower and farther west than 10D. 10C was an indentation while 10D was a perforating hole. Two copper-colored pellets (item #1142) recovered from this floor area were consistent with the two indentations. The third copper-colored pellet (item #1147) was recovered from behind the kickboard area with hole 10D.

A chair to the south of this station by the left foot of VELASQUEZ had a plastic shot cup (item #1144) recovered from the rear of the back cushion, and four holes on the upper right side of the frame. The two holes on the front were perforating; one copper and gray-colored pellet (item #1145) was recovered from one of the holes in the back of the chair. It was this chair that was the source of the piece of the wooden frame (item #1080) found on the floor by Table 17 as shown in photographs 30-18 and 31-12. A

minimum of 6 pellets, and a maximum of 8, was accounted for by the holes in the chair and leg area wall panels.

VELASQUEZ had three perforating pellet wounds in his shoulder and back. Most of the projectiles recovered from the head of VELASQUEZ were consistent with individual 00 buck pellets, with the exception of gray fragments (item #8662). Three of these pellets (items #8660, #8661, and item #8664) were copper-colored and five were gray-colored (item #8665). The Federal 12 gauge shot shells each had 9 copper-gilded pellets. Given that the three back wounds could be related to any or all of the holes in the chair and/or panels, the physical evidence was consistent with two shotgun discharges. The two discharges were also supported by the other shotgun evidence (items #922, 1144 and 8663).

The right (north) edge for these shot patterns was the nick and trajectory of 10B and the left (south) edge being the chair frame back. The dowel representing the trajectory for 10D could also line up with one of the two perforating holes in the chair frame. This reconstruction resulted in a left-to-right spread of approximately 10". The holes in the chair frame were 27-30" above the floor. The trajectory of the dowel at the right edge was continued with string back towards the southeast (photographs 43-10 to 43-19).

Hammond, who is approximately 6' tall, sighted along this string backing to the southeast until he reached a position to the north of the island in the front center of the library. At this position, the string, at a height of 5' 9" was consistent with the barrel of a shotgun at the shoulder of a shooter when the shooter was sighting down the barrel. A tripod was placed at this spot to note the maximum distance (183" or 15' 3") from the chair to the shooter. The horizontal distance from 10B to the center of the tripod was 245" (20' 5").

Firearm discharge **#11** was the 9mm projectile that killed KLEBOLD. No known holes or deformations solely existed for this event other than in the body. (The evidence recovered from discharges 13 and 14 may be the same as this event.)

Firearm discharge **#12** was the shotgun pellets that killed HARRIS (photographs 46-2 to 46-4). Pieces of skull recovered from the shelves had holes consistent with shot pellets (item #1158, for example, was in this area) exiting and also consistent with the autopsy findings of the muzzle being in his mouth. At least two indentations were found on the underside of the metal shelves above and slightly north of the position of HARRIS hips and legs. The physical evidence was consistent with HARRIS' torso generally facing west with his buttocks on or near the floor and his back near or resting against the west end of bookshelf Row 6.

Firearm discharge **#13** was the 9mm round (item #1166) that perforated the drywall below the frame between Windows 5 and 6 (photographs 44-16 and 44-24) and recovered under Window 5. The measured declination for this trajectory was 3 degrees and 37 degrees out from the west wall. Its apparent trajectory (photograph 44-22) traced back to the southeast being into or just above a chair on the west side of Table 20. If it was above this chair back, this continued trajectory was to the north of the bodies of KLEBOLD and HARRIS.

Firearm discharge **#14** was the 9mm round (item #1124) that perforated the frame at the bottom of Window 6 (photographs 44-16 to 44-24). In addition to gray and copper-colored metal fragments, the curved piece of window frame (all as item #1124A) were recovered from inside the windowsill. The measured trajectory for this projectile was 31 degrees out from the windowsill in an essentially horizontal path. When traced back to the southeast, this trajectory intersected the west side of bookshelf Row 6 at a point 45 3/4" above the floor and 52" north of the south end of the bookshelf. This trajectory also passed over the area where KLEBOLD's body was located at a height of approximately 36" (photograph 44-23). Of all the projectile holes/impacts in this area, discharge #14 was the most consistent (though not exclusively) with being the same as discharge #11 through KLEBOLD. (Note: DNA analysis on pellets and fragments recovered in this area did not have any evidentiary value.)

Firearm discharge **#15** was given to the bloodstain patterns associated with a victim positioned in the leg area of the empty computer station to the east of where CURNOW was found. Preliminary reports have placed KACEY RUEGSEGGER at this site. No known holes or deformations existed for this event other than in the body (photographs 44-4 to 44-8).

Firearm discharge **#16** was the pellets from a shotgun directed to the south first striking the chair to the north of Table 15 and the north side of the table itself (photographs 44-9 to 44-14). There were two impacts to the chair, one to the seat cushion from which a gray metal fragment (item #1140) was recovered and one into the front of the seat frame. There were four impacts in the support under the table top, two in the edge of the table (item # 1132) but one of these aligned with a hole in the support board, and two gouges in the top for a minimum of nine pellets between the chair and table. Any one of the perforating pellets, or an unobstructed pellet, may have caused the damage to the chair on the south side of Table 15. The trajectory of the pellet causing the east gouge on the table top continued to an indentation on the north face of the south side of book shelf Row 7. This indentation is marked with a yellow paper on the fourth row up in photographs 44-13 and 44-14. The trajectory illustrated by the string in photograph 44-12 to 44-15 began at the west gouge on the tabletop and traveled south to a hole in Window 11.

Firearm discharge **#17** was the nine holes in the artificial plant that was on the floor in front of Window 6 (photograph 44-16). The plant, which was on its side on the carpet when this team arrived, was repositioned as best as possible using the initial scene photographs and videotape (showing a circular void in the glass on the floor) and the resulting trajectories. The nine holes/tears were individually numbered and were located above the number "17" in photograph 44-16. Three holes in the tree trunk were consistent with this grouping. Impact sites and one hole (item # 1126) were in the north frame of Window 6. At least some of the indentations and possibly the hole could be associated with discharge #17 after the projectiles passed through the leaves, so that area was labeled as 17'/19'.

Firearm discharge **#18** was assigned to a single hole in the bottom portion of Window 6 (photograph 44-17). Since the position of the tree was estimated, the hole noted as **#18** could be from a separate event or from one of the deflected pellets of discharge **#17**.

Firearm discharge **#19** was assigned to two holes/tears in he repositioned plant. This damage was at the same height as the hole in the frame mentioned above in the area 17'/19'. The measured trajectory for 19 to 17'/19' (hole) was 40 degrees out from the west wall with a 1 degree angle of declination.

No trajectory was determined for the indentation on the north interior window frame (photographs 16-2 to 16-4). There were two tears noted in the carpet on the west side. One was by KLEBOLD's body and the other between Table 16 and bookshelf Row 6. The carpet in each of these areas was cut and pulled back and no fragments were found. The carpet tear east of Table 16 and a damaged rung (projectile entrance and exit on opposite sides) in a chair at the southeast corner of Table 16 formed a trajectory heading back north to northwest depending on the position of the chair (photographs 47-32 to 47-36). This hole and trajectory were consistent with a single projectile and could be considered as an interior firearm discharge (**#20**).

BLOODSTAIN PATTERN EXAMINATION

The preliminary interpretation of bloodstain pattern examination is as follows:

KECHTER (#6) and SHOELS (#7) were under Table 16. No projected bloodstains were found on the underside of that tabletop or the inside of the table legs. Blood flows were visible out of KECHTER's nostrils and mouth and then down the sides of his face. A ball cap he was wearing and the left side of his head were pressed against the inside of the north table leg. Pools on the carpet by the table leg and under the cap were consistent with flows along the table leg and cap. There was a hole in the upper left chest area of his shirt.

The left shoulder area and back of his shirt were blood-soaked. Bloodstains were on the top left thigh of his jeans extending from the knee to the waist. Suspected transfer patterns were on the lower right leg and cuff.

SHOELS (#7) had a pool of blood under his head and chest. Suspected bloodstains were also on the back of his black shirt, the back of his green pants, and the soles of his athletic shoes.

The bloodstains on the shoes of SHOELS and the lower leg of KETCHER appeared to be part of a pattern beginning by Table 15, extending north along bookshelf Row 6, under Table 16, between Tables 18 and 19 with a transfer pattern from a left palm (the center of photograph 35-11 and roll #47) on the floor, to the blue chair by Window 5 and ending on the ledge and glass at Window 5. This trail was consistent with being left by IRELAND as he worked his way to Window 5.

There was blood and tissue on the underside of the tabletop and on the horizontal surfaces to the north of the leg area of computer station (LMC 17) where CURNOW (#8) was found. A half dozen blood flow patterns were also present on the north kickboard by and below the point where his head was resting. The front of his shirt and jeans were soaked with blood. These stains were consistent with CURNOW having no movement after being shot with the possible exception of a continuation of momentum of his head and upper body towards the west side of the leg area.

As previously mentioned, the leg area and floor of the space for a computer to the east of CURNOW's position was bloodstained. There was pooling on the carpet at the southeast end of the leg area. Transfer patterns and projected blood and some tissue were present on the east wallboard and northeast corner of the leg area. Some tissue-like material was on the underside of the tabletop. The chair nearest to this area had transfer patterns on the wooden horizontal board under the seat cushion and on the seat cushion. Projected blood was found on the east (or right as one sits in the chair) leg. This is the same chair that had a nick on the left (as one sits) back brace referred to in

the trajectory section. This area of staining was consistent with bleeding from a victim not present during the scene processing.

Blood flow patterns were present on the right side of BERNALL's outer shirt and the right hip area of her jeans. There were small areas of blood pooling to the south of her body and a flow pattern on the inside (east side) of the west table leg. The flows and a swipe pattern were about 14" above the floor. The clothing stains and the corresponding stains on the carpet and table were consistent with BERNALL being in a somewhat upright or sitting position at one time. Bloodstains on the inside of the west table leg (the swipe) and the underside of the top of Table 19 were consistent with BERNALL's body moving from this upright position to her left, coming to rest on her left side and remaining as found.

The body of VELASQUEZ (#10) was found on the floor in front of computer station 7, while his student ID was on top of the monitor of station 6 immediately east of station 7. Bloodstains and tissue found in the area by VELASQUEZ included the ceiling to the northeast; the top of the table; CURNOW's books on this table to the west of this computer station; and some of the computer stations to the north and northwest, which included some hair-like material. (Note: Although the number 7 was at this station, the monitor bore #9B and the CPU bore #9A.) The greatest accumulation of blood and hair and possible tissue exhibiting a general conical appearance was on the face (or south side) of the horizontal plate running beneath the tabletop edge at a height of about 26". This was consistent with VELASQUEZ receiving a head wound while the affected area of his head was generally at the same height (approximately 26") as this plate. No hair, tissue or blood was observed on the underside of the tabletop.

A pool of blood on the carpet was to the north, east and south of KLEBOLD's (#11) head, as well as to the west under his left shoulder. There was a bloodstain area on the back of his left arm above the elbow that was not consistent with being formed with the arm in the position found. In addition, some of the blood flows on the face were also

formed with the head in a position other than as found. These flows were consistent with KLEBOLD's head resting on the right side of the face to allow the blood flow on the left side out of the wound. There were bloodstains on his right bicep and left center portion of his neck. The underside of the bill of the ball cap to the north of KLEBOLD appeared to be blood-soaked. This cap was in close proximity to the bloodstained area of the left knee of the pants worn by HARRIS.

There was a pool of blood to the east, south and west of HARRIS' head. The heaviest areas of bloodstaining on the bookshelves to his east (which his body was resting against) were in line with his waist and legs and above his body. The right side of his face and right arm were bloodstained. The left knee area of his pants was blood-soaked and a piece of skull was found to the north of his left calf. The stains on the ceiling and shelves were consistent with HARRIS receiving the gunshot wound to his head while he was in a seated position. His head and upper torso moved to the south or his left.

The team left the scene in the custody of the JCSO on Thursday, April 29th at approximately 6:30 p.m.

Upon the completion of the scene processing, the team had recovered in excess of 143 metal fragments, projectiles, or shotgun pellets; 10 spent 9mm cartridge cases; 29 shot shells; 20 shotgun wad-components, or pieces; the four firearms previously described; backpacks belonging to the deceased victims; unidentified clothing; matches and pieces of gray duct tape, numerous small, gray metal spheres; and evidence from the suspected incendiary devices. All evidence collected is noted on the included evidence log sheets from JCSO.

The photographers exposed 50 rolls of color film; two by Griffin on the initial walk through and 46 by Jennings and Swanson during the processing, and two by Rowlett. The photographs and corresponding photologs are also included with this report. The scaled scene diagrams are on separate sheets of large paper, with the exception of scaled diagrams for the west windows of the library, which are included. The

evidence logs provided by JCSO will also be a separate attachment.

Tom J. Griffin
Agent
CBI Denver
(Reporting)

Alan S. Hammond
Agent
CBI Denver
(Reporting)

Laura A. DeLong
Senior Lab Technician
Arapahoe County SO
(Reporting)

Richard Swanson
Agent
CBI Pueblo
(Reporting)

James R. Jennings
Forensic Photographer
Jefferson County SO
(Reporting)

Tom Acierno
Deputy
Jefferson County SO
(Reporting)

Peggy Rowlett
Detective
Wheat Ridge PD
(Reporting)

Steve Stalter
Deputy
Jefferson County SO
(Reporting)

Jennifer Savage
Deputy
Jefferson County SO
(Reporting)

Thomas Netwal
Agent-in-Charge
CBI Denver
(Reviewing)

TJG:tg 050399, Word: D99-333

Type of Report	Agent	Date	File Number	Page
Crime Scene	Tom J. Griffin	05/21/99	D99-1333	28

Firearms Description

#900 Savage Springfield 12 gauge pump shotgun, model 67H, 3" chamber S/N A232432 , one spent round in chamber, one round in magazine

#901 Hi Point 9mm carbine, 9 x 19 luger, model 995, made by Beemiller, empty S/N A59610

#902 Savage Stevens 12 gauge double-barrel shotgun, model 311D, 2 3/4" chamber, S/N A077513, two spent shells in chamber, action open

#903 Intra-tec 9mm model TEC-DC9, semiautomatic pistol, S/N D076305, one round in chamber, live rounds in magazine

Type of Report	Agent	Date	File Number	Page
Crime Scene	Tom J. Griffin	05/21/99	D99-1333	29

Windows 1 and 2 West Wall of Library

Columbine High School, 6201 South Pierce Street Littleton, Colorado

CBI D99-1333 JCSO 99-7625 Original sketches and measurements April 21-29, 1999 by DeLong, Griffin

IX = Interior to Exterior XI = Exterior to Interior Final diagram June 17, 1999 by Griffin

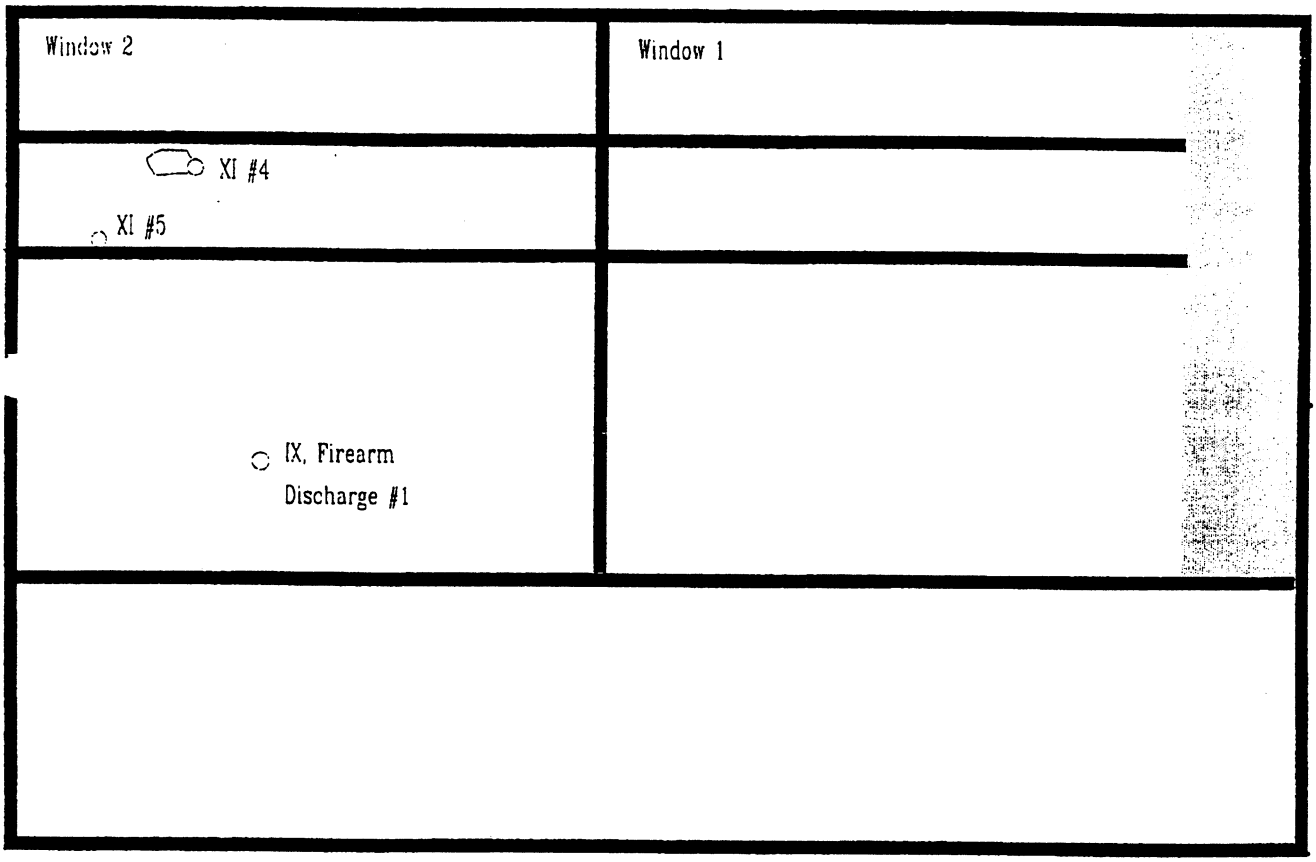

Type of Report	Agent	Date	File Number	Page
Crime Scene	Tom J. Griffin	05/21/99	D99-1333	30

Windows 3 and 4 West Wall of Library

Columbine High School, 6201 South Pierce Street Littleton, Colorado

CBI D99-1333 JCSO 99-7625 Original sketches and measurements April 21-29, 1999 by DeLong, Griffin

IX = Interior to Exterior XI = Exterior to Interior Final diagram June 17, 1999 by Griffin

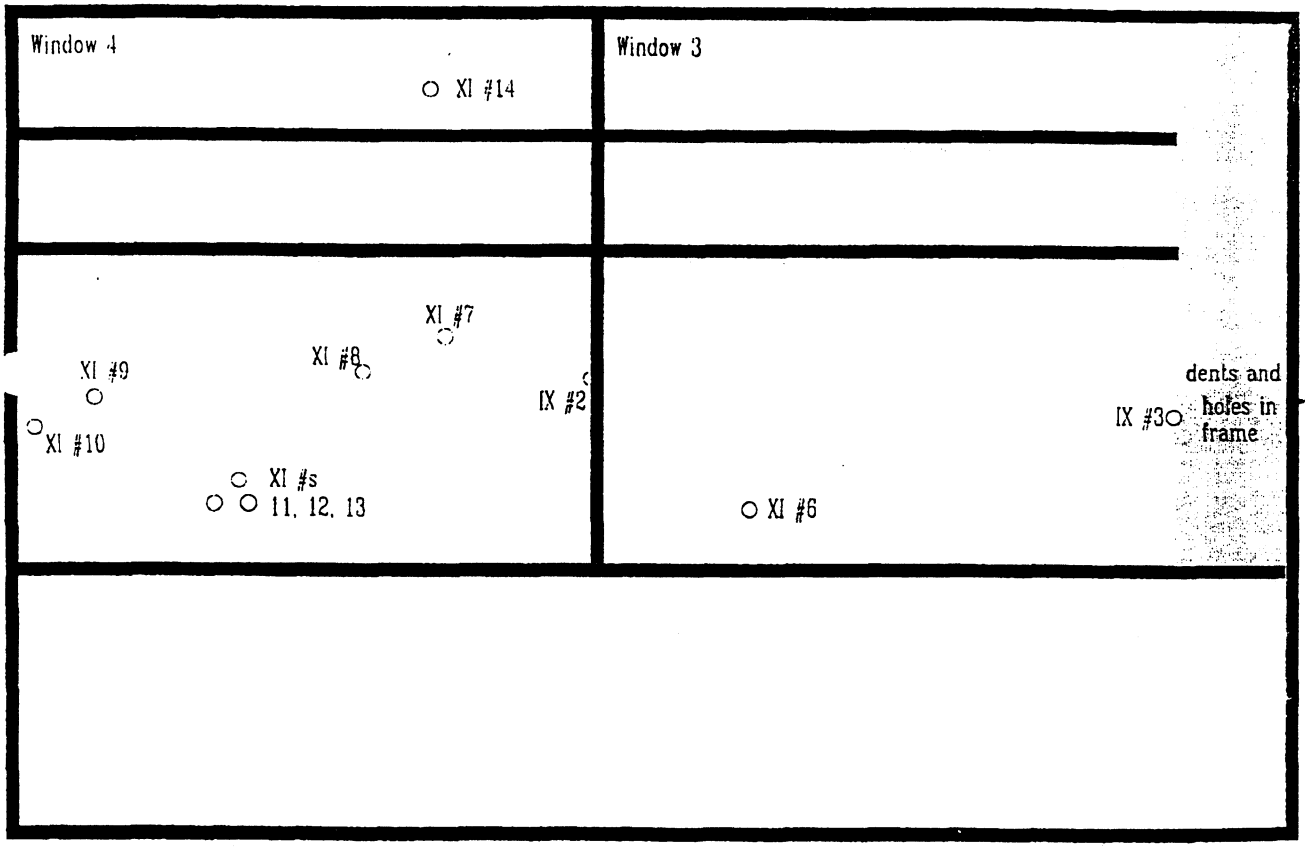

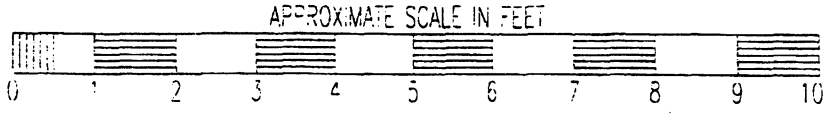

Type of Report	Agent	Date	File Number	Page
Crime Scene	Tom J. Griffin	05/21/99	D99-1333	31

Windows 5 and 6 West Wall of Library

Columbine High School, 6201 South Pierce Street Littleton, Colorado

CBI D99-1333 JCSO 99-7625 Original sketches and measurements April 21-29, 1999 by DeLong, Griffin

IX = Interior to Exterior XI = Exterior to Interior Final diagram June 17, 1999 by Griffin

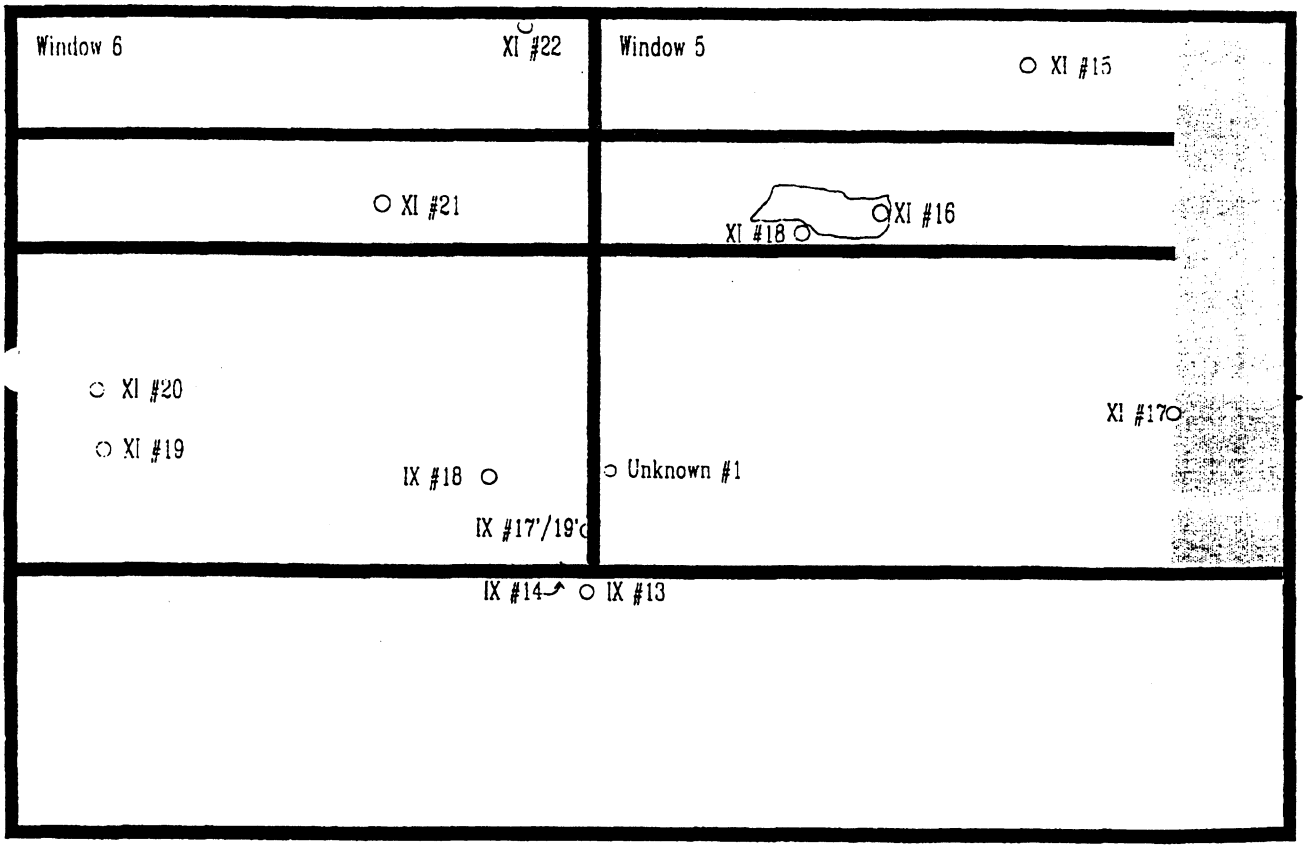

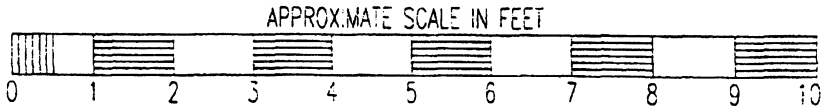

JC-001-012328

Type of Report	Agent	Date	File Number	Page
Crime Scene	Tom J. Griffin	05/21/99	D99-1333	32

Windows 7 and 8 West Wall of Library

Columbine High School, 6201 South Pierce Street Littleton, Colorado

CBI D99-1333 JCSO 99-7625 Original sketches and measurements April 21-29, 1999 by DeLong, Griffin

IX = Interior to Exterior XI = Exterior to Interior Final diagram June 17, 1999 by Griffin

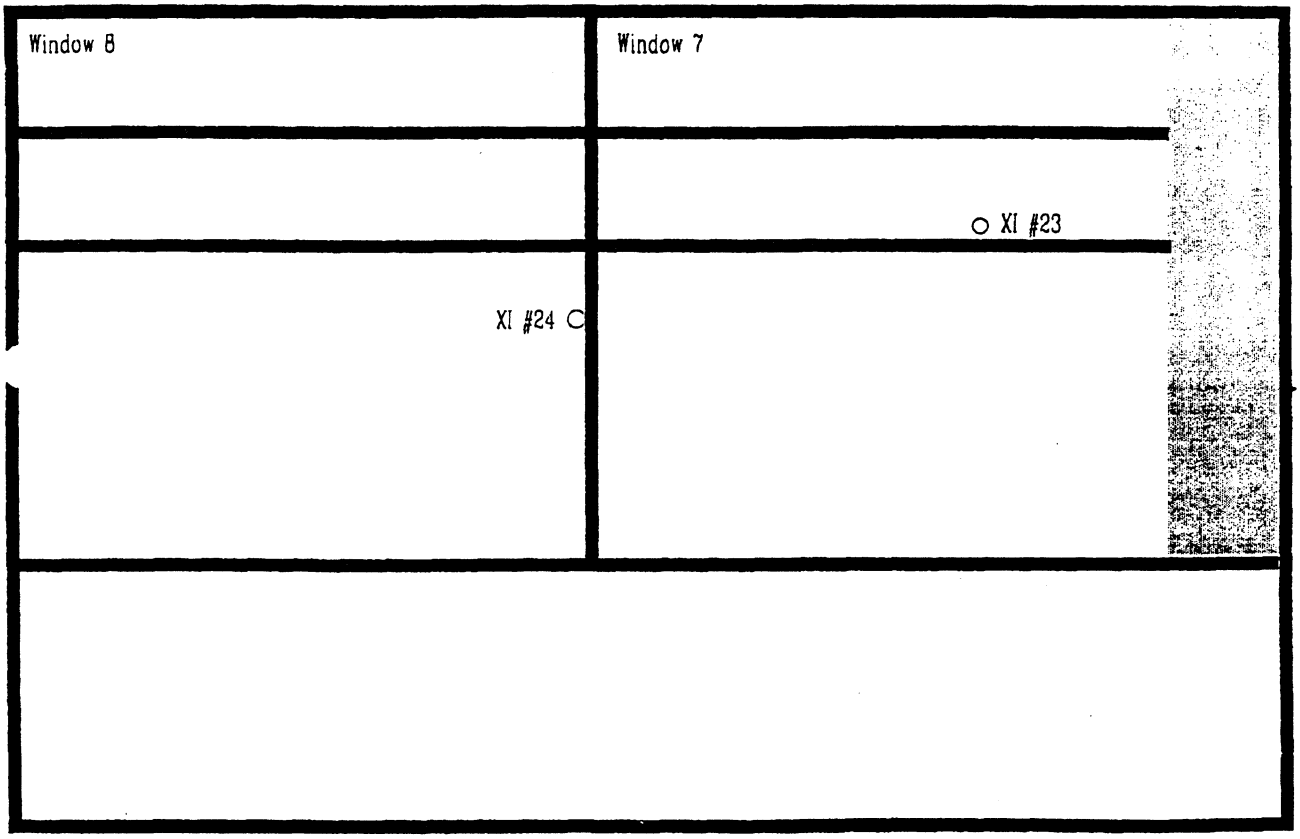

Type of Report	Agent	Date	File Number	Page
Crime Scene	Tom J. Griffin	05/21/99	D99-1333	33

Photolog

Initial Walk-Through

Roll #1

1	Identifier
2	Street signs on east side of school
3	Street signs and east side of school
4	Street signs and east side of school
5	Entrance to Library Media Center (LMC)
6	LMC identifier
7	Townsend and Fleming under Table 2
8	East side of library, Table 2 and Townsend
9	Midrange of Townsend and Fleming (north side)
10	Midrange of Townsend and Fleming (south side)
11	Close-up of Townsend
12	Midrange of Townsend
13	Close-up of Townsend
14	Midrange of Townsend and Fleming
15	Midrange of Tomlin
16	Midrange of Tomlin (bounce flash)
17	Midrange of Tomlin
18	Close-up of Tomlin
19	Overall of Mauser in center library section
20	Overall of Depooter's legs and Table 14 (bounce flash)
21	Midrange of Depooter
22	Close-up of Depooter
23	Midrange of Mauser
24	Close-up of Mauser
25	Mauser's legs and overturned chair
26	Midrange of Harris and Klebold (bounce flash)
27	Midrange of Harris and Klebold
28	West wall of library
29	Overall of Klebold and west side of library
30	Midrange of Harris and Klebold

Roll #1, continued

31 Overall of Bernall and Curnow
32 Midrange of Harris and Klebold
33 Midrange of Bernall
34 Overall of Ketcher and Shoels
35 Midrange of Ketcher and Shoels

36 Midrange of Ketcher and Shoels
37 Close-up of Bernall

Roll #2

1 Identifier (not printed)
2 Overall of Curnow and trench coat
3 Midrange of Curnow
4 Midrange of Curnow
5 Midrange of cubicle #3 and portion of trench coat on floor

6 Midrange of trench coat
7 Midrange of trench coat
8 Close-up of Curnow
9 Overall of ceiling above Harris
10 Overall of north side of library and ceiling above Harris

11 Midrange of Harris
12 View from LMC to science storeroom
13 Storeroom identifier
14 Sanders and doorway
15 (Not printed)

16 Midrange of Sanders
17 Midrange of Sanders
18 Midrange of Sanders (bounce flash)
19 Townsend (#1)
20 Fleming (#2)

21 Tomlin (#3)
22 Depooter (#4)
23 Mauser (#5)

Roll #2, continued

24	Ketcher (#6)
25	Shoels (#7)
26	Curnow (#8)
27	Bernall (#9)
28	Velasquez (#10)
29	Klebold (#11)
30	Harris (#12)
31	Sanders (#13)

Type of Report	Agent	Date	File Number	Page
Crime Scene	Tom J. Griffin	05/21/99	D99-1333	36

Photolog

Roll #1

1	CR placard
2	CR placard
3	Overall east
4	Overall southeast
5	Overall south
6	Overall north, from middle pillar
7	Overall northwest
8	Overall northeast
9	Overall east, northeast
10	Overall east
11	Overall southeast
12	Overall south
13	Overall north (from south pillar)
14	North, northeast
15	Overall northeast
16	Overall east
17	Overall east, southeast
18	Overall southeast
19	Overall southeast
20	Overall west, from southeast
21	Overall north, from Aisle 3
22	Overall north from Aisle 2
23	Ceiling east
24	Overall Body #8
25	Overall Body #9, south
26	Medium shot, Body #9, south

Roll #2

1	CR placard
2	CR placard
3	Overall of weapons
4	Medium shot of pump shotgun, Body #12
5	Medium shot of carbine, Body #11

Roll #2, continued

6 Medium shot of double barrel shotgun, body #11
7 Medium shot of pump shotgun, body #12
8 Medium shot of TEC-9 handgun, body #11, north
9 Close-up of TEC-9 handgun, body #11, north
10 Medium shot of handgun, body #11, south

11 Close-up of handgun, body #11, south
12 (no flash)
13 **#900** pump shotgun
14 **#901** carbine
15 **#902** double barrel

16 **#903** TEC-9, north
17 **#903** south
18 Window 1 from east
19 Window 2, from east
20 Window 3, from east

21 Window 1, from east
22 Window 2
23 Window 3
24 Window 4
25 Window 4
26 Window 4, upper portion

Roll #3

1 CR placard
2 Window 4, total
3 Window 5, total
4 Window 5, lower
5 Window 5, upper

6 Left side, window 5, overall
7 Blood on window 5
8 Impact on window 5
9 Blood on window 5, upper
10 Lower left window 5

11 Lower left middle, window 5
12 Lower right, window 5

Roll #2, continued

6	Medium shot of double barrel shotgun, Body #11
7	Medium shot of pump shotgun, Body #12
8	Medium shot of TEC-9 handgun, Body #11, north
9	Close-up of TEC-9 handgun, Body #11, north
10	Medium shot of handgun, Body #11, south
11	Close-up of handgun, Body #11, south
12	(no flash)
13	#900 pump shotgun
14	#901 carbine
15	#902 double barrel
16	#903 TEC-9, north
17	#903 south
18	Window 1 from east
19	Window 2, from east
20	Window 3, from east
21	Window 1, from east
22	Window 2
23	Window 3
24	Window 4
25	Window 4
26	Window 4, upper portion

Roll #3

1	CR placard
2	Window 4, total
3	Window 5, total
4	Window 5, lower
5	Window 5, upper
6	Left side, Window 5, overall
7	Blood on Window 5
8	Impact on Window 5
9	Blood on Window 5, upper
10	Lower left Window 5
11	Lower left middle, Window 5
12	Lower right, Window 5

Roll #3, continued

13 Right side, Window 5
14 Left side, Window 4
15 Middle, Window 4

16 (no flash)
17 Right middle, Window 4
18 Right side, Window 4
19 Weather stripping, Window 4
20 (no flash)

21 Left side, Window 3
22 Middle, Window 3
23 Right side, Window 3
24 (no flash)

Roll #4

1 CR placard
2 Impact, Window 3
3 Left side lower, Window 2
4 Middle lower, Window 2
5 Right lower, Window 2

6 Right lower, Window 2
7 Left side upper, Window 2
8 Right side upper, Window 2
9 Overall Window 6
10 Overall Window 6

11 Left side lower, 6
12 Close-up of powder, Window 6
13 Middle lower and upper, Window 6
14 Right side lower and upper, Window 6
15 Close-up right side, impacts, Window 6

16 Overall upper and lower, Window 7
17 Left side lower, Window 7
18 Right side upper right, Window 7
19 Overall, Window 8
20 Right side, impact, Window 8

Roll 4, continued

21 Overall Windows 9, 10
22 Overall Window, 11
23 Right side of Window 11
24 Duct tape on Window 11 sill

Roll #5

1 CR placard
2 Overall of tree from north
3 Overall of tree from east
4 Basket and tape
5 Medium range, burn or powder pattern

6 Close-up, burn or powder pattern
7 Overall blood spatter, south wall
8 Duct tape, south end, aisle 2
9 Medium shot, books, 2 matches, cartridge case
10 **#944** gray metal fragments on windowsill

11 **#912** gray metal fragments
12 Left side Window 3 with scale
13 **#916** shot shell, and **917** cartridge case, medium shot
14 Overall, Body #10
15 Medium shot, Body #10

16 Body #10
17 Head, Body #10
18 Torso, Body #10
19 Upper legs, Body #10
20 Lower legs and feet, Body #10

21 Body #10, west
22 Overall of Body #10, west
23 Toward computer
24 Table above left side of Body

Roll #6

1 CR placard
2 **#923**, school I.D., Velasquez
3 Overall, computer station #6

Roll #6, continued

4 Overall, Body #8
5 Overall of Body #8, west

6 Upper Body
7 Wound
8 Body
9 **#929**, black trench coat
10 Medium range, trench coat

11 (no flash)
12 Trench coat
13 Overall of trench coat, west
14 **#916**, spent shot shell
15 **#917**, spent cartridge case

16 Overall, chair under Window 4
17 Overall, **#933, 940, 941, 942, 945**
18 **#942**, possible incendiary device fragment
19 **#941**, metal fragment
20 **#933** by placard for **#945**

21 **#945**, metal fragment
22 **#933** and **945** and backpack
23 **#933**, metal fragment
24 **#940**, metal fragment

Roll #7

1 CR placard
2 West side of post, Window 6
3 West side of post with scale
4 Overall, **#946**
5 **#946**, 9 mm round

6 Overall jacket **#1043** (placard #929 is incorrect), bullet fragment **#943**
7 **#1043** (placard **#929** is incorrect) jacket, and bullet fragment **#943**
8 Overall, **#935**
9 **#935**, Federal shot shell round
10 Bullet fragment **#943**

Roll #7, continued

11 Close-up of **#943**
12 **#922** shot wad, by Body #10
13 Removal, Body #8
14 Removal, Body #8
15 Removal, Body #8

16 Removal, Body #8
17 Identification of Steven Curnow
18 Medium range, shell fragment **#941**
19 Close-up, shell fragment **#941**
20 Medium shot, shell **#935**

21 Close-up, shell **#935**
22 Removal, Body #10, upper body
23 Removal, Body #10, lower body
24 Removal, Body #10, top of head

Roll #8

1 CR placard
2 Removal, Body #10, top of head
3 Medium shot, item **#922**, shotgun wad behind Body #10
4 Close-up, item **#922**, shotgun wad behind Body #10
5 Overall, bodies #6 and 7, east

6 Bodies #6 and 7, to west
7 Medium shot to west, Bodies #6 and 7
8 Medium shot to east, Bodies #6 and 7
9 Burn pattern, Body #6
10 Body #7, bottom of shoes

11 Lower right leg, Body #6
12 Back of Body #7; left side, Body #6, upper body
13 Back of head, Body #7; face of Body #6
14 Overall, north to south, bodies #11 and 12
15 Overall, west to east, bodies #11 and 12

16 Torso, Body #11
17 Left side of face, Body #11
18 Upper torso, Body #11
19 No flash

Roll #8, continued

20 Middle of Body #11
21 No flash
22 Legs of Body #11
23 Right side of face, Body #11

Roll #9

1 CR placard
2 Lower legs, Body #12
3 Upper legs, Body #12
4 Body #6, recovery, burn pattern on outer shirt
5 Body #6, recovery, burn pattern, on inner shirt

6 Body #6, recovery, burn pattern on skin
7 Photo of metal pin under Body #6
8 Overall/medium shot, Body #9
9 Overall, Body #9, looking south
10 Overall, Body #9, looking north

11 Medium overall, Body #9, north
12 Medium overall, Body #9, north, chair removed
13 Overall, Body #7, looking east
14 Upper left side of Body #7
15 Lower Body #7

16 Upper Body #9
17 Middle torso, Body #9
18 Lower Body #9
19 Suspected contact wound, right hand, Body #9
20 Suspected contact wound, right hand, Body #9

21 Periodical under Body #9
22 Shotgun wad in hair, Body #9
23 Upper Body #9

Roll #10

1 CR placard
2 Lower legs and feet, Body #12
3 Upper legs, Body #12
4 Torso, Body #12

Roll # 10, continued

5 Right side of face and hands, Body #12

6 Top right of head, Body #12
7 Shot shells in pouch on chest, Body #12
8 Left ear, Body #11
9 Shot shells on left waist, Body #11
10 Tissue and spatter on lower shelves, north of Body #12

11 Upper shelves, Body #12
12 Lower shelves, Body #12
13 Upper shelves, Body #12
14 Blood spatter on shelves southwest of Bodies #11 and 12
15 Duct tape, right wrist, Body #11

16 Lower leg and left leg, Body #12
17 **#900, 968, 969, 970, 901, 988, 989** placards near Bodies #11 and 12
18 **#968** cartridge case
19 **#970** shotgun wad
20 **#969** cartridge case

21 **#988** shotgun wad
22 **#989** magazine
23 **#996** shotgun wad under pack
24 Backpack

Roll #11

1 CR placard
2 **#924, 925, 934**
3 **#924, 925, 934**
4 **#925** shotgun shell
5 **#924** live round, 9 mm

6 **#934** duct tape
7 **#934** duct tape, chair removed
8 Close-up, Body #9, wound on right hand, body moved
9 Body #9, wound on right hand, body moved/upper body
10 Body #9, left arm – blood

11 **#926** shotgun shell and **#947**

Roll #11, continued

12 **#926** shotgun shell
13 **#947** copper jacket
14 **#928** shotgun shell and **#929** jacket and cigarettes
15 **#929** jacket and cigarettes (no flash)

16 **#928** shot shell
17 jacket and cigarettes
18 **#927, 930 and 931**
19 **#927** shotgun shell
20 **#930** shotgun shell

21 **#931**, 12 gauge slug
22 **#932** wad
23 **#946** and **939**
24 **#946** cartridge

Roll #12

1 CR placard
2 **#939** shot shell wad
3 Body #11, left shoe with pin
4 Body #11, right side
5 Body #11, knife and pocket watch, right pocket

6 Body #11, knife on left belt
7 8 incendiary devices found in right pocket of Body #11
8 8 incendiary devices found in right pocket of Body #11
9 Body #12, medium range, lighter in pocket
10 Body #12, close range, lighter in pocket

11 Body #12, striker on left wrist under watch
12 Body #12, Knife in left boot
13 Two magazines and lighter from Body #12 pants pocket
14 Area near Body #12 head
15 Top of head, Body #12

16 **#902, 992, 993, 994, 995, 996, 997** (no flash)
17 **#902, 992, 993, 994, 995, 996, 997** (no flash)
18 **#902, 992, 993, 994, 995, 996, 997**
19 **#996**, shot wad next to backpack
20 **#996** with scale

Roll #12, continued

21 **#995** projectile
22 **#995** with scale
23 **#994** glass bottle fragments
24 **#994** with scale

Roll #13

1 CR placard
2 **#992, 993, 994, 995, 996, 997**
3 **#994** glass bottle fragments
4 **#994** with scale
5 **#992** shot shell component

6 **#992** with scale
7 **#997** burned area on top of desk with liquid
8 **#964** duct tape
9 Close-up, **#964** duct tape, no scale
10 **#964** with scale

11 **#987** CO_2 cartridge – exploded
12 **#987** with scale
13 **#984** duct tape
14 **#984** with scale
15 Small shot shell on south windowsill

16 Small shot shell on south windows
17 Southwest bookshelf impact point
18 **#981, 982, 983, 1038***
19 **#981**, metal fragment
20 **#981**, metal fragment with scale

21 **#982**, piece of duct tape
22 **#982**, piece of duct tape with scale
23 **#983**, shot wad
24 **#1038**, metal fragment
25 **#1038**, metal fragment with scale

* Number corrected; refer to Roll 25.

Roll #14

1	CR placard
2	Locker #1938
3	Note and rose, locker #1938
4	Midrange, **#986** duct tape and CO_2 device, aisle 2,
5	Close-up, **#986** duct tape and CO_2 device, aisle 2, (no flash)
6	Close-up, **#986** duct tape and CO_2 device, aisle 2,
7	Close-up, **#986** duct tape and CO_2 device, aisle 2, with scale
8	**#980, 1019, 1018**
9	Close-up, **#1018**, shot shell component
10	Close-up, **#980** flattened projectile
11	**#980** with scale
12	Close-up, **#1019**, metal fragment
13	**#1019** with scale
14	Midrange, **#979**, metal fragment
15	Close-up, **#979**
16	Close-up, **#979** with scale
17	Midrange, **#956, 957, 958, 959, 1037***
18	Close-up, **#1037,*** metal fragment
19	Close-up, **#1037***
20	**#958, 957, 956, 1136†, 1037***
21	Close-up, **#1136†**, metal fragment
22	**#1136†** with scale
23	Close-up, **#958**, spent cartridge

* Number corrected; refer to Roll 25.
† Number corrected; refer to Roll 36.

Roll #15

1	CR placard
2	Overall fiche reader
3	Medium shot **#913** shot wad
4	Close-up **#913**
5	Medium shot **#1015** piece of shot wad
6	Close-up **#1015** with scale

Roll #15, continued

7 Close-up **#1015**
8 Medium shot **#914** piece of shot wad
9 Close-up **#914** with scale
10 Close-up **#914**

11 Medium shot **#910** spent shot shell under microfiche table
12 Close-up **#910**
13 Medium shot **#1014** copper jacket west hallway
14 Close-up **#1014**
15 Close-up **#1014** with scale

16 Medium shot **#909** monitor 4B, 2nd from west, north row
17 Close-up **#909** monitor 4B
18 Close-up **#909** with scale
19 Backpack and blue notebooks (Ryan Barrett and Evan Todd) by 5B
20 Medium shot **#1013** metal fragment under microfilm table

21 Close-up **#1013** with scale
22 Close-up **#1013**
23 Medium shot **#1011**
24 Close-up **#1011** with scale
25 Close-up **#1011**

Roll #16

1 CR placard
2 Medium shot **#1012** possible projectile strike
3 Close-up **#1012** with scale
4 Close-up **#1012**
5 Medium range **#908** red ball cap, floor north of computer #13

6 Close-up **#908** with scale
7 Medium shot **#1010**, hair/tissue, computer #14
8 Close-up **#1010**, hair/tissue (on CPU)
9 Close-up **#1010**, hair/tissue
10 Medium shot **#1010**, hair/tissue on table in front of monitor #14b

11 Close-up **#1010** with scale
12 Close-up **#1010**
13 Medium range **#1008**, metal fragment east end of north Table CPUs

Roll #16, continued

14 Close-up **#1008** with scale
15 Close-up **#1008**

16 Medium range **#907**, metal fragment and another hole in east end of north table of CPUs
17 Close-up **#907** with scale
18 Close-up **#907** with scale
19 Close-up **#907**
20 Medium shot **#905, 906, 1002**

21 Close-up **#906** with scale, copper-colored metal fragment
22 Close-up **#906**
23 Close-up **#905**, shot shell
24 Medium shot **#1002**, metal fragment on floor north of copier

Roll #17

1 CR placard
2 **#1025, 1026, 1037**
3 Close-up **#1025**, skull fragment
4 Close-up **#1025**, with scale
5 Close-up **#1026**, spent cartridge case

6 Close-up **#956**, spent cartridge case
7 Close-up **#957**, spent cartridge case
8 Close-up **#959**, shot shell wad
9 **#978, 950, 951, 952, 953, 954, 955**, (no flash)
10 **#978, 950, 951, 952, 953, 954, 955**

11 Aisle 3
12 Close-up **#955**, spent cartridge case
13 Close-up **#954**, spent cartridge case
14 Close-up **#953**, spent cartridge case
15 Close-up **#952**, spent cartridge case

16 Close-up **#951**, shot-shell component
17 **#951** with scale
18 Close-up **#950**, copper jacketed projectile
19 **#950** with scale
20 Close-up **#978**, metal fragment

Roll #16, continued

14 Close-up **#1008** with scale
15 Close-up **#1008**

16 Medium range **#907**, metal fragment and another hole in east end of north table of CPUs
17 Close-up **#907** with scale
18 Close-up **#907** with scale
19 Close-up **#907**
20 Medium shot **#905, 906, 1002**

21 Close-up **#906** with scale, copper-colored metal fragment
22 Close-up **#906**
23 Close-up **#905**, shot shell
24 Medium shot **#1002**, metal fragment on floor north of copier

Roll #17

1 CR placard
2 **#1025, 1026, 1037**
3 Close-up **#1025**, skull fragment
4 Close-up **#1025**, with scale
5 Close-up **#1026**, spent cartridge case

6 Close-up **#956**, spent cartridge case
7 Close-up **#957**, spent cartridge case
8 Close-up **#959**, shot shell wad
9 **#978, 950, 951, 952, 953, 954, 955**, (no flash)
10 **#978, 950, 951, 952, 953, 954, 955**

11 Aisle 3
12 Close-up **#955**, spent cartridge case
13 Close-up **#954**, spent cartridge case
14 Close-up **#953**, spent cartridge case
15 Close-up **#952**, spent cartridge case

16 Close-up **#951**, shot-shell component
17 **#951** with scale
18 Close-up **#950**, copper jacketed projectile
19 **#950** with scale
20 Close-up **#978**, metal fragment

Roll #17, continued

21 **#978** with scale
22 Midrange **#977, 949, 960**
23 Close-up **#977**, metal fragment
24 **#977** with scale

*Number corrected; refer to Roll 25.

Roll #18

1 CR placard
2 Close-up **#1002** with scale, metal fragment
3 Close-up **#1002**
4 Medium shot **#904**, copper jacket metal fragment
5 Close-up **#904** with scale

6 Close-up **#904**
7 Medium shot **#1009**, hole in east side computer monitor #11b
8 Close-up **#1009** with scale
9 Close-up **#1009**
10 Medium **#1039,*** books belonging to Kyle Velasquez

11 Close-up **#1039***, floor between #9 and 10 CPUs
12 Medium shot **#1040**, books (table) belonging to Steve Curnow
13 Medium **#1020**, backpack (floor) of Steve Curnow near computer 6
14 Overall **#919, 920, 921**
15 Close-up **#919**, spent shot shell

16 Close-up **#921** with scale, burnt match stick
17 Close-up **#921**
18 Medium range **#920** spent shot shell
19 Close-up **#920**

20 Medium shot **#938**, piece of copper jacket north floor of CPU #16 – west end, 2nd row from north
21 Close-up **#938** with scale
22 Close-up **#938**
23 Medium range **#915**, spent shot shell on floor at west end, north row
24 Close-up **#915**

*Number corrected; refer to Roll 25.

Roll #19

1 CR placard
2 Close-up **#949**, shot shell component
3 **#960, 948**
4 Close-up **#960**, duct tape fragment
5 **#960** with scale, duct tape fragment

6 Close-up **#948**, duct tape fragment
7 **#948** with scale
8 Aisle #3, south view
9 Books in chair, aisle #3
10 Damage to books/shelf base at marker **#978**, row 5

11 Damage to books
12 Damage to books
13 Damage to books
14 **#1000**, duct tape and shoe next to **#1006** (metal fragment)
15 Close-up **#1000**, duct tape fragment

16 **#1000** with scale
17 Bottom side of shoe by **#1006**
18 Top and side of shoe and **#1006**
19 Close-up **#1006**, metal fragment

20 **#1006** with scale
21 **#965, 966, 967, 1006**
22 Close-up **#965**, spent cartridge case
23 Close-up **#966**, spent cartridge case
24 Close-up #967, spent cartridge case

Roll #20

1 CR placard
2 Overall **#911** and **#1016**
3 Overall **#911, 1016, 1027**
4 Close-up **#1027** with scale, metal fragment on floor west of north computer table
5 Close-up **#1027**

6 Close-up **#911** with scale, spent cartridge case (same area as **#1027**)
7 Close-up **#911**

Roll #20, continued

8 Close-up **#1016** with scale, metal fragment (same area as **#1027**)
9 Close-up **#1016**
10 Medium shot **#918**, piece of gray duct tape, floor by south end Window 2

11 Close-up **#918**
12 Close-up **#918** with scale
13 Medium shot **#1017**, metal fragment on Window 3 sill
14 Close-up **#1017** with scale
15 Close-up **#1017**

16 Close-up **#942** with scale, suspected bomb fragment
17 Close-up **#942**
18 Close-up **#941** with scale, copper jacket
19 Overall **#1028**, metal fragment on floor by west end
20 Close-up **#1028** with scale

21 Close-up **#1028**
22 Medium shot **#937**, metal fragment on Window 4 sill
23 Close-up **#937** with scale
24 Close-up **#937**
25 Backpack Kacey Ruegsegger on floor by chair

Roll #21

1 CR placard
2 Close-up **#933** with scale, metal fragment
3 Close-up **#945** with scale, metal fragment
4 Close-up **#940** with scale, metal fragment
5 Backpack, Steven Greenwood

6 Medium shot **#976**, shot shell on floor by backpack of Steven Greenwood
7 Close-up **#976**
8 Medium shot **#974** and **975**
9 Close-up **#975**, live round on floor west wall
10 Close-up **#974**, spent cartridge case

11 Medium shot, backpack of Emily Wyant on chair
12 Medium shot, notebook on table, Emily Wyant
13 Medium shot **#998**, metal fragment at east end of table

Roll #21, continued

14 Close-up **#998** with scale
15 Close-up **#998**

16 Medium shot **#1034***, backpack and books of Cassie Bernall on table above victim, Window 6
17 Medium shot **#1032**, suspected shot pellet on floor by victim #9
18 Close-up **#1032** with scale
19 Close-up **#1032**
20 Medium shot **#1026***, backpack of Matt Kechter

21 Medium shot books, **#1033*** on Table 16
22 Medium shot, backpack of Kathy Park
23 Medium shot, purse of Crystal Woodman
24 Medium shot, green notebook of Heidi/Claudia Johnson
25 Medium shot, black bag of Amanda Stair on floor

Roll #22

1 CR placard
2 **#1031, 1029, 1030** and others, (no flash)
3 **#1031, 1029, 1030** with **#990, 991**
4 **#1031, 1029, 1030**
5 Close-up **#1031**, spent cartridge

6 Close-up **#1029**, spent cartridge
7 Close-up **#1030**, metal fragment
8 **#1030** with scale
9 Close-up **#990**, shot shell wad
10 Shot shells/pouch from Body #11, waist

11 Midrange **#1003**, metal fragment
12 Close-up **#1003**
13 **#1003** with scale
14 **#1004, 1005, 962**
15 Close-up **#1004**, metal fragment

16 **#1004** with scale
17 **#1005**, metal fragment
18 **#1005** with scale
19 **#1004, 961, 1035,* 987**
20 **#1004, 961, 1035,* 987**

Roll #22, continued

21 Close-up **#961**, spent cartridge
22 Close-up **#1035**,* metal fragment
23 **#1035*** with scale, metal fragment
24 **#1035*** and book

*Number corrected; refer to Roll 25.

Roll #23

1 CR placard
2 Blast pattern by **#1004**
3 Blast pattern by **#1004** with scale
4 **#1022, 1023**, etc. without flash
5 Midrange **#1022, 1023**

6 Close-up **#1023**, metal fragment
7 **#1023** with scale
8 Close-up, **#1022**, hats (2), 1 white, 1 olive green
9 Midrange, **#964, 1001**
10 Close-up, #964, duct tape

11 **#964** with scale, duct tape
12 **#964** with scale, duct tape
13 Close-up, **#1001**, Frappaccino cap
14 **#997**, charred paper, liquid on Table 15
15 **#997**, table with fragment impacts

16 **#997**, north edge of Table 15 impact
17 **#997**, south edge of Table 15 impact
18 Midrange, **#1007**, duct tape fragment
19 Close-up, **#1007**
20 **#1007** with scale

21 Midrange, **#963**, duct tape fragment with shot
22 Close-up, **#963**, (no flash)
23 Close-up, **#963**, (no flash)
24 Close-up, **#963**
25 **#963** with scale

*Number corrected. Refer to roll 25.

Roll #24

1 CR placard
2 Overall **#971, 972, 973**
3 Close-up **#971** spent shot shell on floor by Window 7
4 Close-up **#972** spent shot shell on floor by Window 7
5 Close-up **#973** spent shot shell, on floor by Window 7

6 Medium shot, blue bag of Bree Pasquale
7 Medium shot **#1021**, copper fragment by pillar on floor by Windows 6 and 7
8 Close-up **#1021** with scale
9 Close-up **#1021**
10 Close-up **#1021** with scale

11 Close-up **#1021**
12 Medium shot, blue backpack and books of Stephanie Salmon on Table 20
13 Medium shot, green backpack of Andrew Fair, on floor
14 Medium shot, green backpack of Nele Hall
15 Medium shot, books and backpack of Dan Steepleton, on floor

16 Medium shot, green backpack of Pat Ireland, on floor under Table 15

Roll #25

1 CR placard
2 Library office, (no flash)
3 Library office, south wall
4 Library office, student list
5 Re-photo **#1016** as **#1035**

6 Re-photo **#1017** as **#1038**
7 Re-photo **#1020** as **#1037**
8 Re-photo **#1021** as **#1036**
9 Re-photo **#1022** as **#1033**
10 Midrange, backpack of Heidi Johnson

11 Re-photo **#1023** as **#1034**
12 Midrange **#1041**, metal fragment by west window
13 Close-up, **#1041**
14 Close-up, **#1041** with scale

Roll #25, continued

15 Midrange, keys in blue chair

16 Re-photo **#1019** as **#1040**
17 Re-photo **#1018** as **#1039**
18 Midrange, **#1045**, metal fragment
19 Close-up, **#1045**
20 Close-up, **#1045** with scale

21 Midrange, **#1046**, metal fragment
22 Close-up, **#1046**, metal fragment
23 Close-up, **#1046**, metal fragment with scale
24 Midrange, **#1047**, holes in table
25 Midrange, **#1047**, holes in table

26 Close-up, evidence placard by **#1047**, glass fragment (mistake – refer to #28)
27 Same as #26
28 Close-up, **#1047**, holes in table
29 Close-up, **#1047**, holes in table with scale
30 Midrange, **#1047**, projectile holes

31 Copper fragment under micro-fiche printer, (no flash)
32 **#1048**, copper fragment under micro-fiche printer
33 Close-up, **#1048**
34 **#1048** with scale
35 Midrange, **#1049** and **1050**, metal fragments

36 Close-up, **#1049** and **1050**
37 **#1049** and **1050** with scale

Roll #26

1 CR placard
2 Close-up, **#1049, 1050** with scale
3 Midrange, **#1051**, copper fragment
4 Close-up, **#1051**
5 **#1051** with scale

6 **#1052**, metal fragment
7 Close-up, **#1052**
8 **#1052** with scale
9 Midrange, **#1057**, metal fragment

Roll #26, continued

10 Close-up, **#1057**

11 Close-up, **#1057**, with scale
12 Midrange, **#1053**, metal fragment
13 Close-up, **#1053**
14 Close-up, **#1053**, with scale
15 **#1058** and **1059**, silver-colored disc and blue rubber band

16 Close-up, **#1059**
17 **#1059** with scale
18 Close-up, **#1058**
19 **#1058** with scale
20 **#1054**, copper fragment

21 Close-up, **#1054**
22 **#1054** with scale
23 **#1055**, copper fragment
24 Close-up, **#1055**
25 **#1055** with scale

Roll #27

1 CR placard
2 **#1055** with scale
3 **#1056, 1061**, copper fragment and jewelry parts
4 Close-up, **#1056**
5 **#1056** with scale

6 Moderately close, **#1061**
7 Midrange, **#1044**, copper colored fragment
8 Close-up, **#1044**
9 Close-up, **#1044,** with scale
10 Midrange, **#1060**, shoe under chair

11 Midrange, **#1063**, duct tape on side of wicker basket (no flash)
12 Close-up, **#1063**
13 Close-up, **#1063** with scale
14 Midrange, **#985** duct tape and matches on shelf top
15 Close-up, **#985**

16 Close-up, **#985**

Roll #27, continued

17 Midrange, **#1064** ball cap with "B" between Body #11 and Body #12
18 Close-up, #1064
19 Midrange, **#1024, 1062** and **999** all on windowsill
20 Close-up, **#999**, copper-colored fragment

21 Close-up, **#999** with scale
22 Close-up, **#1062**, gray metal fragment (no flash)
23 **#1062**

Roll #28

1 CR placard
2 **#1062**, gray metal fragment with scale
3 Close-up, **#1062**
4 Close-up, **#1024**, gray metal fragment
5 **#1024** with scale

6 Midrange, **#1065, 1066, 1067**
7 Moderately close, **#1065**, black pants
8 Moderately close, **#1066**, empty ammunition belt pouch
9 Moderately close, **#1067**, full, 12 gauge ammunition belt pouch
10 Midrange, **#1070**, metal fragment

11 Close-up, **#1070**
12 Close-up, **#1070** with scale
13 Midrange, hole in computer desk behind Body #8 (no flash)
14 Midrange, hole in computer desk behind Body #8
15 Moderately close, hole in computer desk behind Body #8

16 Baseline
17 Baseline
18 Baseline
19 Baseline
20 Baseline

21 Baseline
22 Baseline
23 Baseline
24 Baseline

Roll #29

1 CR placard
2 Baseline
3 Baseline
4 Baseline
5 Baseline

6 Baseline
7 Baseline
8 Baseline
9 Baseline
10 Baseline

11 Baseline
12 Baseline
13 Baseline (no flash)
14 Baseline
15 **#1079**, knife (no flash)

16 **#1079**, knife
17 **#1079**, knife out of sheath from Body #11
18 **#1079**
19 **#1078**, knife in sheath from Body #12
20 **#1078**, knife out of sheath

21 **#1078**, knife out of sheath
22 **#1077**, knife in sheath, Body #12
23 **#1077**, knife and spikes out of sheath
24 **#1077**, knife and spikes out of sheath
25 **#1077**, knife and spikes out of sheath

Roll #30

1 CR placard
2 **#1076**, knife, lighter, round wooden item, matchbox strikers
3 **#1076**, knife, lighter, round wooden item, matchbox strikers
4 **#1074**, lamp shade in front of Window 4
5 **#1074**, lamp shade

6 **#1075, 1073**, metal fragments, Window 3
7 Close-up, **#1073**, metal fragments
8 Close-up, **#1073** with scale

Roll #30, continued

9 Close-up, **#1075**, metal fragments
10 Close-up, **#1075** with scale

11 **#1072**, chair in front of Window 4 (no flash)
12 **#1072**, chair
13 **#1072**, chair
14 **#1072**, chair
15 Midrange, **#1071**, shot shell wad on chair in front of Window 7

16 Close-up, **#1071**, shot shell wad
17 Midrange, **#1080**, 1081
18 **#1080**, wood chair fragment, near Table 17
19 **#1080**, wood chair fragment with scale
20 **#1081**, metal fragment between Tables 16 and 17

21 **#1081**, metal fragment with scale
22 Midrange, **#1083, 1084, 1085, 1086, 1087, 1088, 1089**, Row 5
23 Midrange, **#1083, 1084, 1085, 1086, 1087, 1088, 1089**
24 Midrange, **#1090**, metal fragment, Row 5

Roll #31

1 CR placard
2 **#1093**, rifle magazine
3 **#1094**, 00 Buck shotgun ammunition, 1 round
4 **#1095**, shot shell
5 **#1096**, live round 9mm

6 **#1097**, 2 magazines
7 **#1098**, ammunition pouch
8 **#1099**, ammunition pouch with shotgun ammunition
9 **#1100**, 2 matchbox strikers
10 **#1101**, ammunition belt with ammunition (shotgun)
11 **#1102**, ammunition pouch
12 **#1080**, physical match – wood piece with chair between computer tables
13 **#1080**, physical match – wood chair fragment with scale
14 Close-up, **#1082**, gray metal fragment in book "Deep Song"
15 Close-up, **#1082**, 1st gray metal fragment (removed)

16 **#1082**, 2nd gray metal fragment

Roll #31, continued

17 **#1082**, 3rd gray metal fragment
18 **#1082**, 4th gray metal fragment
19 Close-up, **#1083**, gray metal fragment in book "Emma", Row 5
20 Close-up, **#1083**, gray metal fragment (removed) from book "Emma", Row 5

21 **#1084** (no flash)
22 Close-up, **#1084**, metal fragment, Row 5
23 Close-up, **#1084**, metal fragment with scale, Row 5
24 Close-up, **#1085**, metal fragment, Row 5
25 Close-up, **#1085**, metal fragment with scale, Row 5

Roll #32

1 CR placard
2 **#1086**, metal fragment by nut on bookshelf, west of Row 5
3 **#1086**, metal fragment with scale
4 **#1087,** impact sites on base of Row 5, west side of bookshelf
5 **#1088**, Book "W.R. Leigh" with metal fragment, Row 5, west side of bookshelf

6 **#1088,** fragment, back of book
7 **#1088**, fragment in back cover of book
8 **#1088**, fragment
9 **#1088**
10 **#1088**

11 **#1089**, "Vivian" book, fragment in inside cover
12 **#1089**, "Vivian" book, fragment in inside cover
13 Midrange, **#1104**, 3 fragments in cafeteria Window 3 hollow frame (below library Window 3)
14 Close-up, **#1104**, 3 fragments
15 Close-up, **#1104,** 3 fragments

16 Close-up, **#1104**, 3 fragments
17 Close-up, **#1104,** 3 fragments
18 **#1104** at floor seam (lowest point)
19 **#1104**, metal fragment under Window 3, cafeteria, west wall
20 **#1104**, metal fragment under Window 3, cafeteria, west wall

21 Midrange, **#993**, gray metal fragment under chair by Table 15

Roll #32, continued

22 Close-up, **#993**
23 **#993**, with scale
24 Midrange, **#1102, 1122**, Table 15
25 Moderately close, **#1120**, shot shell wad in Dan Steepleton's backpack

Roll #33

1 CR placard
2 Moderately close, **#1120**, shot shell wad, Table 15
3 Close-up, **#1122**, gray metal pellet, Table 15
4 Close-up, **#1122** with scale, Table 15
5 Midrange, **#1105**, spent cartridge case, near Body #12

6 Close-up, **#1105**, near Body #12
7 Close-up, **#1105**, with scale, near Body #12
8 Midrange, **#1107**, gray metal fragment near Bodies #11, 12
9 Close-up, **#1107**
10 Close-up, **#1107** with scale

11 **#1115**, blood on carpet by Body #11
12 **#1116**, blood on carpet by Body #12
13 Midrange, **#1118**, gray metal fragment on floor near Body #11
14 Close-up, **#1118**
15 Close-up, **#1118** with scale

16 Overall shot, **#1119**, 3 pieces of glass north of Table 15 – floor and chair
17 **#1117**, blood on carpet west of Row 6
18 Midrange, **#1106**, glass pieces on carpet east of Table 16
19 **#1106**, moderately close
20 **#1112**, blood on carpet, Body #9, under Table 19

21 **#1092**, gray metal fragment on carpet near west wall
22 Close-up, **#1092**
23 Close-up, **#1092** with scale
24 Overall shot, **#1113** and **1114**, blood sample on carpet under Table 16 by Bodies #6 and 7

Roll #34

1 CR placard
2 **#1110**, blood on carpet, Body #8
3 **#1111**, blood on carpet, east of Body #8
4 Overall shot, **#1110, 1111**
5 Midrange, **#1109**, blood on carpet by Body #10 (no flash)

6 Midrange, **#1109**
7 Close-up, **#1109**
8 Midrange, **#1103**, chair at south computer desk
9 Close-up, **#1103**, with upholstery
10 Close-up, **#1103**, uncovered

11 Close-up, **#1103**, copper jacketed fragment, uncovered, with scale
12 Midrange, **#1121**, metal fragment, Window 7
13 Close-up, **#1121**, metal fragment
14 Close-up, **#1121** with scale
15 Midrange, **#1068**, metal fragment west end of south computer desk

16 Close-up, **#1068**, metal fragment
17 Close-up, **#1068** with scale
18 Close-up, **#1090**, metal fragment, floor south of Row 5
19 Close-up, **#1090** with scale
20 Midrange, **#1123**, 1124, metal fragments, Window 6

21 Close-up, **#1124**, metal fragment
22 Close-up, **#1124**, metal fragment with scale
23 Close-up, **#1123**, metal fragment
24 Close-up, **#1123**, metal fragment with scale

Roll #35

1 CR placard
2 Midrange, **#1069**, metal fragment below Window 2
3 Close-up, **#1069**, metal fragment below Window 2
4 Close-up, **#1069**, metal fragment below Window 2, with scale
5 Midrange, **#1126**, metal fragment, Window 6

6 Close-up, **#1126**, metal fragment, Window 6
7 Close-up, **#1126**, metal fragment, with scale
8 Midrange, **#1125**, ball cap near Bodies #11, 12

Roll #35, continued

9 Close-up, **#1125**, ball cap near bodies #11, 12
10 Blood trail west of Row 6

11 Blood trail between Tables 18 and 19
12 Shot pattern north end of Window 3
13 Midrange, **#1131**, metal fragment between computers (south computer tables)
14 Close-up, **#1131**, metal fragment
15 Close-up, **#1131**, metal fragment with scale

16 **#1104**, Window 3, north windowsill with fragment damage
17 Overall, **#1108**, copper jacketed bullet
18 Midrange, **#1108**, copper jacketed bullet
19 Midrange, **#1133**, books, Row 6
20 Close-up, **#1133**, books, Row 6

21 Close-up, **#1133**, books with scale, Row 6
22 Midrange, **#1134** near Table 15, index cards with liquid
23 **#1132**, damage to Table 15, fragments in north side edge of table top
24 **#1132**, damage with scale

Roll #36

1 CR placard
2 **#1136**, new number for metal fragment **#1024**
3 **#1132**, holes in wood brace under Table 15
4 Close-up, **#1132** with scale, holes in wood brace under Table 15
5 Close-up, **#1132** with scale, holes in wood brace under Table 15

6 Overall shot, **#1132**
7 Midrange, damage to chair, southeast corner of Table 16
8 Close-up, damage to chair, southeast corner of Table 16
9 Close-up with scale, damage to chair, southeast corner of Table 16
10 Close-up with scale, damage to chair, southeast corner of Table 16

11 **#1140**, chair, northwest corner of Table 15
12 **#1140**, chair, northwest corner of Table 15
13 **#1140**, chair, northwest corner of Table 15 (no flash)

Roll #36, continued

14 **#1140**, metal fragment in chair, northwest corner of Table 15,
15 **#1140**, metal fragment with scale

16 Top of Rows 5 and 6 (no flash)
17 Top of Rows 5 and 6, **#1128** and **1129**
18 **#1130, 1135** and **1139**, top of Rows 5 and 6
19 Midrange, **#1127**, top of Row 5, metal fragment
20 Close-up, **#1127**

21 Close-up, **#1127** with scale
22 Close-up, **#1128**, top of Row 6, metal fragment
23 **#1128**, top of Row 6 with scale

Roll #37

1 CR placard
2 Close-up, **#1129**, metal fragment, top of Row 5
3 **#1129**, metal fragment, top of Row 5 with scale
4 Midrange, **#1135**, metal spheres on top of Row 6
5 Close-up, **#1135**, middle of south end of Row 6

6 Close-up, **#1135** with scale
7 South wall between Windows 11 and 12
8 Bottom of TV, south end of Row 6
9 South wall with book in Row 6
10 Close-up, **#1135**, metal fragments, south end of Row 6 (no flash)

11 Close-up, **#1135**, metal fragments, south end of Row 6
12 Close-up, **#1135**, metal fragments with scale, south end of Row 6
13 Close-up, **#1130**, metal fragment, top of Row 5
14 Close-up, **#1130**, metal fragment with scale, top of Row 5
15 **#1143,** hole under south computer table behind Body #8

16 **#1143**, hole, with scale, under south computer table behind #8
17 **#1143,** hole, with scale, under south computer table behind #8 and placard
18 Midrange, **#1143**, metal fragment and plastic wad under south computer table (through hole in table top)
19 Close-up, **#1143,** metal fragment under south computer table (through hole in table top)

Roll #37, continued

20 Southwest corner underneath south computer table by Body #8
21 Southwest corner underneath south computer table by Body #8
22 Southwest corner underneath south computer table by Body #8 next partition to east
23 **#1143**, metal fragment and plastic shot shell wad
24 **#1142**, CPU area #9, holes on boards and 1142 on floor (Body #10)

Roll #38

1 CR placard
2 North wall with scale under computer station #7, **#1142** and holes
3 West wall with scale under station #7
4 Midrange, 2 holes and 2 indentations
5 (no flash)

6 Close-up, **#1142**, two copper-colored metal pieces/"pellets"
7 Midrange, **#1144**, plastic shot wad in chair back
8 Close-up, **#1144**
9 Close-up, **#1144** with ID
10 Midrange, **#1145**

11 **#1145**, gray metal fragment/pellet in right side chair back
12 Midrange, **#1139**, sill of Window 12, three metal pellets
13 Close-up **#1139** with scale, 1 metal fragment
14 Close-up, **#1139** with scale, 2 metal fragments
15 Close-up, gray colored pellet connected with hole in photos #2-4 (midrange)

16 Close-up, **#1147**
17 **#1146**, duplicate **#1121**, metal fragment, shelf below Window 7
18 Midrange, **#1138**, metal fragment, floor east side of Row 6
19 Close-up, **#1138**
20 Close-up, **#1138** with scale

21 Midrange, **#1150**, metal fragment, floor east of Table 20
22 Close-up, **#1150**
23 Close-up, **#1150** with scale
24 Midrange, **#1148** and **1149**, metal fragments in front of Window 7

Roll #39

1 CR placard
2 Close-up, **#1148**, metal fragment in front of Window 7
3 Close-up, **#1148** with scale, metal fragment in front of Window 7
4 Close-up, **#1149**, metal fragment in front of Window 7
5 Close-up, **#1149**, with scale, metal fragment in front of Window 7

6 Overall shot, **#1152**, magazine rack, north wall
7 **#1152,** magazine rack, north wall, from west
8 **#1153**, metal fragments under Window 5
9 **#1072**, chair back cushion after removal of metal fragments
10 **#1072** chair back cushion, with scale, after removal

11 **#1072**, chair back cushion, after removal and cover removed
12 Midrange, **#1151**, shot shell wad (no flash)
13 Midrange, **#1151**, shot shell wad
14 Close-up, **#1151**, shot sell wad
15 **#1141**, metal spheres on windowsill 11

16 Close-up, **#1141**, metal fragments and spheres on windowsill 11
17 **#1141**, metal fragment with scale
18 North end of Row 5
19 North end of Rows 5 and 6
20 North end of Rows 6 and 7 (no flash)

21 North end of Rows #6 and 7
22 Midrange, **#1137**, metal fragment, Row 5
23 Close-up, **#1137**, metal fragment, Row 5
24 Close-up, **#1137** with scale, metal fragment, Row 5

Roll #40

1 CR placard (says Roll #35 +1; should be #39 +1)
2 Pieces of skull on Row 6
3 Pieces of skull on Row 6
4 Midrange, **#1155, 1156, 1157, 1158, 1159**, Row 6
5 **#1155, 1156, 1157, 1158, 1159** (placard for 1155 moved for accuracy)

6 Close-up **#1155**, gray metal fragment
7 Close-up **#1155** with scale, gray metal fragment
8 Close-up **#1156**, gray metal fragment

Roll #40, continued

9 Close-up **#1156** with scale, gray metal fragment
10 Close-up, **#1157**, gray metal fragment

11 Close-up **#1157** with scale, gray metal fragment
12 Close-up **#1158**, gray metal fragment
13 Close-up **#1158** with scale, gray metal fragment
14 Close-up **#1159**, gray metal fragment
15 Close-up, **#1159** with scale, gray metal fragment

16 West wall under Window 6
17 **#1166**, hole in west wall under Window 6 (metal fragments)
18 Overall to midrange, **#1161, 1162, 1163**
19 **#1161**, metal fragment in book "Van Gogh's Diary", Row 6, (no flash)
20 Close-up, **#1161**, metal fragment

21 Close-up **#1161** with scale
22 Close-up, **#1162**, metal fragment in book "Grace" (no flash)
23 Close-up, **#1162**, metal fragment
24 Close-up, **#1162** with scale, metal fragment

Roll #41

1 CR placard (says 35 + 2; should be 39 + 2)
2 Tech lab entry door
3 **#1624**, Dell Optiplex GX1 CPU and Dell Monitor
4 **#1625, 1626**
5 **#1625**, Panasonic color video monitor "REB" (no flash)

6 **#1625**, Panasonic color video monitor "REB" with flash
7 Sony H1B VCR "VODKA" **#1626** with placard
8 Sony H1B VCR "VODKA" **#1626** without placard
9 Dell Optiplex GX1 CPUs, monitor, **#1622**, (no flash)
10 Dell Optiplex GX1 CPUs, monitor, **#1622** with flash

11 **#1167**, hole above Window 4 (no flash)
12 **#1167**, hole above Window 4
13 Close-up, **#1167**, hole above Window 4
14 Close-up, **#1167** with scale, hole above Window 4
15 **#1163**, metal fragment in book "Woody Guthrie", Row 5

Roll #41, continued

16 **#1163** with scale, metal fragment
17 **#1163** with scale, 2nd metal fragment
18 **#1163** with scale, 3rd metal fragment
19 Midrange, **#1164**, metal fragment on shelf, Row 6
20 Close-up, **#1164**, metal fragment

21 Close-up, **#1164**, metal fragment
22 Midrange, **#1160**, metal fragment
23 Close-up, **#1160**, metal fragment
24 Close-up, **#1160** with scale, metal fragment
25 Close-up, **#1160** with scale, metal fragment

Roll #42 **Note: The designation "(IX)" after a projectile hole number indicates the direction of travel is from inside the library out. The designation "(XI)" after a projectile hole number indicates the direction of travel is from outside the library in.**

1 CR placard
2 Close-up, **#1165**, metal fragment, Row 5
3 **#1165** with scale, metal fragment
4 Midrange, **#1154**, 2 metal fragments, Row 6
5 Close-up, **#1154**, 2 metal fragments, Row 6

6 Close-up, **#1154** with scale, metal fragment
7 Midrange, **#1168**
8 Close-up, **#1168**, 2 metal fragments, south wall under TV
9 Close-up, **#1168** with scale
10 Kitchen storeroom doorway (STOR), west of walk-in cooler

11 **#1628**, CPU in kitchen storeroom
12 Midrange, **#1175, 1176**, metal fragments, Row 6 west
13 Close-up, **#1175**
14 **#1175** with scale
15 Close-up, **#1176**

16 **#1176** with scale
17 Projectile hole, 2A (XI) below table
18 Projectile hole, 2A below table
19 Projectile hole, 2A above (no flash)
20 Projectile hole, 2A above table

Roll #42, continued

21 Projectile hole, *1A (XI) and 2B (XI) below
22 Close-up, projectile hole, 1A and 2B below
23 Projectile hole, #1A and 2B, side view
24 Projectile hole, 1B, 1C, 2C, 2D, 1D, or 2E, (all XI) overhead of strings

Roll #43 **Note: The designation "(IX)" after a projectile hole number indicates the direction of travel is from inside the library out. The designation "(XI)" after a projectile hole number indicates the direction of travel is from outside the library in.**

1 CR placard
2 Projectile hole, *1B, 2C, 2D, (all XI) side view
3 Projectile hole, 1B, 1C, 2C, 2D, front view
4 Projectile hole, 1C, 2D and (1D or 2E), (all XI) side view
5 Close-up (~ straight) projectile hole *10A, 10B, 10C, 10D (all I)

6 Projectile hole, 10A, 10B, 10C, 10D
7 Projectile hole, 10A, 10B, 10C, 10D

8 Projectile hole, 10B, 10D, above table
9 Projectile hole, 10B, 10D, looking east
10 Projectile hole, 10B, 10D, overhead view

11 Projectile hole, 10B, 10D, looking east (no flash)
12 Projectile hole, 10B, 10D, looking east
13 Projectile hole, 10B, 10D, looking east
14 Projectile hole, 10B, 10D, 50 mm from tripod toward holes along string
15 Projectile hole, 10B, 10D, 35 mm from tripod toward holes along string

16 Projectile hole, 10B, 10D, down on the tape measure at tripod
17 Projectile hole, 10B, 10D toward holes along string
18 Projectile hole, 10B, 10D toward holes along string
19 View of vertical tape measure against tripod
20 Midrange, projectile hole, 8 and 15

*with rods and/or strings for trajectory

Roll #43, continued

21 Window 4 – projectile holes 7, 8, 9, 10, 11, 12, 13 (all XI)
22 Body #8 trajectory – maximum height – unpainted dowel
23 Body #8 trajectory
24 Body #8 trajectory

Roll #44 **Note: The designation "(IX)" after a projectile hole number indicates the direction of travel is from inside the library out. The designation "(XI)" after a projectile hole number indicates the direction of travel is from outside the library in.**

1 CR placard
2 Body #8 trajectory viewed from floor - bottom of table
3 Body #8 trajectory viewed from floor - bottom of table
4 Projectile hole #15, chair
5 Firearm discharge #15 with scale, chair

6 Firearm discharge #15, straight in
7 Firearm discharge #15, slight angle
8 Firearm discharge #15, slight angle
9 Projectile holes #16, overhead with rods and strings for trajectory
10 Projectile hole #16, looking south

11 Projectile hole #16, looking south
12 Projectile hole #16, looking south above table
13 Projectile hole #16, south of table (chair)
14 Projectile hole #16, bookshelf impact and tree
15 Projectile hole #16, tree and impact on Window 1

16 Projectile holes. #13, 14, 17, 18 and 19, (all IX) Window 6
17 Projectile holes, #13, 14, 18
18 Projectile holes, #13, 14, 18, 19
19 Projectile holes, #13, 14, trajectory
20 Projectile holes, #13, 14, trajectory

21 Projectile holes, #13, 14, trajectory
22 Projectile holes, #13, 14, trajectory
23 Projectile holes, #13, 14, trajectory from bookshelves toward Window
24 Projectile holes, #13, 14, overhead

Roll #45 **Note: The designation "(IX)" after a projectile hole number indicates the direction of travel is from inside the library out. The designation "(XI)" after a projectile hole number indicates the direction of travel is from outside the library in.**

1 CR placard
2 Projectile #14 (XI) Window 4 upper
3 Projectile #14 Window 4 upper
4 Projectile #14 Window 4 upper
5 Projectile #14 Window 4 upper

6 Window 4, projectile holes #7, 8, 9, 10, 11, 12 and 13 (all XI)
7 Window 4, projectile holes #7, 8, 9, 10, 11, 12 and 13
8 Window 3, projectile hole #6 (XI)
9 Midrange, Window 2, projectile holes #4, 5 (XI)
10 Moderately close, Window 2, projectile holes #4, 5

11 Window 5, projectile holes #15, 16, 17, 18 and U1 (no flash)
12 Window 5, projectile holes #15, 16, 17, 18 (all XI) and U1
13 Window 5, upper and middle, projectile holes #15, 16, 18
14 Window 5, lower, projectile hole #17
15 Window 5, lower, projectile hole #U1

16 Window 6, upper and middle projectile holes #21, 22 (both XI)
17 Window 6, lower, projectile holes #19, 20 (both XI), and #14, 17, 18, 19 (all IX)
18 Window 7, middle, projectile hole #23 (XI)
19 Window 8, lower, projectile hole #24 (XI)
20 Table 19 with scale

21 Table 16 with scale
22 Table 19, brace under table top with scale
23 Aisle between Rows #5 and 6
24 South wall between Windows 11 and 12

Roll #46

1 CR placard
2 Row 6, around Body #12
3 Ceiling above Row 6
4 Row 6
5 Ceiling above Row 6

Roll #46, continued

6	Ceiling above Row 6
7	Midrange **#1177**, blood sample on chair
8	Close-up **#1177** with scale, blood sample on chair

Roll #47

1	CR placard
2	Table 19, from north to south, with blood on carpet
3	Bloodstains on carpet north of Table 19
4	Bloodstains on carpet north of Table 19
5	East bloodstain on carpet north of Table 19
6	West bloodstain on carpet north of Table 19
7	East bloodstain on carpet north of Table 19 with scale
8	East bloodstain on carpet north of Table 19 with scale
9	West bloodstain on carpet north of Table 19 with scale
10	Overall view of bloodstains on carpet
11	Close-up of east bloodstain on carpet with scale
12	Close-up of west bloodstain with scale
13	Bloodstains looking east to west
14	Bloodstains looking east to west
15	Bloodstains looking west to east
16	Gloved left hand beside east bloodstain
17	Gloved left hand covering east bloodstain
18	Gloved left hand beside east bloodstain
19	Gloved left hand beside east bloodstain
20	Gloved left hand beside east bloodstain
21	Gloved left hand beside west bloodstain
22	Gloved left hand covering west bloodstain
23	Gloved left hand beside west bloodstain
24	Gloved left hand beside west bloodstain
25	Gloved left hand beside west bloodstain
26	Overall view of Windows 3 and 4
27	Midrange view of Window 4 with firearm discharge #2
28	Close-up of firearm discharge 32
29	Midrange view of Window 3 with firearm discharge #3
30	Close-up of firearm discharge #3

Roll #47, continued

31 Overall view of Windows 1-4
32 Overall view of chair at southeast corner of Table 16 and tear in carpet
33 Midrange view of chair rung and tear in carpet
34 Dowel showing trajectory formed with carpet tear and holes in chair rung (possible west side interior firearm discharge #20)
35 Protractor showing approximate angle of elevation 20 degrees

36 Trajectory viewed from the north

Roll #48

1 CR placard
2 Proposed trajectory with rod positioned under Table 16
3 Same as above viewed from the west
4 Protractor showing approximate angle of 15 degrees
5 View under Table 16

6 View under Table 16
7 Windows 3 and 4
8 Windows 3 and 4

The following photographs were in the east side (Team One) of the library:

9 Chair 2A from behind
10 Chair 2A from front
11 Chair 2A from behind
12 Chair 2A right side
13 Close-up of right side of Chair 2A right side
14 Same as above with scale

Tom J. Griffin
Agent
CBI Denver
(Reporting)

Alan S. Hammond
Agent
CBI Denver
(Reporting)

Laura A. DeLong
Senior Lab Technician
Arapahoe County SO
(Reporting)

Richard Swanson
Agent
CBI Pueblo
(Reporting)

James R. Jennings
Forensic Photographer
Jefferson County SO
(Reporting)

Tom Acierno
Deputy
Jefferson County SO
(Reporting)

Peggy Rowlett
Detective
Wheat Ridge PD
(Reporting)

Steve Stalter
Deputy
Jefferson County SO
(Reporting)

Jennifer Savage
Deputy
Jefferson County SO
(Reporting)

Thomas Netwal
Agent-in-Charge
CBI Denver
(Reviewing)

TJG:tg 050399, Word: D99-333

Team Three

REPORT DATE January 7, 2000	COLORADO BUREAU OF INVESTIGATION REPORT OF INVESTIGATION	FILE P99-0453 D99-1333
TYPE OF REPORT Crime Scene	REPORT BY Agent James Crippin, Team Leader	AREA Jefferson County, CO
NATURE OF CASE Homicide		

CRIME SCENE REPORT FOR TEAM THREE

REQUESTING AGENCY:	Jefferson County Sheriffs Office, 200 Jefferson County Parkway Golden, CO 80401, 303-271-5626
REQUESTING OFFICER:	Lab Supervisor Chris Andrist
INVESTIGATING OFFICER:	Lab Supervisor Chris Andrist
DATE OF REQUEST:	April 20, 1999
DATE OF OFFENSE:	April 20, 1999
AGENCY CASE NUMBER:	99-7625
LOCATION OF SCENE:	Columbine High School, 6201 S. Pierce Street Jefferson County, CO 80165
VICTIM (DECEASED):	
SUSPECTS:	Dylan Klebold (DOB: 091181) Eric Harris (DOB: 040981)
WEATHER CONDITIONS:	Varied
EVIDENCE SEIZED BY:	Deputies Ralph Gallegos and Doug Moore Jefferson County Sheriff's Office
EVIDENCE IN CUSTODY OF:	Jefferson County Sheriff's Office
REMARKS:	On April 20, 1999, crime scene personnel from various law

enforcement agencies were assigned to assist with the processing of a crime scene at Columbine High School, located in Jefferson County, Colorado.

Upon arrival at the Command Post located on Pierce Street by Clement Park, crime scene personnel were informed that the bomb squads of various agencies were in the process of clearing the school and the parking lot of explosive devices. At approximately 11:30 p.m., all crime scene personnel were instructed that processing of the scene would not start until the bomb squads had completed their activities; therefore, all crime scene personnel would report back to the command post on Wednesday, April 21, 1999 at 8:00 a.m.

ACTION TAKEN:

At 11:45 a.m. on April 21, 1999, Chris Andrist of the Jefferson County Sheriff's Office conducted a briefing for crime scene personnel. A plan was presented to divide the crime scene into specific areas and assign a team of four or five crime scene personnel to each area. A team leader was designated for each team.

Team Three consisted of the following personnel:
James Crippin, Colorado Bureau of Investigation, Team Leader
Cordell Brown, Colorado Bureau of Investigation
Scott Pratt, Colorado Bureau of Investigation
Diane Cloyd, Arapahoe County Sheriff's Office
Peggy Rowlett, Wheat Ridge Police Department
Ralph Gallegos, Jefferson County Sheriff's Office
Doug Moore, Jefferson County Sheriff's Office.

Team Three had been assigned to process the hallway running north to south in front of the library. Agent Crippin made the following team assignments:

- Scott Pratt – Crime Scene Sketch
- Peggy Rowlett - Crime Scene Sketch & Video
- Diane Cloyd – Photographer
- Cordell Brown – Photo Log Recorder
- Deputies Ralph Gallegos and Doug Moore (previously assigned as the evidence collection personnel for Team Three by Chris Andrist, Jefferson County Sheriff's Office) Evidence Custodians

Team Three members made an initial walk-through of the area at approximately 1:30 p.m. The initial impression of the hallway was that there had been two explosive devices that had detonated in

the area causing various areas of blast damage. Additionally, there was evidence of small arms being discharged in the area.

The processing of Team Three's area started at approximately 2:30 p.m. A closer inspection of the hallway was made and a plan of action developed. The hallway was divided into four sections and each section would be processed independently of the others. It was decided that overall photographs of the hallway would be taken and then the hallway would be video- taped. After these two things were done, the team personnel would walk the hallway and place evidence identification placards at items that would be collected as evidence. Team Three had been assigned #1200 through #1499 for evidence identification and collection. The hallway would then be sketched and measurements of any items to be collected as evidence would be noted. Team Three was later informed that a complete building sketch would be made by another agency and that they were not to reproduce this effort. The hallway would then be photographed and videotaped again with the evidence placards in place to show where the evidence to be collected was located. After this was done, the evidence would be collected.

After the hallway had been photographed and videotaped, the team members proceeded to identify possible items of evidence. Team Three identified 86 items of evidence that were to be collected. It was noted at this time that an explosive device had penetrated the wall into Team One's area. It was decided that Team Three would process two additional areas that had been originally assigned to Team One. Those areas were two rooms located off the north side of the main library room. Those rooms were processed after the hallway area was done.

Section #1 was the northernmost area while section #4 was the southernmost area. Sections #1, #2 and #3 measured 27 feet 5 inches in length and section #4 measured 28 feet in length. Sections #1, #2, #3 and #4 were separated by columns on the east side of the hallway that measured 30 inches wide by 21 inches deep. Opposite columns were noted separating #1 and #2 and #3 and #4 on the west side of the hallway. The column that would have been opposite the column separating section #2 and #3 was the main doorway into the library. Sections #1 and #4 each measured 16 feet 10 inches in width. Section #2 measured 16 feet 10 inches in width at the northern end and 23 feet 6 inches in width at the southern end. Section #3 measured 23 feet 6 inches in width at the northern end and 16 feet 10 inches in width at the southern end. The ceiling height in sections #1 through #4 was approximately 10 feet and the areas adjacent to the columns separating the individual sections was approximately 8 feet high.

Evidence from the floor areas in each section was removed first. Sections of the carpet where the devices had exploded were also removed. After the floor areas were cleared of evidence, attempts were made to collect any evidence that was located in the walls or ceilings.

- A section of wall above the lockers on the east side of section #1 approximately 55 inches from the column separating section #1 and #2 was removed in an attempt to recover possible shrapnel. A ceiling tile was also removed in this area in an attempt to recover possible shrapnel.
- Section #3 had an area of the carpet that showed blast damage. It was located 92 inches from the east wall, 201 inches from the west hallway wall and 111 inches from the corner of the elevator. This area was identified as item #1232 and a portion removed for analysis. Portions of the upper wall above the lockers on the east side of section #2 at the northernmost point, were removed in an attempt to locate pieces of possible shrapnel. Ceiling tiles were removed in the northernmost area of section #2 in an attempt to recover possible shrapnel that had passed through them. Several sections of the west wall were removed in an attempt to recover shrapnel. The initial walk-through had identified three separate areas of damage on the west wall of section #2 that had possibly been caused by shrapnel from the device that had detonated outside of the library entrance. Extensive damage was noted on this wall area. A section of wall was removed approximately 5 inches above the baseboard and 8 inches south of the left side of the elevator. A section of end cap (item #1226) was removed from the wall interior (Note – another section of the end cap had continued on through the opposite side of the wall causing damage in another room). A section of the west wall further south of the elevator had a partial explosive device (item #1240) imbedded in it. This appeared to be the device that had exploded in the area of the hallway in front of the library. The device had struck the wall approximately 6 inches above the baseboard. It had struck an inner structural support and did not penetrate the wall on the other side. Several casings were located by the elevator. Another section of wall on the west side of the hallway had shrapnel damage (item #1242) located 51 inches from the library entrance and 52 inches above the floor. The shrapnel penetrated the hallway wall, pierced an inner structural support and exited the back wall into a room just north of the main library area. There were several bullet holes on the north side of the column separating section #3 and section #4. There

were two small holes approximately 1 to 1 ½ feet from the floor and 1 large hole near the ceiling. The small holes looked like they could be 9mm and the large a shotgun slug. None looked like shrapnel holes. The opposite side of the column showed two holes down low and two large holes up high. It is thought that the shotgun slug split and caused the two upper holes. The holes were in a north to south direction. 9mm bullets and shotgun slug pieces were later recovered from the far south wall of the hallway by another team that could be traced back to these holes.

- Section #4 had an area that showed blast damage. It was identified as item #1261 and located 105 inches from the west hallway wall and 109 inches from the south edge of the column separating sections #3 and #4. A section of pipe (item #1263) was found against the west hallway wall and 100 inches from the west wall column. The west hallway wall had what appeared to be shrapnel damage (item #1280) approximately 16 inches above the floor and 106 inches from the west hallway wall column. Additionally the west wall above the southernmost bookcase had a single bullet hole in it approximately 1 to 1 ½ feet below the edge of the ceiling. The hole showed a east to west direction of travel and what ever had caused the hole had exited into the library through a comforter that was hanging on the east wall of the library above a bookcase. A 9mm bullet was later recovered by Team #1 in the ceiling of the east side of the library that had a trajectory indicating that it was from this hole. The opposite side of the hallway in section #4 (east side) was a wall composed of individual 3 foot by 3 foot glass panels. A blue plastic pager (item #1265) was found 44 inches from the east wall and 97 inches from the east hallway wall column. A green canvas bag containing several shotgun shells (item #1273) was located 7 inches from the east wall and 58 inches from the southernmost edge of section #4. One of the glass wall panels on the east side had been broken. This panel was located 156 inches from the east hallway wall column.

Sections #1, #2, #3 and #4 all had numerous pieces of grey duct tape, bits of carpet and large numbers of nails and shot pellets scattered throughout the floor areas.

Team Three personnel proceeded to the two rooms located just to the north of the main library area. The east room measured approximately 17 feet by 20 feet. It had doors located on the south, the west and the north walls. The west room measured approximately 20 feet by 19 feet. It had doors on the east, south and north sides. Both rooms were photographed and videotaped

prior to any evidence placards being put into place. After the evidence was identified and placards put into place, the rooms were again photographed and videotaped. The east wall of the easternmost room had two holes in it. Both holes had been caused by shrapnel penetrating them from the hallway wall on the other side. The southernmost hole corresponded with item #1242 and was further identified as item #1242A. It was located 55 inches above the floor and 12 inches from the south wall. A small piece of possible shrapnel was located on the opposite side of the room under a LCD projector. The northernmost hole corresponded with item #1226 and was further identified as item #1226A. It was located 7 inches above the floor and 18 inches from the north wall. A piece of pipe end cap (item #1226B) was located 59 inches from item #1226A. A spent shotgun shell (item #1285) was found 95 inches from item #1226A and 56 inches from the east wall. The west room had a TV set that had what appeared to be a bullet hole (item #1286) in the front of the picture tube. Fragments of a bullet were later recovered from inside of the television. The TV was located on a bench area in the approximate center of the room. An empty casing was found approximately 27 inches from the east wall and 33 inches from the north wall.

The processing of the library hallway and rooms north of the main library ended at approximately 8:45 p.m. on April 21, 1999.

Items collected from the hall included six spent 9mm cartridge cases, three spent Federal 12 gauge shot shells, two projectile fragments, three miscellaneous firearms-related items, and 49 pieces of explosive related evidence. In addition, two projectile fragments and one spent 9mm cartridge case were found in the AV room west of the hall.

James Crippin
Agent
CBI Pueblo
(reporting)

Cordell Brown
Agent
CBI Pueblo
(reporting)

Scott Pratt
Agent
CBI Denver
(reporting)

Peggy Rowlett
Crime Scene Investigator
Wheat Ridge Police Department
(reporting)

Diane Cloyd
Crime Scene Investigator
Arapahoe County Sheriff's Office
(reporting)

Ralph Gallegos
Deputy
Jefferson County Sheriff's Office
(reporting)

Doug Moore
Deputy
Jefferson County Sheriff's Office
(reporting)

Barie Goetz
Lead Agent
CBI Pueblo
(reviewing)

James Crippin
Agent
CBI Pueblo
(reporting)

Cordell Brown
Agent
CBI Pueblo
(reporting)

Scott Pratt
Agent
CBI Denver
(reporting)

Peggy Rowlett
Crime Scene Investigator
Wheat Ridge Police Department
(reporting)

Diane Cloyd
Crime Scene Investigator
Arapahoe County Sheriff's Office
(reporting)

Ralph Gallegos
Deputy
Jefferson County Sheriff's Office
(reporting)

Doug Moore
Deputy
Jefferson County Sheriff's Office
(reporting)

Barie Goetz
Lead Agent
CBI Pueblo
(reviewing)

Photolog

Team #3-Section 1

Roll #1

1 C. R. Board
2 Library hall – looking south
3 Library hall – looking south
4 Library hall – looking south
5 Library hall – looking south

6 Library hall – looking south
7 Library hall – looking south
8 Library hall – looking south
9 Library hall – looking south
10 Library hall – holes in ceiling

11 Library hall - close-up – ceiling
12 Library hall – network door
13 Library hall – mechanical and network doors
14 Library hall – mechanical door
15 Library hall – network door hole

16 Library hall – mechanical door hole
17 Library hall – debris on floor in front of network door
18 Library hall – debris on floor in front of network door
19 Library hall – debris on floor in front of network door
20 Library hall – debris on floor, scale, in front of network door

21 Library hall – north end, text books
22 Library hall – north end, text books
23 Library hall – text books
24 Library hall – text books, front
25 Library hall – text books, art

26 Art textbook, front
27 Library hall – north end, debris, looking north
28 Library hall – north end, debris, scale
29 Library hall – north end, debris, scale

Roll #1, continued

30 Library hall – north end, duct tape

31 Library hall – north end, duct tape, scale
32 Library hall – north end, duct tape, scale
33 Library hall – debris, overall
34 Library hall – holes above lockers
35 Library hall – ceiling tile

36 Library hall – ceiling tile, close-up
37 Library hall – dent above lockers

Roll #2

1 C. R. Board
2 Video 2 door
3 Video 2 door, close-up
4 Video 2 door, hall
5 Debris, fountain area, looking west

6 Debris, south of fountain
7 Hole above lockers and ceiling
8 Hole above lockers and ceiling, close-up
9 Debris, front of fountain, looking north
10 Black residue, archway – ceiling

11 Door next to elevator
12 Close-up, wall next to elevator
13 Close-up, wall next to elevator, looking west
14 Blast area – floor
15 Blast area – floor, close-up

16 Blast area – floor, looking east
17 Blast area – floor, debris, east of blast
18 Area in front of elevator
19 Ceiling in front of elevator – arch
20 Arch – dent, looking north

21 Cartridge cases, south of elevator
22 Cartridge cases, south of elevator, close-up
23 Blast – floor with scale, looking east
24 Blast in floor, scale, looking north

Roll #2, continued

25 Blast in floor, scale, overhead

26 Displaced ceiling tile, east side
27 East wall above lockers – holes
28 Ceiling tiles – lifted – above blast
29 Area north of library doors
30 Area north of library doors, holes in wall

31 Area north of library doors, hole (5' up)
32 Area north of library doors, hole (5' up)
33 Tape, floor – north of library door
34 Tape, floor – north of library door, close-up
35 Tape, floor – north of library door, scale

36 Pipe bomb in wall
37 Pipe bomb in wall

Roll #3

1 C. R. Board
2 Pipe bomb in west wall – north of library doors
3 Pipe bomb and debris on floor
4 Pipe bomb and debris on floor, scale
5 Debris behind north library door

6 Debris behind north library door, close-up
7 Debris behind north library door, floor
8 Debris behind north library door, with scale
9 Floor in front of library doors
10 Floor in front of library doors, with cartridge

11 Lockers and pillar across from library doors
12 Lockers and pillar across from library doors and floor
13 Floor and debris across from library door
14 Floor and debris across from library door, scale
15 Lockers at pillar in front of elevator

16 Lockers at pillar in front of elevator
17 Lockers at pillar in front of elevator – floor
18 Locker across from elevator
19 Locker across from elevator – pillar – hole

Roll #3, continued

20 Locker across from elevator – pillar – hole

21 Area above lockers – across from elevator
22 Area above lockers – across from elevator, close-up
23 Area above lockers – across from elevator, close-up
24 Debris on floor, south of library doors
25 Debris on floor, south of library doors

26 Light bulb – floor
27 Light bulb – floor, scale
28 Hole in arch, south of library door – north side
29 Hole in arch, south of library door, close-up
30 Shotgun shells – floor, south of library door

31 Shotgun shells – floor, south of library door
32 Debris by lockers
33 Holes in wall, north side of arch
34 Holes in wall, north side of arch, scale
35 Hole in north side of arch above lockers

36 Trophy case glass – blast
37 Trophy case, blast area and glass

Roll #4

1 C. R. Board
2 Blast area, trophy case
3 Gray mark – west pillar
4 Trophy case and blast area
5 Blast area, trophy case

6 Blast area, trophy case
7 Blast area, trophy case, scale, close-up
8 White stick in front of trophy case
9 White stick in front of trophy case
10 White stick in front of trophy case, scale

11 Debris, south of blast area
12 Pipe bomb, looking west (pink flag #16)
13 Pipe bomb, looking west
14 Pipe bomb, looking south
15 Pipe bomb, looking south, scale

Roll #4, continued

16 Pipe bomb, looking south, scale
17 Pipe bomb, looking south, scale
18 Pipe bomb, looking south, scale
19 Hole in west wall – pipe bomb impact
20 Hole in west wall – pipe bomb impact

21 Hole in west wall – pipe bomb impact
22 Looking east from trophy case
23 Looking east from trophy case
24 Broken glass above stairwell
25 Broken glass above stairwell

26 Strap – pager, north side of pillar
27 Bottom of pillar
28 Exit hole, arch – south of library door
29 Exit hole, arch, close-up
30 Holes - arch, south wall

31 Floor above stairs
32 Shot shell packet
33 Trophy case, south
34 Floor below south trophy case
35 South wall of hall

36 Pink flag – south hallway
37 Hole, south wall

Roll #5

1 C. R. Board
2 Shotgun shells and packet above stairs
3 Shotgun shells and packet above stairs
4 Shotgun shells and packet, close-up
5 Shotgun shells and packet, close-up

6 Shotgun shells and packet, close-up
7 Shotgun shells and packet, with scale
8 Shotgun shells and packet, looking north
9 Shotgun shells and packet, looking north
10 Southwest corner of hall

Roll #5, continued

11 West wall above trophy case (south)
12 Holes in poster between trophy case
13 Holes in poster between trophy case
14 Holes in poster between trophy case
15 Holes in poster between trophy case

16 Holes in poster between trophy case
17 Holes in poster between trophy case
18 Holes in poster between trophy case
19 Hall – looking north with number tags
20 Hall – looking north with number tags

21 Hall – looking south, with tags
22 Hall – looking south, with tags
23 North section of hall
24 North area of hall
25 North area of hall – east side

26 North area of hall – west side
27 North area of hall – center
28 North area of hall in front of mechanical door
29 North area approaching arch
30 North area by drinking fountain

31 North area under arch
32 North area wall and tags of arch
33 North of library doors – blast area
34 South of elevator doors, west wall
35 East side hall in front of elevator

36 West hall – south of elevator
37 Center of hall, north of library door

Roll #6

1 C. R. Board
2 Ceiling – south wall of arch, in front of elevator
3 East wall above locker, south of arch
4 Center of hall, north of library doors
5 East hall, north of library doors

6 Pipe bomb west wall, north of library doors

Roll #6, continued

7	North of library doors, west wall
8	Hole in column across from library door
9	Center of hall across from library doors
10	Front of library door
11	Front of library door
12	Center of hall, south of library door
13	Debris in front of lockers across from library
14	South of library doors, center of hall
15	South of library doors, center of hall
16	Shot shell
17	Hole in south arch
18	Blast in floor
19	Debris above stairs
20	Debris south of blast area
21	Debris in front of trophy case
22	Pipe bomb between trophy cases
23	Hole in poster
24	Holes in south side of arch above stairs
25	Debris in front of south trophy case
26	Debris above stairs
27	Shot shells and packet
28	Debris, center of hall in front of south trophy case
29	Debris under south trophy case
30	Debris, center of hall in front trophy case
31	Debris above stairs, east side of hall
32	Hole above south trophy case
33	Hole in south side of arch top
34	West wall, north of library doors
35	Back side **#1242** in Audio/Video (AV) room, north of library
36	Back side **#1242** with scale
37	Back side **#1240*** in AV room, under counter

*Correction: Back side of **#1240** in AV room is actually back side of **#1226**

Roll #7

1 C. R. Board
2 Back side of **#1240** in AV room, under counter
3 Back side of **#1240** in AV room, close-up
4 Back side of **#1240** in AV room, close-up
5 Back side of **#1240** in AV room

6 Back side of **#1240** with stack of shelves removed
7 Back side of **#1240** with stack of shelves removed
8 Back side of **#1240** with stack of shelves removed
9 Back side of **#1240** with stack of shelves removed, with scale
10 Shrapnel (**#1242** hole) that made hole in wall – flight path

11 **#1242** hole in AV room
12 Shrapnel on AV cart
13 Shrapnel on AV cart, with scale - **#1242A1**
14 Shrapnel on AV cart with scale
15 Shrapnel on AV cart with scale

16 Dents in cardboard box below **#1242** hole
17 Same as above with scale
18 Tech lab, north of library, overview
19 Tech lab, north of library, overview
20 Tech lab, north of library, overview

21 Tech lab, north of library, overview
22 Tech lab, north of library, overview
23 Tech lab, north of library, overview
24 Tech lab, north of library, overview
25 Tech lab, overview

26 Tech lab, overview
27 Cartridge case in front of refrigerator
28 Cartridge case in front of refrigerator
29 Back side of tech lab
30 Tech lab

31 Tech lab
32 Tech lab
33 Tech lab
34 Tech lab
35 Tech lab

Roll #7, continued

36 Hole in TV – tech lab
37 Cartridge case, scale – in front of refrigerator

Roll #8

1 C. R. Board
2 Hole **#1226** from hall after hole sawed in wall
3 Hole **#1226** from hall after hole sawed in wall
4 Hole **#1226** from hall after hole sawed in wall
5 Hole **#1226** from hall after hole sawed in wall

6 Hole **#1242** from hall after hole sawed in wall
7 Hole **#1242** from hall after hole sawed in wall
8 Hole **#1242** from hall after hole sawed in wall
9 Hole **#1242** from hall after hole sawed in wall
10 Hole **#1242** from hall after hole sawed in wall

11 Hole **#1242** - hole in aluminum stud
12 Hole **#1242** – hole in aluminum stud
13 Dent – steel lockers **#1247**, after removal of mop board
14 Dent – steel lockers **#1247**
15 Dent – steel lockers **#1247**

16 Dent – steel lockers **#1247**, with scale
17 Pipe fragment from **#1247** embedded in bottom of locker
18 Pipe fragment from **#1247**
19 Pipe fragment from **#1247**
20 Pipe fragment and dent

21 Pipe fragment and dent
22 Pipe fragment with scale, **#1247**
23 AV room from library door, looking north
24 AV room from library door, looking north
25 AV room from library door

26 AV room from library door
27 AV room from library door
28 AV room from library door, shotgun shell
29 AV room, shotgun shell, **#1285**
30 AV room, looking east

Roll #8, continued

31 AV room, looking southeast
32 AV room, looking southeast
33 AV room, looking west
34 AV room, from tech lab, looking west
35 AV room, from tech lab, looking north hall (poster room)

36 Looking into tech room
37 AV room

Roll #9

1 C. R. Board
2 Tech room, TV **#1286**
3 Tech room, TV **#1286** with scale
4 Tech room, cartridge case
5 Tech room, cartridge case

6 Tech room, cartridge case with scale
7 AV room, one-half of end cap, **#1226b**
8 AV room, one-half of end cap, **#1226b**
9 AV room, one-half of end cap, **#1226b**
10 AV room, one-half of end cap, **#1226b**, with scale

11 AV room, one-half of end cap, **#1226b**, with scale
12 Bullet from TV, tech lab, **#1286**
13 Bullet from TV, tech lab, **#1286**
14 Bullet from TV, tech lab, **#1286**, with scale
15 Bullet hole **#1281** exit in east library wall

16 Bullet hole **#1281** exit and ricochet in library ceiling
17 Closer view of bullet hole **#1281** in quilt

End of entries for this section

Team #3A-Section 2

Roll #1A

1 Photo placard
2 Photo placard
3 South side, main cafeteria
4 Middle, main cafeteria
5 North cafeteria

6 North cafeteria
7 Pipe bomb bottom of stairs – main
8 Medium range – pipe bomb
9 Trophy cases, east side of cafeteria
10 Tables, east end

11 Burn area on floor, east side
12 Burned jacket – northeast corner
13 Close-up of 12
14 North hallway – northeast corner
15 North hallway – northeast corner with bullet (live round)

16 North hallway – northeast corner with bullet (live round), close-up
17 Elevator, north hallway
18 Elevator, north hallway
19 Elevator, ceiling
20 From north to south, cafeteria

21 From northeast to west toward kitchen
22 From northeast to center, cafeteria
23 From northeast to west
24 From northeast corner to west
25 From northeast to central

26 From northeast to south
27 Second row from east – tables, north end
28 Second row from east – tables, central
29 Second row from east – tables, central
30 Second row from east – tables, south end

31 Second row from east – tables, south table
32 Third row tables, from east, south end
33 Third row tables, from east, central

Roll #1a, continued

34 Third row tables, from east, central
35 Third row tables, from east, central/north

36 Third row tables, from east, north
37 Third row tables, from east , north

Roll #2A

1 Placard
2 Row 2 tables – north (tables, rows from east to west)
3 Row 3-4, tables, north end
4 Row 3-4, tables/floor area, north end
5 Ceiling, north end

6 Ceiling, north end
7 Ceiling, north end
8 Row 4, tables, north end
9 Row 4, tables, central
10 Row 4, tables, central

11 Row 4, tables, south end
12 Row 4, tables, south central
13 Row 4, tables, central
14 Row 5, tables, south
15 Row 5, tables, central

16 Row 5, tables, central
17 Row 5, tables, central
18 Red tape on floor – Row 5, central
19 Red tape on floor – Row 5, central, close-up
20 Row 5, tables, north

21 Close-up, burned pack
22 Chairs next to burned pack
23 Row 5, tables, north end
24 Row 5, tables, north
25 Row 5, tables, north

26 Close-up, propane canister, Row 5 and clock
27 Row 5, north, tables
28 Row 6, north, tables
29 Row 6, north, tables

Roll #2A, continued

30 Row 6, north, tables and floor
31 Row 5, floor – gas can, tank and timer
32 Row 5, floor – tank - backpack
33 Row 6, center, tables
34 Row 6, table and explosives on floor
35 Row 6, table and explosives on floor

36 Row 6, table and explosives on floor
37 Row 6, floor, packs

Roll #3A

1 Placard
2 Row 6, central
3 Row 6, floor with battery
4 Row 6, floor with battery
5 Row 6, central, tables

6 Row 6, chicken
7 Row 6, chicken, close-up
8 Row 6, table, south
9 Row 6, floor area
10 Row 6, tables, south

11 Row 6, table, south
12 Row 6, table by door, south
13 Row 7, tables, south
14 Row 7, tables, central
15 Row 7, floor, central

16 Row 7, tables, central
17 Row 7, tables, central
18 Row 7, north, central
19 Rows 6 and 7, floor
20 Close-up of pipe bomb in rows 6 and 7, floor

21 Row 7, tables, central
22 Row 7, tables, central
23 Row 7, propane tank on floor
24 Row 7, tables, north
25 Row 7, propane tank

Roll #3A, continued

26 Row 7, tables and floor, north
27 Row 7, close-up of debris on floor
28 Row 7, north end
29 Row 7, north
30 Row 8, north end

31 Row 8, north end
32 Row 8, tables/floor, north, central
33 Row 8, tables, central
34 Row 8, floor under tables, central
35 Row 8, tables, central

36 Row 8, tables, center, south
37 Row 8, tables, south

Roll #4A

1 Placard
2 Row 8, table, south
3 Row 9, south end
4 Row 9, table, south
5 Row 9, floor, south

6 Row 9, tables, central
7 Row 9, tables, central
8 Row 9, tables, central
9 Row 9, floor, north, central
10 Row 9, tables, north

11 Row 9, tables, north
12 Row 9, tables, north
13 Row 9, floor, north
14 Kitchen – end
15 Row 10, tables at northwest corner of cafeteria

16 Vending machine area – northwest corner
17 Northwest corner, main
18 Northwest, with broken windows
19 Floor, northwest corner
20 Floor, northwest corner

21 Floor, northwest corner with door

Roll #4A, *continued*

22 Row 10, tables and floor area
23 Row 10, tables and floor area
24 Row 10, tables at northwest corner
25 Two windows, northwest corner

26 Distance photo, northwest corner facing south
27 Distance photo, northwest facing southeast
28 Distance photo, northwest facing southeast
29 Distance photo, northwest facing southeast
30 Distance photo, northwest facing east

31 Distance photo, northwest facing east
32 Center ceiling
33 Kitchen
34 Plastic bottle of kerosene and can of Coleman Fuel
35 Plastic bottle of kerosene and can of Coleman Fuel, close-up

36 Kitchen
37 Kitchen door on northeast corner

Roll #5A

1 Placard
2 Third door from west end – south side of cafeteria, with broken glass
3 Third door from west end – south side of cafeteria, with broken glass, close-up
4 Distance photo – southwest corner to north
5 Distance photo – southwest to north

6 Distance photo – southwest to northeast
7 Distance photo – southwest to northeast
8 Distance photo – southwest to northeast
9 Distance photo – southwest to east
10 Distance photo – southwest to east

11 Distance photo – southwest to east
12 Kitchen, east side, interior
13 Kitchen, east side, interior
14 Kitchen, east side, interior
15 Kitchen, front

Roll #5A, continued

16 Kitchen, front
17 Kitchen, front
18 Kitchen, toward north end
19 Kitchen, toward north end
20 Kitchen, toward north end

21 Kitchen, toward north end
22 Grill in center kitchen
23 Grill
24 Northeast corner of kitchen
25 North end of kitchen

26 North end of kitchen
27 Bread area – north, kitchen
28 North end, kitchen
29 Black leather jacket, floor
30 North, kitchen into office

31 Black leather jacket
32 Black leather jacket, close-up
33 Black leather jacket, close-up
34 Kitchen bathroom
35 Kitchen, office/storeroom, north end

36 Kitchen
37 Kitchen

Roll #6A

1 Placard
2 Kitchen office/storeroom
3 Kitchen office/storeroom
4 South into kitchen
5 Kitchen, behind office door

6 Door with damage (door to laundry)
7 Door with damage (door to laundry), close-up
8 Laundry room for kitchen
9 Ceiling in laundry of kitchen
10 Floor in laundry of kitchen

11 Close-up of slug on floor of laundry

Roll #6A, continued

12 Bathroom in kitchen
13 Bathroom in kitchen
14 Bathroom upper wall
15 Bathroom ceiling

16 Southeast corner of bathroom in kitchen
17 Center, kitchen area facing south
18 Center, kitchen area facing south
19 Ball cap under kitchen ovens
20 Ball cap under kitchen ovens

21 Center, kitchen area
22 South from kitchen into cafe
23 Center, front kitchen area
24 Black debris on floor, center, kitchen
25 Facing west into vending area

26 Center front kitchen behind food cart
27 Center, close-up of floor behind 26
28 Center, close-up with pencil and possible duct tape
29 West end of kitchen
30 West front end of kitchen floor with nails

31 Close-up of west end of kitchen floor with nails
32 From kitchen into west vending area
33 From west vending area into kitchen
34 From vending area into faculty lounge
35 From vending area into faculty lounge

36 From vending area into faculty lounge
37 From vending area into faculty lounge

Roll #7A

1 Placard
2 Table E (southeast corner, cafeteria)
3 Area 1, placard on floor for bomb fragment – item **#4099**
4 **#4098**, pipe bomb
5 Table T

6 Table T
7 Table T

Roll #7A, continued

8	Table T
9	Table T
10	Table T
11	Table T
12	Table T
13	Table T
14	Table T
15	Table T
16	Table T
17	Table U
18	Table U
19	Table U
20	Table U
21	Table U
22	Table V
23	Table V
24	Table V
25	Table V
26	Table V
27	Table V
28	Table V
29	Table V
30	Table V
31	Table V
32	Table S
33	Table S
34	Table S
35	Tables S and F
36	Table F
37	Table F

Roll #8A

1	Placard
2	Table F
3	Table F

Roll #8A, continued

4 Table F
5 Table F

6 Table F
7 Table F
8 Table F
9 Table F
10 Table F

11 Table G
12 Table G
13 Table G – fragment **#4199**
14 Table R
15 Table R

16 Table R
17 Table R
18 Table W
19 Table W
20 Table W

21 Fragment **#4263**
22 Backpacks on floor – Table W
23 Red piece of cloth **#4265**
24 Table W
25 Table W – bomb fragment **#4262**

26 Table W
27 Table W
28 **#4206**, bomb debris
29 Table W and Q
30 Table H

31 Table H
32 Table H
33 Table H
34 **#4123**, debris
35 Table H

36 **#4183**, debris
37 **#4124**, debris

Roll #9A

1 Placard
2 Table H
3 **#4125**, tape
4 **#4126**, door by H
5 Table Q

6 **#4196**, red cloth
7 Table Q
8 Table Q
9 Table X
10 Table X

11 Table X
12 Table X
13 Table X
14 Table X
15 Table Y

16 **#4269**, battery
17 **#4180**, table Y, jacket
18 **#4184**, table P, backpack
19 Table P
20 Table P

21 Table P
22 Table P
23 Table P
24 Table I
25 Table I

26 Table I
27 Table I
28 Table I
29 Table I
30 Table I

31 Table I
32 Table J
33 Table J
34 Table J
35 Table J

Roll #9A, continued

36 **#4177**, pipe; **#4176** pack
37 Table Y

Roll #10A

1 Placard
2 Table Y
3 Table Q
4 **#4421**, paper bag with "Rachel"
5 Table FF

6 **#4363**, bomb component
7 Table FF
8 Table FF
9 **#4315, #4316**, Table FF
10 **#4306, #4303**, bomb components

11 **#4306, #4303**, bomb components
12 Table FF
13 **#4307**, Table FF
14 **#4312, #4308, #4313, #4314**, Table FF
15 **#4308**

16 **#4308** – powder sticks
17 Table QQ
18 Table QQ
19 Table QQ
20 Table QQ

21 **#4416**, Table QQ
22 Table QQ
23 Table QQ
24 Table AAA
25 Table AAA

26 Table AAA
27 Table AAA
28 Table ZZ
29 Table ZZ
30 **#4477**, fragment, Table ZZ

31 Table RR

Roll #10A, continued

32 **#4429**, propane cylinder
33 Table EE and RR, packs on floor
34 Table RR
35 Table RR

36 Table RR
37 Table YY

Roll #11A

1 Placard
2 Table YY
3 Table XX
4 Table XX
5 Table XX

6 Table XX
7 Table XX
8 Table XX
9 Table XX
10 Table WW

11 Table WW, **#4468**, fragment
12 Table WW, **#4470**, fragment
13 Table WW
14 **#4465**, fragment
15 **#4465**, close-up

16 **#4467**, window, northwest corner cafeteria
17 **#4479**, door – bullet hole
18 **#4466**, backpack
19 **#4464**, west window – bullet hole, west wall, cafeteria
20 **#4463**, **4462** – bullet holes, west wall, cafeteria

21 **#4463**, bullet fragment
22 Table VV
23 Table VV
24 Table VV
25 Table UU

26 Table UU
27 Table UU

Roll #11A, continued

28 Table UU
29 Table UU
30 Table TT – top

31 Table TT, **#4444**
32 Table TT
33 Table TT
34 Table CC – top
35 Table CC, floor, **#4281**

36 Table CC, **#4282, 4283**
37 Table SS – top

Roll #12A

1 Placard
2 Table SS
3 Table SS
4 Table SS
5 Table SS, floor

6 Table SS, floor
7 Table RR, **#4431**, propane tank
8 Table RR, **#4431**, propane tank
9 Table SS
10 Table EEE

11 **#4507**, high school I.D. of Adam Kyler
12 Table EEE
13 Table EEE
14 Table EEE
15 Table MM – top

16 Table MM
17 Table MM
18 Table JJ
19 Table JJ
20 Table JJ

21 Table JJ
22 Table JJ
23 Table KK - top

Roll #12A

24 Table KK
25 Table KK

26 Table KK
27 Table KK
28 Table LL – top
29 Table LL, floor
30 Table LL, floor

31 Table LL, floor
32 Table LL, floor
33 Cafeteria, ceiling
34 **#4514**, red piece of fabric
35 Close-up of **#4514**

36 Close-up of **#4514**
37 Close-up of **#4514** with scale

Roll #13A

1 Placard
2 FFF and **#4515**, casing
3 **#4515**, casing
4 **#4470**, fragment
5 **#4468**, red cloth

6 **#4469**, bullet hole in north wall east of teachers lounge
7 **#4469** and fire extinguisher with bullet impact point – north wall west of kitchen
8 **#4469** and fire extinguisher with bullet impact point – north wall west of kitchen
9 **#4516** – bullet fragment
10 **#4518, 4519** – kerosene and fuel containers

11 **#4517**, bomb fragment
12 **#4520**, glasses
13 **#4512**, fragment
14 **#4513**, coat
15 **#4521**, fragment

16 **#4480**, window in faculty lounge with broken glass
17 **#4480**, window in faculty lounge with broken glass

End of entries for this section.

Type of Report	Agent	Date	File Numbers: P99-0453	Page
Crime Scene	Jamie B. Crippin	11/5/99	D99-1333	33

Photolog

Team 3B-Section 3

Roll #1B

1 Stage – auditorium, left
2 Stage – auditorium, left center
3 Stage – auditorium, center
4 Stage, auditorium, front
5 Stage, auditorium, overall

6 C.R. Card
7 Cafeteria, Area II, stairs and south entry
8 Cafeteria, Area II, looking south
9 Cafeteria, Area II, center
10 Cafeteria, stairs and center

11 Cafeteria, stairs, looking northeast
12 Cafeteria, stairs, southeast
13 Area II, vending machine
14 Area II, south wall, southeast area
15 Area II, looking north with stairs

16 Area II, looking Northeast to auditorium entry and restroom
17 Area II, east side looking into Area III
18 Area II, looking into Area I from south wall
19 Area II, looking into west side
20 Area II, south and west from Auditorium doorway

21 Area II, southeast area from auditorium
22 Area III, looking east from Area II
23 Area III, looking east from Area II
24 Area III from Area II, east-west hall
25 Area III, south-north hall (West hall) looking south

26 Area III, south-north hall (West hall) looking south
27 Area III, middle hall, looking south
28 Area III, east hall, looking south
29 Area II, looking into snack stand
30 Area II, looking into snack stand

31 Area II, looking into snack stand

Roll #1B, continued

32 Area II, south entry doors, west windows
33 East ledge, south entrance cafeteria
34 West ledge, south entrance cafeteria
35 West ledge, south entrance cafeteria

36 West ledge, south entrance cafeteria
37 West ledge, south entrance cafeteria

Roll #2B

1 C.R. Card
2 Table B, cafeteria, Area II
3 North of Table B
4 Table C
5 Table C

6 Table D
7 Table D
8 North of Table D
9 Stairs, bottom landing, looking north
10 Stairs, middle flight, looking east

11 Stairs, top flight
12 Hall above stairs
13 Top of stairs, looking northwest
14 Middle landing, looking southwest
15 Backpacks under stairs, looking east

16 Backpacks under stairs, looking north
17 Backpacks, under stairs, looking north
18 Center area of Area II, looking southeast to Area III
19 Area II, looking east to Area III
20 Holes, south wall, Area II

21 Vending cart, Area II
22 Hall, Area III, looking east
23 Hall, Area III, looking east, business hall
24 Business room – 5, looking north – wall
25 Business room – 5, north wall

Roll #3B

1 C.R. Card
2 Area III, north wall – damage and pipe bomb, Business Room 5
3 Area III, Business Room 6 doorway, bomb debris
4 Area III – hall, east/southeast hall
5 Area III, Foreign Language Wing, northeast corner

6 Area III, Business Room 1 – lunch deposit bags
7 Area II – east wall, south doors
8 Area I, southwest corner
9 Area II, Table B, looking north
10 Area II, between Tables C and D, looking west

11 Area II, north, Table D
12 Area II, north end, adjacent to Area I
13 Area II, in front of snack cart
14 Area II, under stairs, **#4078**, end cap
15 Area II, soot on floor toward Area III

16 Area II, from stairs toward south door
17 Area II, bomb damage
18 Area II, **#4064**, stairs
19 Stairs to hall between trophy cases
20 Area II, **#4042**, close-up

21 Area II, **#4041**, close-up
22 Area II, **#4033**, close-up
23 Area II, **#4046**, close-up
24 Area II, **#4088**, close-up – bullet fragment

Roll #4B

1 C.R. Card
2 Area I, southwest corner, west of Table K and Table K
3 Area I, Table L
4 West of Table M, Area I
5 Table M, Area I

6 Table BB
7 Table CC
8 Table AA
9 Table Z
10 Table O, looking southeast

Roll #4B, continued

11 Table O, looking northwest
12 Table DD
13 Table EE
14 Table EE
15 North of Table EE

16 Top of Table EE
17 Northeast of Table EE from northeast
18 Table BBB
19 Table PP – north side
20 Table PP – north side (poor exposure)

21 Table PP – north side
22 Table PP – north side
23 Table PP – north side
24 Table PP – north side, **#4413** (poor exposure)
25 Table PP – north side, **#4413**

Roll #5B

1 C.R. Card
2 North to elevator, **#4382**, hall to elevator
3 Table PP - **#4404**
4 Table PP **#4403**
5 Table PP – north side

6 Table PP - **#4412** - mechanism
7 Table PP, **#4402, 4403**
8 Table GG
9 Table GG, **#4325**
10 Table GG, south side

11 Table HH
12 Table GG, **#4325**
13 Table OO
14 Table CCC
15 Table DDD

16 Table DDD
17 Table DDD
18 Table DDD
19 Table NN

Roll #5B, continued

20	Table II
21	Table II
22	Table II
23	Table II
24	Table I

Roll #6B

1	C.R. Card
2	Table II
3	Table II
4	Table II
5	Table V
6	Table FFF
7	Table FFF
8	Table FFF
9	Table FFF
10	Table FFF, cartridge case in rice
11	Hall to elevator, **#4382**
12	Bullet jacket west of Table XX
13	Bullet jacket west of Table XX
14	Bullet jacket west of Table XX
15	South entry, cafeteria with tables and chairs removed
16	South entry, cafeteria with tables and chairs removed
17	South entry, cafeteria with tables and chairs removed
18	South entry, cafeteria with tables and chairs removed

End of entries for this section

Team #3-Section 4

4/23/99

Roll #1A

1 C. R. Board
2 "Chip" stand at northeast end of cafeteria – heat damage
3 "Chip" stand at northeast end of cafeteria – heat damage
4 **#4522** table top DDD with wallet
5 **#4522** wallet

6 Close-up of driver's license
7 Table HH – top
8 **#4523** on HH – notebook, name "Brock Rembold"
9 **#4524**, notebook with name "Kelcy Fowler", Table HH
10 **#4524**

11 **#4525**, note paper with name
12 **#4525**, close-up of 11, name "Andy Perlman", Table HH
13 Table 00, **#4526**, book with name "McCoy, Kathy"
14 Close-up of **#4526**
15 Custodial room

16 Custodial room **#4528**
17 Custodial room **#4528**
18 Camera location in northeast corner of cafeteria
19 Camera location in northwest corner of cafeteria
20 Camera location in southwest corner of cafeteria

21 Camera location in southeast corner of cafeteria
22 Camera location in Area 2 – west side near south exit door
23 Camera location, Rebel corner snack bar
24 Backpacks on stage, auditorium
25 Burn and gouge marks, Area 2 floor near west wall

26 Burn and gouge marks, Area 2 floor near west wall
27 Burn and gouge marks, Area 2 floor near west wall
28 Burn, close-up with scale
29 Burn, close-up with scale
30 Trash can in northwest corner, Area 2

31 Close-up of nails in side of trash can #30

Roll #1A, continued

32 Close-up of nails in side of trash can #30, with scale
33 Close-up with **#4531**
34 Hole in wall adjacent to trash can, **#4532**
35 Hole, with scale

36 Glass on window ledge
37 Hole in wall south of blast

Roll #2A

1 C.R. Board
2 **#4532** impact inside wall
3 **#4532** impact, number and portion of end cap
4 **#4532** impact, number and portion of end cap
5 Misfire

6 Table CCC, **#4534**, bullet
7 **#4534** and bullet
8 Closer, bullet
9 Closer, bullet with scale
10 Table PP and evidence

11 PP, **#4535**, copper jacket
12 **#4401**, chair with bullet hole – entrance
13 **#4401**, chair with bullet hole – entrance, with scale
14 **#4401**, chair and bullet hole – exit
15 **#4401**, chair and bullet hole – exit, with scale

16 PP, **#4415** chair with bullet hole
17 PP, **#4415** chair with bullet hole, closer
18 PP, **#4415** chair with bullet hole, with scale
19 Table PP and surrounding evidence – propane tank
20 Cafeteria stairs

21 Cafeteria stairs
22 Cafeteria stairs
23 **#4060**, detonation area
24 Cafeteria stairway
25 Cafeteria stairway

Roll #2A, continued

26 Cafeteria stairway
27 Cafeteria stairway
28 Cafeteria stairway
29 Cafeteria stairway
30 Cafeteria stairway

31 Cafeteria stairway, **#4063**, nail
32 **#4064**, bomb fragment – pipe
33 **#4065**, cartridge case
34 **#4061**, cartridge cases (5)
35 **#4061**, cartridge cases (5), closer

36 **#4060**, detonation
37 **#4059**, bomb fragment

Roll #3A

1 C. R. Board
2 Table EE and **#4536**
3 Table EE and **#4536**
4 Table EE and **#4536**, closer
5 EE, **#4305**, bomb components

6 **#4536**, bomb device out of bag with scale
7 **#4536**, bomb device ("mortar rounds")
8 Stairs – group of 7 cartridge cases
9 Stairs – group of 7 cartridge cases
10 Stairs – group of 7 cartridge cases

11 Stairs – group of 7 cartridge cases
12 Area 1 – main cafeteria east to west – with cups marking bomb debris
13 Area 1 – main cafeteria south to north
14 Area 1 – main cafeteria south to north, east side
15 Area 1 – main cafeteria south to north, east side

16 Area 1 – main cafeteria south to north, central area
17 Area 1 – main cafeteria south to north, central area
18 Area 1 – main cafeteria south to north, central area
19 Area 1 – main cafeteria south to north, west area
20 Area 1 – main cafeteria south to north, west area

Roll #3A, continued

21 Area 1, west end
22 Area 1, west to north
23 Area 1, west to east
24 West to east, main cafeteria
25 West to east, man cafeteria

26 West to south, main cafeteria
27 West to east with propane tanks
28 Tank with blue duffel bag
29 Second tank
30 Table RR area with tank

31 Table BBB and tank **#4409**
32 Tank **#4409** area
33 East end of cafeteria below stairs
34 East end of cafeteria below stairs
35 East to west from east end of cafeteria

36 Cafeteria from first level of stairs, north side
37 Cafeteria from first level of stairs, south side

Roll #4A

1 C. R. Board
2 **#4512**, kitchen – bomb fragment
3 **#4512**, kitchen – bomb fragment
4 Faculty lounge
5 Faculty lounge

6 Faculty lounge
7 Faculty lounge
8 Faculty lounge
9 Faculty lounge
10 **#4537**, bomb fragment, from south parking lot

11 **#4538**, southwest exit area and slug (bullet)
12 **#4538**, southwest exit area and slug (bullet), closer
13 **#4538**, southwest exit area and slug (bullet), with scale
14 Lounge, southwest corner
15 **#4539**, southwest corner, bullet

16 **#4539**, southwest corner, bullet, closer

Roll #4A, continued

17 **#4540**, bullet fragment in teacher lounge doorway
18 **#4540**, bullet fragment in teacher lounge doorway
19 Fragment on wall, each side of electric sign on north wall
20 Fragment on wall, each side of electric sign on north wall

21 Window, **#4464**, bullet hole in north end of west side
22 Window, **#4464**, bullet hole in north end of west side
23 **#4543**, PP tent and bullet jacket on floor under table PP
24 Close-up of **#4543**, bullet jacket
25 **#4464** bullet hole in window (middle)

26 Men's bathroom; east of cafeteria graffiti
27 Men's bathroom; east of cafeteria graffiti
28 Men's bathroom; east of cafeteria graffiti
29 Men's bathroom; east of cafeteria graffiti
30 Men's bathroom; east of cafeteria graffiti

31 Men's bathroom; east of cafeteria graffiti
32 **#4544** "M" duct tape
33 **#4544** "M" duct tape
34 **#4544** "M" duct tape
35 Bloodstains on wall **#4545**

36 Bloodstains on wall **#4545**
37 Bloodstains on wall **#4545**

Roll #5A

1 C. R. Board
2 **#4545** bloodstains on wall, west exit cafeteria
3 **#4545** bloodstains, closet
4 **#4548** white plastic pieces of clock
5 **#4548** near north wall of cafeteria

6 Table I
7 Table I, lunch bag "Diana"
8 Bullet in window frame **#4549**, window **#4464**
9 Bullet in window frame **#4549**, window **#4464**
10 Bullet in window frame **#4549**, window **#4464**

11 Light fixtures, melt directions

Roll #5A, continued

12 Chair **#4403**, melted
13 Chair **#4403**, melted
14 Chair with burn lines between PP and BBB
15 Impact in ceiling **#4585**

16 Impact in ceiling **#4585**
17 **#4585**, end cap
18 **#4585**, end cap
19 **#4585**, end cap with scale
20 **#4585**, hole in ceiling tile

21 **#4586** "PP" metal fragment
22 **#4586** "PP" metal fragment
23 Bullet hole in arch south of library doors (BH-1A aligns with BH-1, south wall
24 Bullet hole in arch south of library doors (BH-1A aligns with BH-1, south wall
25 Bullet holes (BH-1, BH-2, BH-3)

26 Bullet holes, (BH-1, BH-2)
27 Bullet holes, Exit – south side arch (BH-1A, BH-12A)
28 Bullet holes, Exit – south side arch (BH-1A, BH-12A)
29 Arch entry hole south of library doors, (ball point pen), broken glass, bullet fragment, ricochet, BH-12 on floor
30 Ricochet, glass, fragment

31 BH-12A, fragment BH-12
32 BH-12 in south wall
33 **#4587** fragment of bullet, hall outside of library
34 **#4587** fragment of bullet, hall outside of library, with scale
35 **#1268** bullet hole

36 Bullet holes #15 and 13 (exit holes for **#1268**)

End of entries for this section.

Team #3-Section 5

4/26/99

Roll # 1A

1 C. R. Board
2 Teachers lounge, southwest corner, **#4554** bullet
3 Teachers lounge, southwest corner, **#4554** bullet
4 Teachers lounge, southwest corner, **#4554** bullet
5 Teachers lounge, southwest corner, **#4554** bullet

6 Teachers lounge, east wall
7 Teachers lounge, southeast area
8 Teachers lounge, south area
9 Teachers lounge, southwest area
10 Teachers lounge, west area

11 Teachers lounge, table with purses and bags
12 Restroom – Teachers lounge
13 Restroom – Teachers lounge
14 Restroom – Teachers lounge
15 Restroom – Teachers lounge

16 Restroom – Teachers lounge
17 Restroom – Teachers lounge
18 Restroom – Teachers lounge, ceiling
19 Restroom – Teachers lounge, ceiling
20 Bob's towing – silver/blue/gray Nissan, rear

21 Bob's towing – silver/blue/gray Nissan, right rear
22 Bob's towing – silver/blue/gray Nissan, left rear
23 Bob's towing – silver/blue/gray Nissan, right side
24 Bob's towing – silver/blue/gray Nissan, front
25 Bob's towing – silver/blue/gray Nissan, front plate

26 Bob's towing – silver/blue/gray Nissan, left front
27 Bob's towing – silver/blue/gray Nissan, left side
28 Rear door seal
29 Trunk Seal
30 Left door seal

31 CHS student parking #0259

Roll #1A, continued

32 Damage to trunk lid
33 Nissan gray – bumper stickers - rear
34 Nissan gray – bumper stickers - rear
35 Nissan gray – bumper stickers - rear

36 Nissan gray – bumper stickers - rear
37 Damage - trunk

Roll #2A

1 C. R. Board – Bob's towing
2 Interior of trunk – silver/blue/gray Nissan
3 Interior of trunk – silver/blue/gray Nissan
4 Left front interior - silver/blue/gray Nissan
5 Right front interior - silver/blue/gray Nissan

6 Glove compartment
7 Pocket planner, with name [redacted]unk – silver/blue/gray Nissan
8 Pocket planner, with name [redacted]nk –silver/blue/gray Nissan
9 Engine compartment - silver/blue/gray Nissan
10 Right rear seat area - silver/blue/gray Nissan

11 Left rear seat area - silver/blue/gray Nissan
12 Spare tire compartment – trunk - silver/blue/gray Nissan
13 Club membership – [redacted]
14 Charge slip from under right front seat
15 Through left rear window

16 Checkbook – [redacted]
17 Vehicle Identification Number - silver/blue/gray Nissan
18 Door vehicle identification number – no strobe
19 Door vehicle identification number
20 Sticker left front bumper

21 Box – back seat
22 Insurance card from glove compartment
23 Gray Honda – rear
24 Gray Honda – right rear
25 Gray Honda – front

Roll #2A, continued

26 Gray Honda – front – broken windshield
27 Gray Honda – left front
28 Gray Honda – left rear
29 Gray Honda – seal, left door
30 Gray Honda – seal, right door

31 Gray Honda, damage to windshield
32 Gray Honda, damage to left side
33 Letters and words in dust, front trim, sunroof
34 Letters and words in dust, front trim, sunroof
35 Letters and words in dust, front trim, sunroof

36 Front interior
37 Rear interior

Roll #3A

1 C. R. Board – Bob's towing
2 Dust writing – from right – gray Honda
3 Shotgun shell hanging from mirror
4 Shotgun shell hanging from mirror
5 Front interior

6 Back interior
7 Trunk – gray Honda
8 Trunk – gray Honda
9 Trunk – gray Honda
10 Open glove box

11 Pocket – passenger door panel
12 Open glove box
13 Gun on floor – gray Honda
14 Keys on seat – gray Honda
15 Circle in rear seat – right side

16 Circle in seat – rear right
17 Auto registration – Wayne Harris
18 Paper from glove box
19 Copy of auto title
20 CO_2 canister under front right seat

Roll #3A, continued

21 CO_2 canister under front right seat
22 CO_2 canister under front right seat
23 Cartridge under right front floor mat
24 Cartridge under right front floor mat
25 Maps – door pocket, driver's side

26 Door VIN plate – left side
27 Sticker – left front windshield
28 Video tape – trash can (no flash)
29 Video tape – trash can
30 Clear plastic – right front floorboards

31 Clear plastic – right front floorboards
32 Circle in right rear seat
33 Circle in right rear seat
34 Circle in right rear seat with scale
35 Shotgun wad – left rear seat area

36 Right rear seat – floorboards – clock hands, electrical connector
37 Battery – right rear floorboards – clock hands

Roll #4A

1 C. R. Board – Bob's towing
2 Green fuse from right rear floorboard – gray Honda
3 Components and debris – right rear seat and floor
4 Components and debris – right rear seat and floor
5 Components and debris – right rear seat and floor

6 Components and debris – right rear seat and floor
7 Components and debris – right rear seat and floor
8 Components and debris – right rear seat and floor
9 Between right front seat and door
10 Engine compartment – gray Honda

11 Broken clear plastic – right rear seat, clock face
12 Shotgun pellet impacts on dash
13 Odometer – gray Honda
14 Odometer – silver/blue Nissan
15 Nissan driver mirror sticker "Evil Inside"

Roll #4A, continued

16 Black Mazda – rear
17 Black Mazda – left rear
18 Black Mazda – left front
19 Black Mazda - front
20 Black Mazda – right front

21 Black Mazda – right rear
22 Black Mazda – license plate
23 Black Mazda – right rear seat
24 Black Mazda – right front seat
25 Right door pockets

26 Left front seat
27 Floor – left front
28 Right rear seat
29 Trunk – black Mazda
30 Engine compartment

31 Glove compartment
32 VIN plate – left door post
33 Backpacks on stage
34 Backpacks on stage
35 Backpacks on stage

36 Backpacks on stage
37 CBI agent

End of entries

Team Four

Report Date May 11, 1999	Thornton Police Report of Investigation	Thornton Case Number 99-4919
Type of Report Crime Scene	Report submitted by Robert Lloyd	Jefferson County Sheriff Case Number 99-7625

NATURE OF CASE Homicide

CRIME SCENE REPORT FOR TEAM FOUR

REQUESTING AGENCY: Jefferson County Sheriff's Office

INVESTIGATING OFFICER: Lab Supervisor Chris Andrist

DATE OF REQUEST: April 20, 1999

DATE OF OFFENSE: April 20, 1999

AGENCY CASE NUMBER: 99-7625

LOCATION OF SCENE: Columbine High School, 6201 South Pierce Street, Jefferson County, Colorado

VICTIM: David Sanders DOB: (102251)

SUSPECTS: Eric Harris DOB: (030981)
Dylan Klebold DOB: (091181)

WEATHER: Variable

EVIDENCE SEIZED BY: Jefferson County Sheriff's Deputy Steve Stalter

EVIDENCE IN CUSTODY OF: Same as above

REMARKS: This is report by Team Four, assigned to the science area that contained the body of David Sanders, at Columbine High School. The team was also assigned the south and central portion of the school. In addition to Lloyd, the reporting team leader, other members and their duties were:

Tony Gallardo, Arapahoe County Sheriff's Office
Sketching
Bruce Davis, Greenwood Village Police Department
Video, measurements and trajectory
Stephen Adams, Arvada Police Department
Photography, bullet trajectory
Steve Stalter, Jefferson County Sheriff's Office
Photo and evidence log, collection of evidence.

On Tuesday, April 20, 1999, Team Four members responded at various times to a staging area set up on Pierce Street, north of Columbine High School, to assist JCSO in the investigation of multiple deaths, shots fired and explosions. No teams entered on April 20 due to safety concerns with the presence of unexploded devices.

On Wednesday morning, April 21, 1999, a planning meeting was held. Team leader Robert Lloyd, along with Chris Andrist, JCSO, Tom Griffin, C.B.I., and Sergeant Randy West were appointed as co-crime scene coordinators. The purpose of the group was to establish procedures for documenting the scene and setting up crime scene teams.

After an assessment of the scenes by members of the Jefferson County Sheriff's Department, and Jefferson County Coroner's office, a preliminary walk through was conducted to establish assignments.

Agent Griffin documented the scenes with 35mm photographs and Robert Lloyd videotaped the bodies. Another back up 35mm and video team, consisting of Criminalist Tom Adair, Arapahoe County Sheriff's Department and Chris Loptien, JCSO, also videotaped and

photographed the bodies. The documentation commenced at 10 a.m. and was completed at 12 noon.

On April 21, 1999, at approximately 12:30 p.m., Chris Andrist assigned crime scene personnel to various teams. This meeting was conducted to ensure a standardized approach to all of the scenes. Each team member was then escorted through the various scenes in the school for an assessment of evidence.

Photographs were taken to record the areas investigated by Team Four. Each photograph was documented in a photo log, which is a part of this report.

Team Four was issued evidence numbers 1500 through 1699. An evidence log was maintained to record the numbers used by Team Four. Measurements were taken on each item of evidence collected for inclusion in diagrams and will not be repeated here.

Columbine High School is located on the west side of Pierce Street at the intersection of Fair Drive. The main entry to the school faces east with parking lots on the south side of the school and on the northeast side. Various athletic fields are located on the west and northwest areas of the school grounds and Clement Park borders the north side. The school is a two-story structure with the main entrance being on the upper level. There is exterior access to the lower level on the south and west sides. The main or central hallway for the school runs east and west with the front doors being on the east side and the office area just to the north of the main entrance. The north side of the central hallway on the main level consists of the administrative offices, the gymnasium, the band room and specialty classrooms such as the wood shop, ceramic studio and photography. Numerous other smaller classrooms are also located north of the main hallway. South of the main hallway is the primary classroom area for Social Studies, Language Arts, Math and Science. It also contains the auditorium. The library is located in the west end of the main level with the cafeteria being on the lower level directly underneath the library.

There is a south entrance to the school on the lower level at the west end. This enters the southeast corner of the cafeteria. There is a stairway that goes from this location to the main level at an intersection of hallways at the southeast corner of the library area (see diagrams). The Science area is in the southwest side of the school on the main level. There are ten classrooms in this area labeled SCI-1 through SCI-10. There are two Science office rooms and a chemical storage area (see diagrams). There is a storeroom on the west side of SCI-1.

This science storeroom has a doorway on the east side into SCI-1 as well as a doorway on the north side onto to the hallway at the top of the stairs coming up from the cafeteria on the lower level. This hallway at the top of the stairs from the lower level runs east and west and is another main hallway south of the central hallway. This hallway intersects with a hallway that runs north and south in front of the library area. These two hallways intersect at the southwest corner of the school above the southwest entryway on the lower level. The west wall of this science storeroom is also the east wall of the southwest entryway to the school. One victim of the shooting was found in this science storeroom on the west side of SCI-1.

Science Area Diagram (For reference only-not to scale)

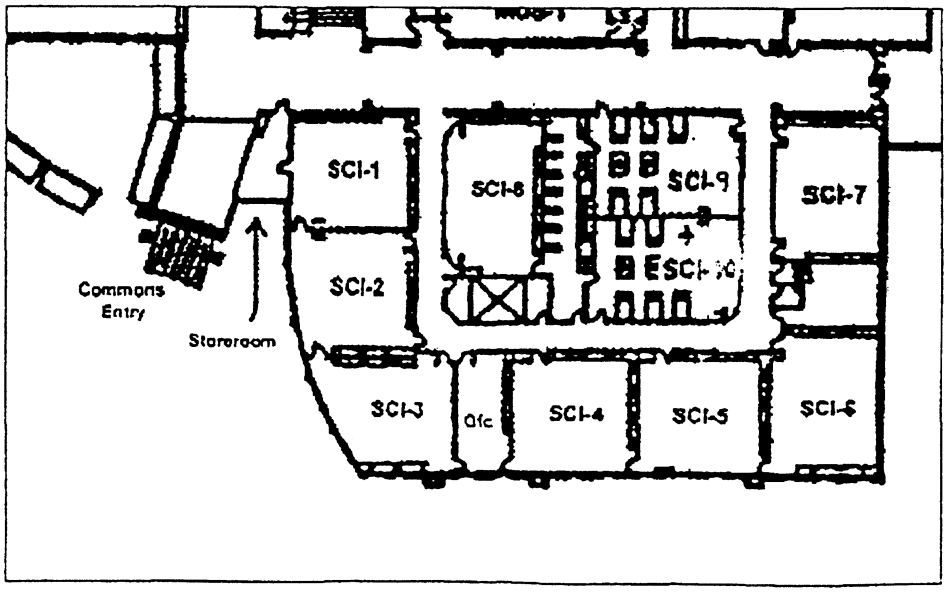

ACTION TAKEN: On April 21, 1999, Team Four entered the building at approximately 1:35 p.m. The processing of the scene continued until Tuesday, April 27. The approximate scene activity times were as follows:

Wednesday, April 21st, 1:35 p.m. to 6:00 p.m.
Thursday, April 22nd, 8 a.m. to 6 p.m.
Friday, April 23rd, 8 a.m. to 6:30 p.m.
Monday, April 26th, 8 a.m. to 7 p.m.
Tuesday, April 27th, 8 a.m. to 2:30 p.m.

Science Storage Room/ Body #13

In the science storage room was the body of a white male, which had been previously designated as body # 13, later identified as teacher DAVID SANDERS. The body was on the floor positioned on his back. His head was pointed north towards the hallway door in the room. His feet were pointed south and his arms were down along his sides. Mr. Sanders was bare chested. His blue and white dress shirt and T-shirt were cut and pulled down to the waist. He had gray slacks and brown shoes. Under the body was a flannel shirt and next to the head was a gray sweatshirt. These items appeared out of place with the clothing Sanders was wearing. It was noted that there was an absence of blood under the body. There did not appear to be any evidence in the room to indicate that this was where this victim had actually been shot.

Initially there were two wounds visible: one was in the upper mouth and he appeared to be missing two teeth; the other was an apparent bullet wound on the front of the right shoulder. Once the initial documentation was completed, the Coroner's Office was requested to respond to conduct their examination. Triena Harper of the Jefferson County Coroner's Office and a member of the Denver Coroner's Office responded and conducted an investigation on the victim (see also: Coroner's Report). The examination disclosed two additional bullet wounds in the victim's back, one on the upper right shoulder and one at the base of the lower left side of the neck. The bullet wound on the back of the right shoulder appeared to be related to the bullet wound on the front right shoulder. The bullet wound at the base of

the neck appeared related to the wound in the victim's mouth.

The victim had a wallet, which tentatively identified him as William David Sanders, dob: 10/22/51, with an address of [redacted], and described him as a white male, 6' tall, 190 lbs., brown hair, blue eyes and wearing corrective lenses. The driver's license was a Colorado driver's license #942973429 and showing a social security number of 315-54-0935.

The victim was placed in a body bag, which was sealed and carried to the Coroner's vehicle at the front entryway to the school. After the body was removed from the storeroom, additional photographs were taken to document the room without the body present.

Located in the hallway, just outside the storage room door, were two large pools of suspected blood on the carpet. In both pools of blood (items #1513-1514) were suspected bone fragments. Between the pools of blood and the north storage room wall, the team recovered a single tooth on the floor (#1517).

East of the large pools of blood the team observed additional bloodstains in the carpeting. The first one appeared to be a right hand, believed to be Sanders, due to the close proximity of the tooth and tooth fragments. This pattern had all fingers and thumb patterns in the carpet. A few inches further east the team observed a bloody outline consistent with knuckles of a hand, with voids where the back of the fingers would have pressed on the carpet. Further east along the blood trail was a second right hand impression, with fingers and thumb.

The staggered blood trail continued east then turned south toward Science Room 1 (SCI-1). On the door of SCI-1 there was blood on the door handle and several blood drops on the floor below the handle, as if someone had been standing there. The trail did not enter the room.

The blood trail continued south past the two doors for SCI-2. The blood trail did not enter this room. It continued to SCI-3 where it did enter the room. There was a large pool of blood

in front of the black chalkboard, which is on the east wall. Several feet away were additional bloodstains along with several T-shirts, a fire blanket, and additional clothing on the floor covered with blood. There was a tooth fragment (#1537) on the floor. On the floor was a portion of a blue and white dress shirt (#1538), consistent with the shirt found on DAVID SANDERS in the science storage room. A pair of blood stained glasses (#1539) was located on a desk along the north wall.

On the floor in the southwest corner of SCI-3 was a hand-lettered sign (#1540), which read, "1 BLEEDING TO DEATH."

In SCI-2, eight tables were set up in a barricade like position across the back of the room. The bloodstains on the floor indicate Sanders was pulled from SCI-3, through SCI-2 (behind the table barricades), through SCI-1 and into the science storage room.

In summary, the investigation revealed that SANDERS was shot twice while in the hallway outside the science storeroom. He probably crawled east until reaching the next hallway junction where he turned south. He opened the door to SCI-1 but did not enter. He then continued south to the end of the hall and entered SCI-3. He was subsequently taken from there across the backs of SCI-2 and SCI-1 to the science storeroom.

Processing of the science storage room and victim was completed at about 6:00 p.m. This completed the work on April 21,1999.

On April 4, 1999, Team Four returned to the scene of Columbine High School and signed in at approximately 0800 hours. At this time the team began to measure the evidence that had been located and numbered on the previous day. Again photographs were taken to document each item of evidence with the number plaque in view. Where appropriate, the items were photographed with and without a scale. This included evidence item #1500 through item #1553. See the evidence recovery log for the details relating to the individual items.

A decision was made to mark all holes and impact points on walls and windows with numbers prefixed by the letter "BH" since it was sometimes difficult to determine whether the hole or impact was made by a bullet, shotgun round or bomb fragment. All holes and impact marks were measured to document their position (see diagrams). All penetrating impacts were searched to try and locate the projectile causing the hole. When found, they were photographed and measured for location. Where appropriate, probes were used to determine trajectories and relate specific evidence to the holes. Photographs were taken of these holes both with and without the probes in place.

Hallway South of Library

Examined and photographed were numerous bullet holes and defects in the south wall and windows at the west end of the southern east/west hallway. The windows overlook the entryway for the south entrance and to the lower level commons area. A total of 16 holes or impact points were noted. BH-1 was a hole through the lower portion of the wall close to the west edge of the wall with the Science storeroom. This projectile went through the south wall of the hallway and into the west wall of the storeroom and was recovered inside the wall just south of the sink and cabinet located in that room. The projectile recovered appeared to be a bullet fragment and was recovered as item #1548.

The hole designated as BH-2 located in the lower left hand area of that section of wall (as you look towards the south) was approximately one and one-half inch in diameter and may have been made by a piece of bomb fragment. This hole penetrated the wall and is associated with a hole gouged in the west wall of the Science storeroom. The projectile did not penetrate this wall and would have fallen to the floor in the entryway of the commons area. The size of the hole would be consistent with the end cap of one of the bomb devices.

BH-3 was a small hole in the molding at the base of the wall in line with a tear in the carpet south of that location which was designated as evidence item #1503. The projectile causing this hole penetrated the south wall of the hall and

also penetrated into the west wall of the Science storeroom. The projectile recovered in the wall appeared to be a bullet fragment and was designated as evidence item #1553.

The hole BH-4 was caused by a projectile going through the south wall below the windows and impacting the window frame at the south end of the east wall of the commons entry area (subsequently recovered as evidence item #1618).

The hole BH-5 was on the lower edge of the window on the south wall. The projectile did not penetrate the metal window frame and is believed to be a bullet fragment which was found directly underneath that spot, that being item #1543.

The hole BH-6 was caused by a projectile that penetrated the vertical window frame for the center portion of the window of the south wall and the projectile was lodged inside the frame. This was a bullet subsequently recovered as evidence item #1616.

The holes BH-7, BH-8 and BH-9 are holes through the window glass of the window on the south wall. These may relate to impacts on the south wall of the entry to the commons area (BH-48, 49, and 50).

The impact point designated as BH-10 was a mark on the wall in the shape of the profile of a flathead screw. A screw of the same size and shape was recovered from the carpet south of that location and was evidence item #1502.

The hole BH-11 was in the wall on the west side of the windows. The projectile causing this hole penetrated the wall and pointed directly to a broken window above the south entry to the commons area. This projectile also penetrated that window and no evidence item was recovered that could positively be associated with that hole.

The hole BH-12 was the furthest west impact on the south side of that hallway wall. This is a low impact into the drywall behind which was a concrete pillar. Numerous lead fragments were recovered from this hole and designated as item #1550.

The hole BH-13 was located in the wall over the windows on the south wall with the projectile penetrating completely through the wall. No associated evidence item was recovered.

BH-14 was actually a metal fragment stuck in the wall above the windows. This was recovered as evidence item #1551.

The hole BH-15 was also above the windows but did not penetrate to the other side. The wall was opened up and a metal fragment was found lodged in the insulation between the inner and outer walls and collected as evidence item #1548.

The hole BH-16 was in the wall above the windows and penetrated through to the area above the entryway for the commons area. No item was recovered for this hole.

Science Room #8

Overall photographs were taken in SCI-8 where it was apparent that shots had been fired through the window of the northwest door, into the classroom in a southeasterly direction. A table, inside the room had been tipped up in front of the door. Two fired shotguns shells and three fired 9 mm casings were found outside the doorway to this room (see evidence item #1525 through #1529).

New Information Received

At approximately 1600 hours on April 22, 1999 the team was advised by Scott Mundine, an agent for the Colorado Bureau of Investigation, that interviews had indicated a student had a video camera in the music room that contained images of one of the suspects from the previous Monday. This room was found to be Music-1 and with the description given to Scott Mundine the associated evidence was found in that room. This was a backpack, a Sony video camera, a blue hat and a white t-shirt. These items were photographed and their location measured. They were not collected pending an examination by bomb squad personnel.

At approximately 1630 hours, the team was contacted by Chris Andrist who advised that other interviews indicated a student in one of the Math rooms also had videotape of at least one of the suspects. This was found to be Math room

#10 and was associated with a student Eric Veik. A backpack, plastic bag of videotapes and a video camera bag were found at this student's desk in Math #10. The photographic documentation of these items was deferred to the next day.

The photographs taken on April 22, 1999 included roll #7 through roll #12. The team cleared the scene at Columbine High School at approximately 1700 hours.

Math Room #10

On Friday, April 23, 1999, the team entered Columbine High School at approximately 0800 hours. Photographs were taken to document Math #10 and specifically the desk of Eric Veik. His desk was in the third row from the east and was the second desk from the south. A test paper on the top of the desk showed the name Eric Veik, also on the top of the desk was a pencil and a calculator. On the north side of the desk was a black backpack. On the south side of the desk was a black video camera case and a plastic Target bag containing six Sony VHS tapes. (See evidence items #1559 through #1562). It should be noted here that neither these items nor the backpack and other items in the music room had yet been searched by the bomb squad.

Science Room #8 (continued)

Team Four returned to SCI-8 to continue the photographing and documentation of the evidence in this room. (See evidence item #1563 through #1586.) This evidence consisted primarily of fired bullets, lead fragments and shotgun shell wads. As previously stated it appears the shots fired into the room came from the northwest door going southeast across the room towards the southeast door of the classroom. As done previously in the hallway, bullet or projectile impacts and holes were designated with a number preceded by the prefix "BH."

BH-16 was a hole in a plastic electrical conduit along the east wall of Science room #8. A bullet fragment was recovered from inside this conduit as evidence item #1582. (It was later noted that BH-16 was used previously, so there are now two references to this number).

BH-17 was an impact in the east wall, which penetrated the wall and exited into the chemical storage room on the east side of SCI-8. The projectile impacted two metal cabinets inside this room and was recovered on a shelf as evidence #1585.

BH-18 was an impact point on the east wall of SCI-8 and recovered was a small fragment imbedded in the wall as evidence item #1581.

BH-19 was an impact point on the east wall. No fragments were recovered.

BH-20 was an impact point on the east wall through a Wolf poster. The projectile went partially through the wall and was imbedded in the insulation between the walls. This was recovered as item #1584.

BH-21 was a hole in a lower cabinet door on the east side of the room, the cabinet being directly under the sink. The projectile was recovered from within the door as evidence item #1577.

BH- 22 was an impact point on the top drawer of a cabinet on the east wall underneath the sink. This was an impact point only. No evidence was recovered from this spot.

BH-23 was impact point on the east wall at the top of the Wolf poster. This is an impact point only.

BH-24 was a hole in a box sitting on the east counter just south of the sink area. The projectile went through this box and impacted a Safeway sack. The hole in the Safeway sack was marked as BH-25. The projectile continued though the Safeway sack and impacted the back splash on the back of the east counter and this was marked as BH-26.

BH-27 was an impact point on the south wall by the southeast door to SCI-8. There were two fragments imbedded in the wall at this location, which were recovered as item #1583.

BH-28 was also on the south wall by the southeast door and was an impact point only.

BH-29 and BH-30 appeared to be impact points on the ceiling tiles in the middle of the room but the projectile did not penetrate these tiles. The angle indicated by the gouge in the ceiling tile pointed back to the northwest door to SCI-8.

BH-31 and BH-32 are impact points in the upturned desk in front of the northwest door to SCI-8. BH-31 was an actual hole punched through the edge of the desk and BH-32 appeared to be an impact point only.

West Science Hallway

In the hallway south of SCI-8, by a mechanical room, two spent shotgun shells were found on the floor (items #1530 and 1531). Blood spatter was seen on the wall of the hallway across from Science office #1. This is at the junction with the south hallway running east and west. A sample was collected as Item #1532.

Science Office #1

Team Four next examined Science office #1, which is located on the south side of the building between SCI-3 and SCI-4. This office area has a door on the northwest corner of the room (opening onto the hallway); a door on the southeast corner (opening to SCI-4); and a door on the southwest corner (opening to SCI-3). Teachers' desks are along the west wall. There are two rows of equipment and bookshelves down the middle of the room and the sink along the east side.

It appears multiple shots were fired into this room through the hallway door window, including shotgun and 9 mm. An incendiary device was also ignited inside this room. A live 9mm cartridge was found outside the door to SCI-3 and three fired 9mm casings were found outside the door to the science office (items # 1533-1536).

The incendiary device consisted of a glass bottle with some type of flammable liquid. There was also a CO2 cartridge, matches, and lead fragments found in the debris (items #1587-1594). Burn deposits on the glass door to the Science office indicate that the device may have been stuck on the window of the door with the initiator (which would be the CO2 cartridge) filled with some type of flammable and/or

explosive compound. Since a lid was found for the glass bottle but no wick or other fusing, it appears as though the CO2 cartridge may have been the intended initiator for this device. While there were burn deposits on the door window, it does not appear that the glass jar containing the flammable liquid actually broke until it hit the floor inside the room. This would suggest that perhaps the CO2 cartridge was attached to the device, which was attached to the window but the cartridge failed to explode and simply spewed burning debris from the top depositing it on the window. The window was subsequently broken with the device landing on the floor inside the room. It was noted that the CO2 cartridge was not ruptured. A small fire was apparently started but extinguished by someone using a dry chemical fire extinguisher.

The bookcases down the center of the office were impacted by projectiles with the path of the projectiles pointing back to the northwest door. This would put the projectiles on a southeast trajectory coming through the door of the office.

Team Four left the Science area at approximately 1700 hours and attended a briefing in the auditorium for all the crime scene investigation teams. At approximately 1800 hours, Team Four cleared from the school. Taken on 04/23/99 were photo rolls #13 through #20.

On Monday, April 26, 1999, Team Four returned to the scene at Columbine High School at approximately 0800 hours. There, the investigation of the scene inside Science office #1 was resumed. Photographs were taken to document the individual items of evidence collected and also more bullet holes and impact points inside the room. Evidence collected from the Science office #1 consisted of evidence items #1587 through #1614.

BH-33 was a large impact point on the west edge of the window frame for the door to Science office #1. This impact point would be consistent with a shotgun round.

BH-34 was an impact across the spine of the books on the second shelf unit to the south and the third shelf down from the top.

BH-35, BH-36 and BH-37 represent the path of the projectile traveling southeast from the northwest corner of the room. This is a large hole skipping across the spine of a Sigma catalog and through the south end of the second shelf unit to the south (BH-35). BH-36 is a hole in a blue 3 ring binder at the north edge of the third shelf unit to the south which is a through and through hole leading to BH-37 which enters another 3 ring binder just to the south of the first. Within this second 3 ring binder was recovered a large lead fragment and other smaller fragments were found when the 3 ring binder was moved. These were recovered as item #1607 and would be consistent with a shotgun slug. Item #1606 may be fragments relating to this item (#1607) as they were recovered on the same shelf beneath BH-35. It was also noted that a single shotgun wad in three pieces was recovered from inside the room. These were items #1597, #1608 and #1610.

BH-38 was an impact on the end of the second shelf unit to the south and recovered in that area were two small lead fragments marked as item #1611.

BH-39 was a hole through the end of the second shelf unit to the south which when a probe was placed through the hole lined up with BH-41. BH-40 was a second hole through the end of that same shelf unit which related to BH-42. BH-41 was in the divider between the east and west shelf units as was BH-42. The projectile going through BH-39 and BH-41 was recovered as item #1614 (a lead fragment located in a culture tube box on a shelf on the east side of the room). The projectile from BH-40 and BH-42 was recovered as item #1613, another fragment located inside a second culture tube box on the east shelf units. Item #1614 was in the box on the fourth shelf up from the floor and item #1613 was in the box on the fifth shelf up from the floor. Both of these were on the second unit to the south on the east side of the room.

South Science Hallway

The Science area has a U-shaped hallway with two north/south segments, which are on the west and east sides and the bottom of the U is the east/west hallway on the south end of the Science area. On the north side of the hallway at the intersection with the eastern northwest

hallway was an impact point marked as BH-44. BH-44 is a gouge in the wood molding on the northwest corner of the intersection with the south Science and the east Science hall. This would locate it at the southeast side of SCI-10 and kitty-corner (northwest) across the hall from SCI-6. SCI-6 is located in the southeast corner of the Science area (see diagrams).

BH-45 is a hole in the hallway wall just to the north of the doorway for SCI-6. This is a through and through penetration into SCI-6. BH-46 is a hole in a speaker mounted on east wall of SCI-6. The projectile went through the speaker and into the wall behind the speaker. This is labeled as BH-47. The projectile was subsequently recovered as item #1615.

Entryway-South Commons Area

Team Four returned to the area of the entryway for the commons area located at the southwest corner of the school. In looking at the south wall over the entryway, additional impact points were noted that possibly relate to the initial impact points located on the second floor above the entryway (BH-7, BH-8 and BH-9).

The impact labeled BH-48 was in the window frame of the windows over the south entry to the commons. This is an impact point with no penetration.

BH-49 was a hole in the glass window over the south entryway over the east set of doors. This window is a set of double pane glass and the projectile penetrated the northernmost pane but did not penetrate the southern pane. A projectile was recovered between the glass as item #1619.

BH-50 was in the frame of the window at the southeast corner on the east wall of the entryway. A projectile was recovered relating to this as item #1618 from inside the window frame.

A nail (item #1620) was found on the ledge of a column on the southeast corner at the top of the stairway from the commons area to the second or main level of the school. A possible impact point was noted on the wall south of where the evidence was located and marked as BH- 51. Again

photographs and measurements were taken on all of the above items and impact points.

The rolls of film taken on this date included roll #21 through roll #39. Team Four cleared from the scene at Columbine High School at approximately 1810 hours on April 26, 1999.

Outside the Commons Area

On Tuesday, April 27, 1999, Team Four entered the scene at Columbine High School at approximately 0800 hours. Team Four and the other investigators attended a briefing in which the remaining items of evidence needing to be collected were discussed. Team Four was assigned to collect a fragment of a bullet found outside the school. This was labeled as item #1622 and was found outside the south commons area in the lawn just to the southeast of the entry doors. This was photographed and measured for the diagrams.

Science Room #7

The team then went to SCI-7 where witness reports had indicated that several people had made notes relating to the bombing within the school as they sat in the room waiting for rescuers. Numerous papers were seen in this area strewn on the floor at the front of the classroom, which would be the west side of the room. These papers were photographed and collected as item #1623.

Tech Conference Room

Team Four was also requested to photograph the Tech conference room, which is located on the east side of the Tech Lab area. This had not previously been documented. It was noted that on one of the write-on boards on the north side of the classroom were the words "The skool sood bee blown u.p.s."

Team Four Summary

The following rooms contained evidence collected by Team Four:

Science 3 Science 6 Science 7 Science 8
Science Office #1 Chemical Storeroom Music 1
Math 10 Science Hallways Commons Entrance Area

The team cleared the following rooms with no evidence collected:

Science 1	Science2	Science 4	Science 5
Science 9	Science 10	Science 11	Science 12
Math 1	Math 2	Math 3	Math 4
Math 5	Math 6	Math 7	Math 8
Math 9	Math 11	Math Comp	Math 13

Language rooms, LA-1 through LA-12
Social studies rooms, SS-1 through SS-10
Drafting Technical Lab
Southeast corner of auditorium

Evidence logs will be submitted by Jefferson County Sheriff's Office. Sketch information will be submitted separately. Photographic logs are included with this report.

The following is breakdown on the major evidence collected:

Fired bullets/fragments----------	55
Fired 9mm casings----------	6
Fired shotgun casing----------	4
Shotgun wad components--------	7
Live 9mm rounds----------	5
Bomb/Incendiary----------	1

This is the end of the narrative report. The photo log follows the signature page.

Team Four Photo Log

Roll # 1

1. Placard for roll #1
2. Overall door to science storage room, south side of hallway
3. Medium photograph of storage room door
4. Looking south through science storage room door
5. East/west hallway north of science storage room, looking west

6. Inside of storage room door
7. South from storage door doorway
8. Looking southwest in storage room, from NE corner
9. Looking south to north in science storage room
10. Looking northeast in science storage room

11. Looking east from west in science room
12. Looking west from south east in room
13. From classroom door into storage room, looking west
14. Sanders lower half
15. Sanders upper half, south to north

16. Overall of Sanders looking north
17. Sanders upper half facing east
18. Sanders right side
19. Sanders legs right side
20. Sanders bottom of shoes

21. Sanders, face
22. Sanders face close-up
23. Sanders mouth close-up
24. Wound to right side of Sanders

Roll # 2

1. Placard for roll # 2
2. Head and shoulders
3. Sanders mouth with scale
4. Mouth without scale
5. Sanders' front shoulder wound

Roll # 2, continued

6. Sanders' front shoulder wound with scale
7. Right shoe with scale
8. Left shoe with scale
9. Sanders, left side of head
10. Sanders, upper body left side

11. Door and one by two board
12. Midrange foot print on door
13. Door closing mechanism on door
14. Door closing mechanism on door frame
15. Both pieces of door closing mechanism

16. Shoe print on door
17. Shoe print on door with scale
18. Shoe print on door without flash
19. Shoe print on door with flash
20. Shoe print on door with flash and scale

21. Sanders, wound left rib area
22. Close-up left rib area of Sanders
23. Sanders, left hand
24. Sanders, right hand

Roll # 3

1. Placard for roll # 3
2. Overall of back of Sanders
3. Left rib area with scale
4. Upper left back shoulder of Sanders
5. Wound on base of left neck, with scale

6. Right shoulder wound, with scale
7. Sanders, wallet with identification: David Sanders, DOB: (102251)
8. Wallet, close-up
9. Hallway looking southeast
10. Hallway, outside storage room, blood stains on carpet

Roll # 3, continued

11. Blood stains with scale
12. North group of blood stains with scale
13. South group blood stains with scale
14. Blood trail looking east
15. Two pools of blood with scale

16. West pool with scale
17. East pool with scale
18. Tooth on floor east of science storage door
19. Tooth in relation to open science storage room door
20. Tooth in relation to open science storage room door with scale

21. Close-up of tooth with scale
22. Close-up of tooth without scale
23. Blood trail east of blood pools
24. Blood trail east of blood pools

Roll # 4

1. Placard for roll # 4
2. Right hand print in blood, hallway north of storeroom
3. Right hand print with scale
4. Right hand print without scale
5. Right hand print with scale, southeast impression

6. Right hand print without scale, southeast impression
7. Northeast handprint with scale
8. Northeast handprint without scale
9. Overall view of bloody handprints in hallway
10. Science hallway looking southeast

11. Science hallway looking southeast
12. Science hallway looking south
13. Science hallway to southwest
14. Door to science room # 1 (SCI-1)
15. Door knob with blood to SCI-1

16. Floor in front of SCI-1
17. North wall entry to SCI-1
18. Close-up blood spots in hallway outside SCI-1
19. Blood drops with scale, wall south of SCI-1 door
20. Blood on corner with scale, wall south of SCI-1 door

Roll # 4, continued

21. Overall door frame to SCI-1
22. Blood on door frame to SCI-1
23. Blood on door frame to SCI-1 with scale
24. West Science hallway looking south

Roll # 5

1. Placard for roll # 5
2. Door to science office 1
3. Hallway looking southeast toward science office
4. Fired shotgun shell outside mechanical room
5. Blood on hallway wall, intersection of hallways

6. Blood on wall with scale
7. Overall science room #3 (SCI-3)
8. Fired cartridge case outside SCI-3
9. Doorway to science office 1
10. Looking into science office 1

11. Fired 9mm casing, behind science office 1 door
12. Fired shell casing, east of science door 1
13. Looking south into SCI-3
14. Blood pool, east wall, SCI-3
15. Looking north, SCI-3

16. Looking west, SCI-3
17. Looking west, SCI-3
18. Close-up-portion of Sanders shirt on floor of SCI-3
19. Close-up-portion of Sanders shirt, close-up
20. Overall of tooth on floor, SCI-3

21. Overall of tooth in SCI-3, close-up
22. Close-up of tooth with scale
23. Eyeglasses on desk, north side of SCI-3
24. Close-up of eyeglasses

Roll # 6

1. Placard for roll # 6
2. West side of SCI-3 looking south
3. Sign, "1 BLEEDING TO DEATH"
4. Close-up of sign

Roll # 7, continued

14. **# 1511**, match stick, close-up
15. **# 1512**, match stick, close-up

16. **# 1513**, carpet with blood and fragments, close-up
17. **# 1514**, carpet with blood and fragments, close-up
18. **# 1515**, metal fragment, close-up
19. **# 1516**, carpet with blood, close-up
20. **# 1517**, tooth, close-up

21. **# 1518**, Advil pill, close-up
22. **# 1519**, nail, close-up
23. **# 1520**, live 9mm cartridge, close-up
24. **# 1521**, nail with duct tape, close-up

Roll # 8

1. Placard for roll # 8
2. **# 1522**, nail, close-up
3. **# 1523**, metal nut, close-up
4. **# 1524**, belt buckle, close-up
5. **# 1525**, fired shotgun shell, close-up

6. **# 1526**, fired 9mm casing, close-up
7. **# 1527**, fired shotgun shell, close-up
8. **# 1528**, fired 9mm casing, close-up
9. **# 1529**, fired 9mm casing, close-up
10. **# 1530**, fired shotgun shell, close-up

11. **# 1531**, fired shotgun shell, close-up
12. **# 1532**, blood (on wall), close-up
13. **# 1533**, live 9mm cartridge, close-up
14. **# 1534**, fired 9mm casing, close-up
15. **# 1535**, fired 9mm casing, close-up

16. **# 1536**, fired 9mm casing, close-up
17. **# 1537**, tooth, close-up
18. **# 1538**, partial shirt, close-up
19. **# 1539**, eyeglasses, close-up
20. **# 1540**, sign "1 BLEEDING TO DEATH", close-up

21. **# 1541**, nail, close-up

Roll # 8, continued

22. **# 1542**, nail, close-up
23. **# 1543**, bullet fragment, close-up
24. **# 1544**, bomb fragments, close-up

Roll # 9

1. Placard for roll # 9
2. Science storage room west wall with cabinet and sink
3. Science storage room west wall, behind cabinet
4. Science storage room west wall, close-up of hole
5. Science storage room west wall, close-up with scale

6. Science storage room, west wall hole with scale
7. **# 1545**, nail, close-up
8. **# 1546**, nail, close-up
9. **# 1547**, live 9mm cartridge, close-up
10. Overall, windows at south end of west hallway

11. Overall, west storage room wall, outside over entryway
12. Overall, west storage room wall, hole, other side of BH 2- 6
13. Overall, windows over entry to commons
14. Overall windows, south wall to west end of hall, looking from storage room
15. Overall, south side to west end of hall, with placards

16. East half, south window area
17. West half, south window area
18. Bullet holes (BH) 1 and 2
19. BH 1, with scale
20. BH 2, with scale

21. BH 3, 4, and 5
22. BH 3, with scale
23. BH 4, with scale

Roll # 10

1. Placard for roll # 10
2. BH 5, frame under poster
3. BH 5, with scale
4. BH 6 and 7

Roll # 10, continued

5. BH 6, with scale

6. BH 7, with scale
7. BH 8 and 9
8. BH 8, with scale
9. BH 9, with scale
10. BH 10, (nail strike)

11. BH 10, with scale
12. BH 11 and 12
13. BH 11, with scale
14. BH 12, with scale
15. BH 13 and 14, item **# 1548**, metal fragment

16. BH 13, with scale
17. BH 14, with sale
18. **# 1548,** metal fragment, with scale
19. BH 15
20. BH 15, with scale

21. South wall with bullet probes, looking southeast
22. South wall with bullet probes, looking southwest
23. Overall south wall with bullet probes
24. South wall looking from storage room

Roll # 11

1. Placard for roll # 11
2. South wall with probes looking up from commons area
3. West wall storage and south wall (up from cafeteria)
4. West wall of storage room from cafeteria
5. Hole west wall of storage room from inside room

6. Hole in west wall inside storage room
7. Hole in west wall showing bullet hole in stud
8. Hole in west wall showing bullet hole in stud
9. Bullet inside west wall of storage room
10. **# 1549,** bullet fragment, in wall

11. **# 1549**, bullet fragment, in wall
12. BH 12 with drywall removed (no flash)
13. BH 12 close-up

Roll # 11, continued

14. **#1550**, bullet fragment from BH 12
15. **#1550**, with scale

16. Bullet in insulation from BH 14 (no flash)
17. Bullet in insulation from BH 14 with scale
18. **# 1551**, bullet, with scale
19. **# 1552**, bullet fragment, south wall under window (overall)
20. **# 1552**, bullet fragment, close-up

21. **# 1552**, bullet fragment, with scale
22. Hole in drywall, west wall of storage room, behind shelves
23. Hole in drywall, (outside wall)
24. **# 1553**, bullet inside wall

Roll # 12

1. Placard for roll # 12
2. **# 1553**, bullet, in wall, science storage room
3. Door to SCI-8, looking SE, door open
4. Door to SCI-8, looking SE, door closed
5. Looking south into SCI-8 with bullet hole in table

6. Looking south into SCI-8, close-up of hole
7. Looking south into SCI-8, with scale and bullet hole
8. Looking south into SCI-8, with hole with scale
9. Looking southeast overall of science room 8
10. Looking southwest overall, science room 8

11. Looking northwest overall, science room 8
12. Looking northeast overall of science room 8
13. Music 1 door looking northeast
14. Music room 1 looking northwest overall
15. Looking northwest into music room 1

16. Looking southwest overall into music 1
17. Looking northwest overall into music 1
18. Medium shot of back packs and video camera, music room 1
19. Close-up shot of back packs and video camera, music room 1
20. Close-up shot of back packs and video camera, music room 1

21. **#1554-1557**, backpack, video camera, hat/shirt, notebook
22. Doorway to math 10

Roll # 12, continued

23. Looking northwest into math 10
24. Looking northeast into math 10

Roll # 13

1. Placard for roll # 13
2. Math 10, looking southeast
3. Math 10, looking southwest
4. Eric Veik's desk, looking SE
5. Eric Veik's desk, looking east

6. Eric Veik's desk, from top
7. Eric Veik's desk, from top
8. Eric Veik's desk, close-up
9. Eric Veik's desk, with camera bag close-up
10. Eric Veik's desk, Target bag

11. Eric Veik's desk
12. Looking northwest from Veik's desk, in math 10
13. **#1559-1562**, camera case, Target bag, backpack, paper and pencil
14. North doorway into SCI-8
15. Doorway looking south in SCI-8

16. Inside SCI-8, looking south
17. Inside SCI-8 looking east
18. From inside SCI-8 looking north
19. **# 1563**, bullet fragment
20. **# 1563**, with scale

21. **# 1564**, lead fragment
22. **# 1564**, with scale
23. **# 1565**, bullet fragment
24. **# 1565**, with scale

Roll # 14

1. Placard for roll # 14
2. **# 1566**, lead fragment
3. **# 1566**, with scale
4. **# 1567**, bullet fragment
5. **# 1567**, with scale

Roll # 14, continued

6. **# 1568**, shotgun wad fragment
7. **# 1568,** with scale
8. **# 1569**, shotgun wad fragment
9. **# 1569,** with scale
10. **# 1570**, bullet fragment

11. **# 1570**, with scale
12. **# 1571**, bullet fragment
13. **# 1571,** with scale
14. **# 1572**, shotgun wad fragment
15. **# 1572,** with scale

16. **# 1573**, lead fragment
17. **# 1573,** with scale
18. **# 1574**, bullet fragment
19. **# 1574,** with scale
20. **# 1575**, bullet fragment

21. **# 1575,** with scale
22. **# 1576**, bullet fragment
23. **# 1576,** with scale
24. Overall east wall of SCI-8

Roll # 15

1. Placard for roll # 15
2. **# 1577**, bullet fragment, in BH 21
3. **# 1577,** with scale
4. **# 1578**, bullet fragment
5. **# 1578,** with scale

6. **# 1579**, shotgun wad fragment
7. **# 1579,** with scale
8. **# 1580**, lead fragment (shot pellet)
9. **# 1580,** with scale
10. BH 16

11. BH 16 with scale
12. BH 17
13. BH 17 with scale
14. BH 18
15. BH 18 with scale

Roll # 15, continued

16. BH 19
17. BH 19 with scale
18. BH 20
19. BH 20 with scale
20. BH 23

21. BH 23 with scale
22. BH 21 (w/**# 1577**)
23. BH 21 with scale
24. BH 22

Roll # 16

1. Placard for roll # 16
2. BH 22 with scale
3. BH 24
4. BH 24 with scale
5. BH 24 exit

6. BH 24 exit with scale
7. BH 25
8. BH 25 with scale
9. BH 25 exit
10. BH 26

11. BH 26 with scale
12. BH 27
13. BH 27 with scale
14. BH 28
15. BH 28 with scale

16. Overall ceiling SCI 8 looking northwest
17. Overall ceiling SCI 8 looking southeast
18. BH 29, in ceiling
19. BH 29 with scale
20. BH 30, in ceiling

21. BH 30 with scale
22. BH 21 and **# 1577**, bullet fragment
23. **# 1577**, bullet fragment
24. **# 1577**, with scale

Roll # 17

1. Placard for roll # 17
2. BH 17 with probe looking east with no flash
3. BH 17 with probe looking east with flash
4. BH 17 with probe looking overhead
5. BH 20 with probe, looking east

6. BH 20 with probe from below
7. **# 1581**, bullet fragment
8. East wall, SCI-8, looking north with no flash
9. East wall of SCI-8 looking north with flash
10. **# 1582,** bullet fragment, looking south

11. **# 1582,** bullet fragment, looking south
12. **# 1582,** with scale
13. **# 1583**, lead fragment
14. **# 1584,** bullet fragment, in insulation
15. **# 1584,** with scale

16. Science office 3 chemical supply, looking north
17. Science office 3 chemical supply, looking northwest
18. Science office 3 chemical supply, looking south
19. Science office 3 chemical supply, looking east
20. Science office 3 BH 17 exit

21. Science office 3 BH 17 exit with scale
22. Science office 3 shelf area south of BH 17
23. Science office 3 shelf area west of bullet
24. **# 1585**, bullet, from BH 17

Roll # 18

1. Placard for roll # 18
2. **# 1585**, bullet from BH 17 with scale
3. Science office 3 with dent in cabinet
4. **# 1586**, lead fragment on top of towel dispenser, SCI-8
5. **# 1586,** with scale

6. Looking south at science office1
7. Looking south at science office 1 with door closed
8. Close-up of science office 1 door glass
9. BH 33
10. BH 33 with scale

Roll # 18, continued

11. Burnt deposit on science office 1 door exit
12. Science office 1 door looking east
13. From science office 1 door looking east
14. Looking north from south end, science office 1
15. Looking north from south end, east half of office

16. Looking north from north end, looking at east half
17. Burn pattern on floor looking west
18. Burn pattern on floor, looking north
19. Burn pattern on floor, from overhead
20. Looking east from doorway

21. North bookcase, west side
22. North bookcase, close-up of cloth vest hanging on shelves
23. North bookcase, holes in bookcase behind vest
24. South end, north bookcase

Roll # 19

1. Placard for roll # 19
2. North desk, science office 1
3. South desk, science office 1
4. East shelving unit, looking to west bullet holes
5. East shelving unit, looking to west, upper half

6. East shelving unit, looking west, lower portion
7. Science office 1, outside of door, number markers in hallway
8. Science office 1, number markers on floor
9. **# 1587**, match stick
10. **# 1587**, with scale

11. **# 1588**, 2 match sticks
12. **# 1588**, with scale
13. **# 1589**, lead fragment
14. **# 1589**, with scale
15. **# 1590**, bullet fragment

16. **# 1590**, with scale
17. Burn area with scale, showing **# 1589 - # 1594**
18. **# 1592**, CO2 cartridge
19. **# 1592**, CO2 cartridge, with scale
20. **# 1593**, lead fragment

Roll # 19, continued

21. **# 1593**, lead fragment, with scale
22. **# 1595**, bullet fragment
23. **# 1595**, with scale
24. Overall photo of items, **# 1596**, **# 1597** and **# 1598**

Roll # 20

1. Placard for roll # 20
2. **# 1596**, lead fragments
3. **# 1596**, with scale
4. **# 1597**, shotgun wad fragment
5. **# 1597**, with scale

6. **# 1598**, lead fragment
7. **# 1598**, with scale
8. **# 1599**, lead fragment
9. **# 1599**, with scale
10. **# 1600**, bullet fragment (piece of copper jacket)

11. **# 1600**, with scale
12. **# 1601**, lead fragment
13. **# 1601**, with scale
14. **# 1602**, lead fragment
15. **# 1602**, with scale

16. **# 1603**, blue vest
17. **# 1603**, with scale
18. Front of box with bullet hole from **# 1604**, bullet fragment
19. Side of box with bullet hole from **# 1604**
20. **# 1604**, bullet fragment, from inside box

21. **# 1604**, with scale
22. **# 1605**, lead fragments, overall
23. **# 1605**, no scale, close-up
24. **# 1605**, with scale

Roll # 21

1. Placard for roll # 21
2. **# 1600**, piece of copper jacket, overall
3. **# 1600**, with scale
4. **# 1601**, lead fragment, overall
5. **# 1601**, with scale

6. **# 1602**, lead fragment, overall
7. **# 1602**, with scale
8. **# 1603**, blue vest
9. **# 1604**, bullet fragment from inside box
10. **# 1604**, with scale

11. **# 1605**, bullet fragment
12. **# 1605**, with scale
13. **# 1606**, lead fragments, on shelf
14. **# 1606**, with scale
15. Bullet holes from **# 1607**, in shelf unit
16. Bullet holes from **# 1607**, in notebooks
17. **# 1607**, piece of shotgun slug, inside book
18. **# 1607**, with scale inside book
19. **# 1607**, second piece of slug on shelf
20. **# 1607**, second piece of slug, with identification tag

21. **# 1607**, second piece of slug, with scale
22. **# 1608**, lead fragment on floor
23. **# 1608**, with scale
24. **# 1609**, shotgun wad fragment, overall

Roll # 22

1. Placard for roll # 22
2. **# 1609**, shotgun wad fragment, in tray
3. **# 1609**, with scale (tray moved for photo)
4. **# 1610**, shotgun wad fragment (behind window shade)
5. **# 1610**, overall with shades up

6. **# 1610**, with scale
7. BH 34, 35, 36 and 37 (from **# 1607**)
8. BH 35 exit
9. BH 35 entry with scale on shelving
10. Bullet holes in south end shelving unit

Roll # 22, continued

11. Bullet holes in south end shelving with markers (BH 38-40 and 43)
12. Bullet holes in divider between shelves (BH 41 and 42)
13. BH 38 with scale
14. BH 39 and 40 with scale
15. Exits for BH 39 and 40

16. Exits for BH 39 and 40, with scale
17. BH 34, 38, 39, 40 and 43, with probes, looking east
18. BH, 34, 38, 39, 40 and 43, looking from doorway
19. BH 34 and 35 with a probe
20. **# 1611**, lead fragments, overall

21. **# 1611**, lead fragments, close-up
22. **# 1611**, with scale
23. **# 1612**, bullet fragments, inside book
24. **# 1612**, with scale

Roll # 23

1. Placard for roll # 23
2. East side of second shelf, exit for BH 42
3. East side, second shelf, exit for BH 41
4. BH 42 exit with marker
5. BH 41 exit with marker

6. Inside (close-up) culture tube box (BH 42 continued)
7. **# 1613,** bullet fragment (from BH 42)
8. **# 1613,** with scale
9. Small culture tube box (BH 41 continued)
10. Inside (close-up) culture tube box

11. Dividers inside small culture tube box
12. **# 1614,** lead fragment (from BH 42)
13. **# 1614**, with scale (removed from box)
14. South science hall, looking east outside SCI-5
15. Corner of hall, west of SCI-10

16. Close-up BH 44
17. Close-up BH 44 with scale
18. Midrange of BH 44, 45, and 46
19. Midrange of BH 44, 45, and 46 with scale
20. BH 45 no scale

Roll # 23, continued

21. BH 45 with scale
22. Exit for BH 45, overall
23. Bullet 45 exit, mid range
24. BH 45, exit with scale

Roll # 24

1. Placard for roll # 24
2. SCI-6 looking southeast
3. SCI-6, looking southwest
4. SCI-6, looking northwest
5. SCI-6, looking northeast

6. BH 46, in speaker, overall looking east
7. BH 46, midrange
8. BH 46, close-up with scale
9. BH 46, and BH 47
10. Exit for BH 46

11. BH 47, midrange
12. BH 47 with scale
13. Overalls, east pillar, SCI-6
14. **# 1615**, bullet, inside wall, midrange (from BH 44-47)
15. **# 1615**, close-up

16. **# 1615**, with scale
17. **# 1616**, bullet fragment (from BH 6), overall, inside window frame
18. **# 1616**, bullet inside window frame
19. **# 1617**, live 9mm cartridge, overall looking east
20. **# 1617**, live 9mm cartridge, midrange looking east

21. **# 1617**, close-up without scale
22. **# 1617**, close-up with scale
23. Looking south at upper window with bullet hole, south of cafeteria
24. Looking south at upper window with bullet holes, south of cafeteria

Roll # 25

1. Placard for roll # 25
2. Broken window and impact on frame
3. Overall impacts on window south side of cafeteria (BH 48-49)
4. Photo of bullet, between glass, south of cafeteria (**#1619**)

Roll # 25, continued

5. Looking south, BH 48, 49, and 50 south of cafeteria

6. Hole in window frame, east side of south commons entry
7. **# 1618**, bullet fragment, from BH 50
8. **# 1618**, with marker
9. **# 1618**, with marker, out of wall
10. **# 1618**, with scale

11. **# 1619**, bullet fragments (from BH 49), with marker
12. **# 1619**, with label from second floor
13. **# 1619**, with scale, removed from window
14. BH 51 overall, looking south
15. BH 51 close-up

16. BH 51 with scale
17. **# 1620**, nail, overall looking north west
18. **# 1620**, close-up
19. **# 1620**, with scale
20. Entrance music store room

21. Interior of music room looking northwest
22. Interior of music room, looking northeast
23. Interior of music room, looking southeast
24. Interior of music room, looking southeast

Roll # 26

1. Placard for roll # 26
2. Storage room, next to vocal music 1
3. Interior of storage room, looking northwest
4. Interior of storage room, looking northeast
5. Interior of storage room, looking southeast

6. Interior of storage room, looking southwest
7. Auditorium hallway, looking north
8. Doorway to music 3
9. Interior of music 3, looking northwest
10. Interior of music 3, looking northeast

11. Interior of music 3, looking southeast
12. Interior of music 3, looking southwest
13. Exterior science mechanical, next to SCI-4

Roll # 26, continued

14. Interior of science mechanical, looking southeast
15. Interior of science mechanical, looking north

16. Exterior of science mechanical across from SCI-4
17. Interior of science mechanical from south side
18. Exterior of SCI-4, with door
19. Interior of SCI-4, looking southeast
20. Interior of SCI-4, looking northeast

21. Interior of SCI-4, looking northwest
22. Interior of SCI-4, looking southwest
23. Exterior of SCI-5
24. Interior of SCI-5, looking southeast

Roll # 27

1. Placard for roll # 27
2. Interior of SCI-5, looking northeast
3. Interior of SCI-5, looking northwest
4. Interior of SCI-5, looking southwest
5. Exterior of science office 2

6. Interior, science office 2, east looking west
7. Interior, science office 2, west end looking north
8. Interior, science office 2, east end
9. Interior, science office 3, north end
10. Exterior room adjacent to science office 2

11. Faculty lavatory, storage room adjacent to science office 2
12. Exterior SCI-7
13. Interior SCI-7 looking northeast
14. Interior SCI-7 looking northwest
15. Interior SCI-7 looking southwest

16. Interior SCI-7 looking southeast
17. Exterior north door, SCI-9
18. Interior SCI-9, looking southwest
19. Interior SCI-9, looking southeast
20. Interior SCI-9, looking northeast

21. Interior SCI-9, looking northwest
22. Exterior, SCI-10

Roll # 27, continued

23. Interior, SCI-10, looking northwest
24. Interior, SCI-10, looking southwest

Roll # 28

1. Placard for roll # 28
2. Interior, SCI-10, looking southeast
3. Interior, SCI-10, looking northeast
4. Exterior, SCI-11
5. Interior, SCI-11, looking northwest

6. Interior, SCI-11, looking southwest
7. Interior, SCI-11, looking southeast
8. Interior, SCI-11, looking northeast
9. Exterior, SCI-12
10. Interior, SCI-12, looking northeast

11. Interior, SCI-12, looking northwest
12. Interior, SCI-12, looking southwest
13. Interior, SCI-12, looking southeast
14. Officer adjacent to SCI-12
15. Interior of office, adjacent to SCI-12, looking west

16. Office interior looking east
17. Office interior looking west
18. Office interior looking north
19. Office interior looking south
20. Yearbook room exterior

21. Yearbook room looking southeast
22. Yearbook room looking northeast
23. Yearbook room looking northwest
24. Yearbook room looking southwest

Roll # 29

1. Placard for roll # 29
2. Yearbook Publishing office doorway
3. Yearbook Publishing office looking southwest
4. Yearbook Publishing office looking southeast
5. Yearbook Publishing office looking northwest

Roll # 30, continued

16. Exterior of math # 7
17. Interior of math 7, looking southeast
18. Interior of math 7, looking northeast
19. Interior of math 7, looking northwest
20. Interior of math 7, looking southwest

21. Exterior of math 5
22. Interior of math 5, looking southeast
23. Interior of math 5, looking northeast
24. Interior of math 5, looking northwest

Roll # 31

1. Placard for roll # 31
2. Interior of math 5 looking southwest
3. Exterior of math 4
4. Interior of math 4 looking southeast
5. Interior of math 4 looking northeast

6. Interior of math 4 looking northwest
7. Interior of math 4 looking southwest
8. Exterior of math 3
9. Interior of math 3, looking southeast
10. Interior of math 3, looking southwest

11. Interior of math 3, looking northwest
12. Interior of math 3, looking northeast
13. Exterior of math 2
14. Interior of math 2 looking southeast
15. Interior of math 2, looking southwest

16. Interior of math 2, looking northwest
17. Interior of math 2, looking northeast
18. Exterior of math 1
19. Interior of math 1, looking northeast
20. Interior of math 1, looking northwest

21. Interior of math 1, looking southwest
22. Interior of math 1, looking southeast
23. East math hallway, looking north
24. Bathroom for Faculty, math area

Roll # 32

1. Placard for roll # 32
2. Exterior, LA-13
3. Interior of LA-13, looking southwest
4. Interior of LA-13, looking southeast
5. Interior of LA-13, looking northeast

6. Interior of LA-13, looking northwest
7. Interior of office adjacent to LA-13, looking northeast
8. Interior of office, adjacent to LA-13, looking southeast
9. Interior of office, adjacent to LA-13, looking southwest
10. Exterior of MRC room

11. Interior of MRC room, looking northeast
12. Interior of MRC room, looking southeast
13. Interior of MRC room, looking southwest
14. Interior of MRC room, looking northwest
15. Math office adjacent to MRC room

16. Interior of math office, looking northwest
17. Interior of math office, looking southwest
18. Interior of math office, looking southeast
19. Interior of math office, looking northeast
20. Telephone room, math area

21. Mechanical room in math area
22. Math computer room
23. Math computer room looking southeast
24. Math computer room looking northeast

Roll # 33

1. Placard for roll # 33
2. Math computer room looking northwest
3. Math computer room, looking southwest
4. Janitor's closet math area
5. East bathroom in math area

6. East bathroom in math area, men's room, looking northeast
7. East bathroom in math area, men's room looking southwest
8. East bathroom in math area, women's room, looking northwest

Roll # 33, continued

9. East bathroom in math area, women's room, looking southeast
10. English hallway to front door looking north

11. Language Arts south hallway (LA3 –10), looking east
12. LA-4 exterior view
13. LA-4, interior, looking southeast
14. LA-4, interior, looking northeast
15. LA-4, interior, looking northwest

16. LA-4, interior, looking southwest
17. Exterior LA-5
18. Interior, LA-5, looking southwest
19. Interior, LA-5, looking southeast
20. Interior, LA-5, looking northeast

21. Interior, LA-5, looking northwest
22. Exterior, LA-6
23. Interior, LA-6, looking southwest
24. Interior, LA-6, looking northwest

Roll # 34

1. Placard for roll # 34
2. Exterior of LA-3
3. LA-3, looking southwest
4. LA-3, looking northwest
5. LA-3, looking northeast

6. LA-3, looking southeast
7. Exterior of LA-room 10
8. LA-room 10, looking northwest
9. LA-room 10, looking northeast
10. LA-room 10, looking southeast

11. LA-room 10, looking southwest
12. LA-9, exterior
13. LA-9, looking northeast
14. LA-9, looking southeast
15. LA-9, looking southwest

Roll # 34, continued

16. LA-room 9, looking northwest
17. Language-composition room
18. Language-composition room, looking south
19. Language-composition room, looking north
20. Possible storage room, (no marker or name) east of LA-6

21. Storage room, looking southeast
22. Storage room, looking southwest
23. Storage room, looking northwest
24. Storage room, looking northeast
25. Conference room 1

26. Conference room 1, looking northwest
27. Conference room 1, looking southeast
28. Storage room across from LA-6
29. Storage room, looking west
30. Storage room, looking east

31. Classroom, south of SS-8 (LA-8)
32. Classroom (LA-8), looking southeast
33. Classroom (LA-8), looking southwest
34. Classroom (LA-8), looking northwest
35. Classroom (LA-8), looking northeast

36. Storage room

ROLL # 35

1. Placard for roll # 35
2. East Language Arts hallway, looking south
3. North Language Arts hallway, looking west
4. Language Arts north hallway, east exit
5. Exterior social studies (SS) 8

6. Interior SS-8 looking northeast
7. Interior SS-8, looking southeast
8. Interior SS-8, looking southwest
9. Interior SS-8, looking northwest

10. Exterior, SS-7
11. Interior SS-7, looking northwest
12. Interior SS-7, looking southwest

Roll # 35, continued

13. Interior SS-7, looking southeast
14. Interior SS-7, looking northeast
15. Exterior conference room 1, adjacent to SS-7

16. Interior of conference 1, looking northwest
17. Interior of conference 1, looking northeast
18. Interior of conference 1, looking southeast
19. Exterior of conference 2, adjacent to SS-7
20. Interior of conference 2, looking northwest

21. Interior of conference 2, looking southeast
22. Interior of conference 2, looking southwest
23. Exterior of SS-6
24. Interior of SS-6, looking northwest

Roll # 36

1. Placard for roll # 36
2. Social studies office
3. Interior, social studies office looking southwest
4. Interior social studies office looking northwest
5. Interior social studies office looking northeast

6. Interior social studies office looking southeast
7. Storage room across from social studies office
8. Storage room looking northeast
9. Storage room looking southeast
10. Storage room looking southwest

11. Storage room looking northwest
12. Exterior, SS-9
13. SS-9, looking southeast
14. SS-9, looking southwest
15. SS-9, looking northwest

16. SS-9, looking northeast
17. Room west of SS-9 (SS-10)
18. Room (SS-10) looking southwest
19. Room (SS-10) looking northwest
20. Room (SS-10) looking northeast

21. Room (SS-10) looking southeast

Roll # 36, continued

22. Exterior, SS-4
23. SS-4, looking northwest
24. SS-4, looking northeast
25. SS-4, looking southeast

26. SS-4, looking southwest
27. Exterior, SS-1
28. SS-1, looking northwest
29. SS-1, looking northeast
30. SS-1, looking southwest

31. SS-1, looking southeast
32. Faculty bathroom
33. Bathroom looking northwest
34. Bathroom looking northeast
35. Conference room

36. Conference room looking west
37. Conference room looking east

Roll # 37

1. Placard for roll # 37
2. SS-6, looking southwest
3. SS-6, looking southeast
4. SS-6, looking northeast
5. Exterior of SS-5

6. SS-5, looking northeast
7. SS-5, looking southeast
8. SS-5, looking northwest
9. Social studies, 5, looking southwest
10. SS-5, looking southeast

11. Northwest social studies hall, looking east
12. Northwest social studies hall, looking west
13. Exterior of SS-3
14. SS-3, looking northeast
15. SS-3, looking northwest

Roll # 37, continued

16. SS-3, looking southwest
17. SS-3, looking southeast
18. Exterior of SS-2
19. SS-2, looking northwest
20. SS-2, looking southwest

21. SS-2, looking southeast
22. SS-2, looking northeast
23. West social studies hall looking south
24. South social studies hall looking east
25. Exterior of LA-12

Roll # 38

1. Placard for roll # 38
2. ERC room
3. ERC, looking southwest
4. ERC, looking northwest
5. ERC, looking northeast

6. ERC, looking southeast
7. Northwest doorway exit
8. Exterior, Publications room
9. Publications room, looking southeast
10. Publications room, looking northwest

11. Publication room, looking northeast
12. Exterior, LA-2
13. LA-2, looking southeast
14. LA-2, looking northeast
15. LA-2, looking northwest

16. LA-2, looking northeast

ROLL # 39

1. Placard for roll # 39
2. Interior of LA-12, looking northeast
3. Interior of LA-12, looking northwest
4. Interior of LA-12, looking southwest
5. Interior of LA-12, looking southeast

Roll # 39, continued

6. Exterior of LA-11
7. LA-11, looking southeast
8. LA-11, looking northeast
9. LA-11, looking northwest
10. LA-11, looking southwest

11. Exterior, LA-1
12. LA-1, looking southwest
13. LA-1, looking southeast
14. LA-1, looking northeast
15. LA-1, looking northwest

16. Technical laboratory looking northwest
17. Technical laboratory, looking northeast
18. Technical laboratory, looking southeast
19. Technical laboratory, looking southwest
20. Drafting room looking northeast

21. Drafting room looking southeast
22. Drafting room looking southwest
23. Drafting room looking northwest
24. Conference room 2 looking southwest

Roll # 40

1. Placard for roll # 40
2. South side of school, commons area
3. South side of school, commons area
4. **# 1622**, bullet fragment (copper jacket) close-up, no placard
5. **# 1622**, close-up with placard

6. **# 1622**, close-up with scale
7. North door to SCI-7
8. West end of SCI-7, looking south
9. West end of SCI-7, looking north
10. SCI-7 with papers on floor

11. SCI-7 with papers on floor
12. SCI-7 with papers on floor
13. SCI-7 papers on desk next to projector
14. **# 1623**, papers on floor
15. Door to technical lecture room

Roll # 40, continued

16. Technical lecture room, looking southwest
17. Technical lecture room, looking southeast
18. Technical lecture room, looking northwest
19. Technical lecture room, looking northeast
20. Technical lecture room, dry erase board on north wall
21. Writing on west side of dry erase board
22. Writing on east side of dry erase board
23. Copy room, technical laboratory, looking southwest
24. Technical laboratory, looking from southwest to northeast

END OF PHOTOGRAPHIC LOG, TEAM FOUR

RH/rhl
05-25-99

Amended:
SDA
02-22-00

Robert Lloyd
Thornton Police

Steve Adams
Arvada Police

Tony Gallardo
Arapahoe Sheriff Dept

Bruce Davis
Greenwood Village Police

Steve Stalter
Jefferson County Sheriff

ALL TEAM MEMBERS HAVE REVIEWED THIS REPORT AND CONCURE

RHL:rl 052099 SDA:020700
JCSO case report 99-7625
TPD, case report 99-4919

Team Five

REPORT DATE October 12, 1999	COLORADO BUREAU OF INVESTIGATION REPORT OF INVESTIGATION	FILE P99-0453 D99-1333
TYPE OF REPORT Crime Scene	REPORT BY Agent Barbara B. Ray, Team Leader	AREA Jefferson County
NATURE OF CASE Homicide		

CRIME SCENE REPORT FOR TEAM FIVE

REQUESTING AGENCY:	Jefferson County Sheriff's Office 200 Jefferson County Parkway Golden, CO 80401 303-271-5600
REQUESTING OFFICER:	Lab Supervisor Chris Andrist
INVESTIGATING OFFICER:	Lab Supervisor Chris Andrist
DATE OF REQUEST:	April 20, 1999
DATE OF OFFENSE:	April 20, 1999
AGENCY CASE NUMBER:	99-7625
LOCATION OF SCENE:	Columbine High School 6201 South Pierce Street Jefferson County, CO 80165
VICTIM:	
SUSPECTS:	Dylan Klebold (DOB: 091181) Eric Harris (DOB: 040981)
WEATHER CONDITIONS:	Varied
EVIDENCE SEIZED BY:	Investigator Jose Aceves, Investigator Tom Acierno, Deputy Doug Moore
EVIDENCE IN CUSTODY OF:	Jefferson County Sheriff's Office

Type of Report Crime Scene	Agent Barbara Ray	Date 10/12/99	File Number P99-0453 D99-1333	Page 2

REMARKS:

On April 20, 1999, crime scene personnel from various law enforcement agencies were assigned to assist with the processing of a crime scene at Columbine High School, located in Jefferson County, Colorado.

Upon arrival at the Command Post located on Pierce Street by Clement Park, crime scene personnel were informed that the bomb squads of various agencies were in the process of clearing the school and the parking lot of explosive devices. At approximately 11:30 p.m., all crime scene personnel were instructed that processing of the scene would not start until the bomb squads had completed their activities; therefore, all crime scene personnel would report back to the command post on Wednesday, April 21, 1999 at 8:00 a.m.

ACTION TAKEN:

At 11:45 a.m. on April 21, 1999, a briefing was held with Chris Andrist of the Jefferson County Sheriff's Office. The plans for processing the scene and team assignments were made. Team Five was assigned the processing of the front foyer, lobby, hallway, and rear foyer of the school. The team consisted of Ken Van Cleave - CBI Pueblo, Vaughn Ballard - CBI Denver, Tom Netwal - CBI Denver, Barbara Ray – CBI Pueblo and Jose Aceves, Jefferson County Sheriff's Office. Duties assignments were:

- Ken Van Cleave, Team leader, sketching the scene and recording measurements
- Vaughn Ballard, photography
- Tom Netwal, measurements
- Barbara Ray, general notes and photography log
- Jose Aceves, collect, seal, label and submit evidence

All evidence was to be submitted to a central receiving area for the Jefferson County Sheriff's Office.

At 2:15 p.m., Team Five was taken on a cursory walk-through of the scene. Processing of the assigned area began at 2:30 p.m. During the cursory walk-through, several bottles of water and an opened box of military rations were noted in the lobby of the building. Team Five was advised that these items had been used by the SWAT team and did not require processing per Chris Andrist.

Items of potential evidence located on the floor were

marked by use of a placard near each item. Processing began in the front foyer of the building. Overall photographs and close-up photographs were taken. The east entrance to the school had two sets of double doors opening to the outside of the school. Another set of double doors was located connecting the foyer to the lobby of the school. A stain on the floor in front of the north interior door tested negative for the presence of blood. Items of evidence and bullet holes in the doors and ceiling were photographed and sketched. Team Five assigned the bullet holes numbers. The number designation contained BH (bullet hole), a sequential number and a 5 in parenthesis (indicating team number). Evidence collected from this area included live rounds, blood and projectiles. The bullet hole in the center of the front glass passed through the glass from the outside of the building. The remaining bullet holes were from bullets that had traveled from the west to the east.

Team Five proceeded to the lobby area and continued to process the scene by taking overall and close-up photographs, recording measurements and collecting items of evidence. Three stains tested positive for the presence of blood. These stains were located by evidence placard number 1812 (an area near the artificial plant), evidence placard number 1816 (an area near the hanging trophy case) and evidence placard number 1820 (an area in the doorway marked "Social Studies/English"). One area located by evidence placard 1817 tested negative for the presence of blood. The stains located by evidence placard numbers 1812 and 1816 were transfer stains, while the stain located by evidence placard number 1820 was more concentrated. The stain located by evidence placard number 1816 had an impression in the bloodstain similar to the bottom of a shoe. Evidence collected from this area included live rounds of ammunition and blood. The following overall observations were made:

- BH-4 (5), BH-5 (5) and BH-6 (5) were located on the south interior door to the lobby. None of these penetrated through the door.
- BH-7 (5) was a large hole and did not penetrate though the support
- BH-8 (5) and BH-9 (5) did not penetrate the door.
- BH-10 (5) contained a projectile
- BH-11 (5) and BH-13 (5) were impact sites

- BH-12 (5) penetrated the west side of the door panel
- BH-15 (5), BH-16 (5) and BH-17 (5) were in the center support on the interior foyer doors
- BH-18 (5) was in the glass on the interior of the foyer doors
- BH-19 (5), BH-20 (5) and BH-21 (5) were in ceiling tiles near the carpeted hallway

In addition, bullet or projectile holes not specifically noted in this report were documented through photography and sketching.

Team Five proceeded to the carpeted section of the hallway. Overall photographs, close-up photographs, measurements were taken and items of evidence were collected. At 6:40 p.m., Linda Holloway of CBI Denver and Steve Johnson of the Littleton Police Department joined the team and helped to make measurements. At 7:05 p.m., Joan Schroer joined the team and helped to make measurements. The hallway west of the foyer entrance was carpeted. This hall was divided into six sections, starting with section one at the east end where the carpet began. Subsequent sections began at each arch or doorway as one proceeded west. Bullet holes numbered BH-22 (5) through BH-33 (5) were documented in the first and second sections of carpeted hallway. At 8:15 p.m., Team Five suspended processing of the hallway. All items of evidence collected on this date and all film and photograph logs were given to Jefferson County Deputy Aceves.

On April 22, 1999, Team Five met at Columbine High School to continue with processing the hallway. Team members consisted of Barbara Ray (team leader), Ken Van Cleave, Vaughn Ballard, Tom Netwal, Joan Schroer and Steve Johnson. Joe Clayton – CBI Denver and Tom Acierno – Jefferson County Sheriff's Office joined Team Five. Team assignments were as follows:

- Ken Van Cleave, sketching the scene
- Vaughn Ballard, measurements
- Tom Netwal, measurements
- Joan Schroer, record measurements
- Steve Johnson, measurements
- Barbara Ray, general notes and photography log
- Joe Clayton - photography
- Tom Acierno, collect, seal, label and submit

evidence

Evidence placards #1835 and #1847 were documented by photography with no evidence associated with these numbers. Placard #1847 was a hole in the carpet. No bullet was revealed under the carpeting. Evidence placard #1846 consisted of nineteen cartridge cases near the access door to the mechanical area on the north side of the theater. These were collected as one item of evidence. Several pieces of tape were collected from the doorframe and from behind the doorway between the second and third sections of carpeting. This exhibit was marked as #1887-2. Evidence placard #1889 was a projectile collected from BH-35 (5). Evidence placard #1890 was a projectile collected from BH-64 (5). Evidence placard #1891 was a projectile collected from BH-67 (5). When a direction of travel could be determined, the bullet holes in the third through sixth carpeted sections of hallway and from the rear foyer were all in a direction from west to east.

The rear foyer was divided into six areas. Bomb fragments were indicated by markers with red tape and bullet fragments were indicated by markers with blue tape. Bomb fragments from each area were collected in one envelope. Bullet fragments from each area were collected in one envelope. Numbers were assigned to items of evidence that were collected. Three stains in the rear foyer tested negative for the presence of blood. The mat in the rear foyer was rolled up. It was unrolled and found to be clean and free of debris. Numerous bullet holes in the interior foyer rear doors were documented, photographed and measured. The processing was suspended at 4:45 p.m. All items of evidence collected on this date and all film and photograph logs were given to Jefferson County Deputy Acierno. A brief meeting with all teams was conducted.

On April 23, 1999, Team Five met at Columbine High School to continue with processing the hallway. Team members consisted of Barbara Ray (team leader), Ken Van Cleave, Vaughn Ballard, Tom Netwal, Joan Schroer, Joe Clayton, and Tom Acierno. Team assignments were as follows:

- Ken Van Cleave, sketching the scene
- Vaughn Ballard, measurements
- Tom Netwal, measurements

- Joan Schroer, record measurements
- Barbara Ray, general notes and photography log
- Joe Clayton, photography
- Tom Acierno, collect, seal, label and submit evidence

Processing resumed with the rear foyer of the school. Numerous bullet holes were photographed and measured on the inside of the back doors. These holes were assigned numbers BH-67 (5) through BH-125 (5). Several areas on the overhang in the rear foyer tested negative for the presence of blood. One number [BH-126 (5)] was given to all the fragments embedded in the southeast wall of the foyer. The south wall was photographed in several portions with markers BH-128-1 (5) to BH-128-4 (5). The north wall of the foyer was photographed in several portions with markers BH-129 (5) to BH-129-4 (5). Marker BH-129-1 (5) was not used.

The bullet holes in the ceiling were documented by designating an east and south coordinate to the ceiling tiles as they related to the section of carpet over which the holes in the tiles were located. Attempts were made to recover all bullets from the ceiling tiles, lockers and walls. Recovered projectiles were numbered and taken into evidence. Processing was suspended at 4:45 p.m. and a brief meeting with the other forensic teams was conducted. All items of evidence collected on this date and all film and photograph logs were given to Jefferson County Deputy Acierno.

On Monday, April 26, 1999, crime scene processing of Columbine High School continued. Following a briefing from approximately 8:00 a.m. until 8:50 a.m. at the school auditorium, Team Five continued to process its assigned areas. On this date Team Five consisted of CBI Agent Ken Van Cleave-acting as team leader, CBI Agent Joe Clayton, CBI Agent Vaughn Ballard, Detective Joan Schroer-Littleton PD, and Deputy Douglas Moore- Jefferson County SO, who took custody of all evidence collected.

- Ken Van Cleave, sketching the scene, general notes
- Vaughn Ballard, measurements
- Joan Schroer, record measurements, photography log
- Joe Clayton - photography

- Douglas Moore, collect, seal, label and submit evidence

Processing on this date included collecting evidence from the "Social Studies/English" hallway immediately south of the main hallway; collecting evidence from the custodians' office at the west end of the main hallway; collecting bullets and bullet fragments from the doors in the east and west ends of the main hallway; and collecting bullets from locker 1748 in the main hallway.

At approximately 9:00 a.m. processing of the "Social Studies/English" hallway began. After the overall area was photographed, the area was searched, and four (4) 9mm cartridges were found. Three cartridges were located just south of the doors into the main hallway and the fourth cartridge was found to the south at the intersection with the first east-west hallway. These items were given evidence numbers 1919-1922, and were photographed, measured and collected.

At approximately 10:45 a.m. collection of the bullets and fragments from the doors at the east end of the main hallway began. Members of the Littleton Fire Department under the supervision of Agent Van Cleave used their cutting equipment to help remove the items from the doors. Evidence items 1923-1926 were recovered.

The firefighters and other members of the team then moved to the west end of the main hallway to recover bullets and fragments from the doors. Bullets and fragments were recovered and given evidence numbers 1927 and 1932-1935.

Agent Van Cleave then examined the previously numbered bullet holes in the west wall and doors of the main hallway to determine the direction of travel of the projectiles. The following information was obtained:

BH-133 (5)	outside to inside
BH-134 (5)	outside to inside
BH-135 (5)	inside to outside
BH-136 (5)	no conclusion

At this time it was decided to examine and document the bullet holes on the outside of the west doors into the main hallway. This area had been examined previously

by the FBI; however, it was unclear if the bullet holes had been documented. These holes were assigned numbers, photographed, and measured by Team Five. It was also determined that the previously numbered BH-132 (5) on the inside of the west doors was the impact point for BH-178 (5) on the outside of the west doors.

During the examination of the doors and west wall additional items of evidence were recovered in the area previously processed by the FBI. These included numerous pieces of bomb debris and fragments from immediately outside the west doors, evidence item 1928, and three metal pieces from the area immediately west of the doors, evidence items 1929-1931.

Additional bullet holes were examined by Agent Van Cleave to attempt to determine direction of travel. The following information was obtained:

BH-145 (5)	no conclusion
BH-146 (5)	no conclusion
BH-147 (5)	outside to inside
BH-148 (5)	outside to inside

At approximately 2:45 p.m. processing of the custodians' office at the west end of the main hallway began. Examination revealed two bullets had been fired at the east wall of the room. The room was photographed and measured. Searching disclosed a fragment of bullet jacket on the floor near the desk. This item was given evidence number 1936, measured and collected. A bullet hole was found in the freezer door of the refrigerator on the east wall and was photographed and measured. Fragments of this bullet were recovered from inside the freezer and given evidence number 1937. A second bullet was removed from the east wall of the room. This bullet had passed through a table leg and was found behind the wallboard. After photographing and measuring this area, the bullet was removed from behind the wallboard and given evidence number 1938.

Agent Van Cleave and the other members of Team Five then responded to the main hallway to recover two (2) bullets from locker 1748. This locker had been examined and opened by bomb technicians to allow recovery of the evidence. One bullet was given

evidence number 1939 and was consistent with originating from the bullet which made the previously examined bullet hole BH-48 (5). The other bullet was given evidence number 1940 and was the bullet which made bullet hole BH-49 (5).

Team Five then discussed what processing they had done since beginning on Wednesday, April 21, 1999. It was concluded that no additional processing would be done in our assigned area and members of the team departed at approximately 4:00 p.m. All items of evidence collected on this date and all film and photograph logs were given to Jefferson County Deputy Moore.

Recorded measurements, crime scene sketches, photograph logs and evidence logs contain more details pertaining to the location and listing of all of the evidence.

Summary of evidence:

- thirty cartridge cases
- three shotgun shells
- two shotgun wads
- twenty-four bullets
- forty projectile fragments plus numerous fragments recovered from the rear entry way
- fourteen live rounds
- one pipe end cap
- one hundred forty-eight exit/entry holes resulting from projectiles

Evidence was collected and released to Jefferson County Sheriff's Office.

Type of Report Crime Scene	Agent Barbara Ray	Date 10/12/1999	Case Number P99-0453 D99-1333	Page 11

Photolog

Team #Five

Roll #1

1	Placard for Team Five, Roll 1
2	Interior of front doors from foyer looking outward
3	Front entrance
4	Front entrance (bullet hole)
5	Front entrance (bullet hole)
6	Inside front doors
7	Ceiling tile inside foyer
8	Bullet main foyer floor, **#1800**
9	Bullet main foyer floor (close-up), **#1800**
10	Bullet (no marker), **#1800**
11	Bullet with ruler, **#1800**
12	Bullet, northeast corner of main foyer, **#1801, 1802**
13	Bullet, northeast corner of main foyer (close-up in wall), **#1801, 1802**
14	Bullet, northeast corner of main foyer (close-up in wall), **#1801, 1802**
15	Bullet northeast corner of main foyer (close-up in wall), **#1801, 1802**
16	Bullet, northeast corner of main foyer (close-up in wall) with ruler, **#1801, 1802**
17	Overall foyer interior
18	Bullet, **#1803**
19	Bullet
20	Bullet
21	Small wood chips, **#1804**
22	Small wood chips with number
23	Glass with wood chips
24	Glass with wood chips with ruler
25	BH-1 (5) bullet hole inside front entrance
26	BH-2 (5) Bullet hole in glass above main doors from outside
27	BH-3 (5) Bullet hole impression, lower front door
28	Front foyer ceiling

Roll #1, continued

29 Front foyer ceiling
30 Impact area – top of frame above entry to school

31 Interior foyer door (7, 8)
32 Interior foyer door (5, 6)
33 Two bullets and bullet fragment, **#1805-1807**
34 Bullet, **#1805**
35 Bullet, **#1805**

36 Bullet with ruler, **#1805**
37 Bullet, **#1806**

Roll #2

1 Placard
2 Bullet with #, **#1806**
3 Bullet **#1806**
4 Bullet with ruler, **#1806**
5 Bullet fragment, **#1807**

6 Bullet fragment, **#1807**
7 Bullet fragment with ruler, **#1807**
8 Bullet fragment, **#1808**
9 Bullet fragment, **#1808**
10 Bullet fragment with ruler, **#1808**

11 Four cartridges, **#1809**
12 One cartridge, **#1809**
13 Three cartridges, **#1809**
14 One cartridge, **#1810**
15 One cartridge, **#1810**

16 One cartridge with ruler, **#1810**
17 One cartridge, **#1811**
18 One cartridge, **#1811**
19 One cartridge with ruler, **#1811**
20 Bloodstain, **#1812**

21 Bloodstain, **#1812**
22 Bloodstain, **#1812**
23 Bloodstain with ruler, **#1812**

Roll #2, continued

24 Bullet, **#1813**
25 Bullet, **#1813**

26 Bullet with ruler, **#1813**
27 Overall photo of area by hanging trophy case, **#1814, 1815, 1816**
28 Overall photo of area by hanging trophy case, **#1814, 1815, 1816, 1817**
29 One cartridge, **#1814**
30 One cartridge, **#1814**

31 One cartridge with ruler, **#1814**
32 Bullet fragment, **#1815**
33 Bullet fragment, **#1815**
34 Bullet fragment with ruler, **#1815**
35 Bloodstain, **#1816**

Roll #3

1 Placard
2 Bloodstain, **#1816**
3 Bloodstain with ruler, **#1816**
4 Possible bloodstain, **#1817**
5 Possible bloodstain, **#1817**

6 Possible bloodstain with ruler, **#1817**
7 Overall photo of **#1818, 1819**
8 Piece of ceiling tile, **#1818**
9 Piece of ceiling tile, **#1818**
10 Piece of ceiling tile with ruler, **#1818**

11 Bullet fragment, **#1819**
12 Bullet fragment, **#1819**
13 Bullet fragment with ruler, **#1819**
14 Possible bloodstain, **#1820**
15 Possible bloodstain, **#1820**

16 Possible bloodstain with ruler, **#1820**
17 Possible bloodstain with ruler, **#1820**
18 Bullet holes inside lobby front doors BH-4(5), BH-5(5), BH-6(5)

Roll #3, continued

19	Bullet holes inside lobby front doors, BH-7(5)
20	Bullet hole on center support inside lobby front doors, BH-8(5), BH-9(5)
21	Bullet holes inside lobby front doors, BH-10(5), BH-11(5)
22	Bullet holes inside lobby front doors, BH-12(5), BH-13(5)
23	Bullet with ruler BH-10(5), **#1823**
24	Bullet, **#1823**
25	Bullet hole, BH-14(5)
26	Bullet hole, BH-15(5)
27	Bullet hole, BH-16(5)
28	Bullet hole, BH-17(5)
29	Bullet hole, BH-18(5)
30	Bullet hole in ceiling tile in lobby, BH-19(5)
31	Bullet hole in ceiling tile in lobby, BH-19(5)
32	Bullet hole in ceiling tile in lobby with ruler, BH-19(5)
33	Bullet hole in ceiling tile in lobby, BH-20(5)
34	Bullet hole in ceiling tile in lobby with ruler, BH-20(5)
35	Bullet hole in ceiling tile in lobby, BH-21(5)
36	Shotgun wadding, **#1821**

Roll #4

1	Shotgun wadding with ruler, **#1821**
2	Placard
3	Shotgun wadding, **#1821**
4	Bullet fragment, **#1822**
5	Bullet fragment, **#1822**
6	Bullet fragment with ruler, **#1822**
7	Bullet, **#1824**
8	Bullet, **#1824**
9	Bullet with ruler, **#1824**
10	Doorway marked "Math/Science/TRC
11	Piece of white label with ruler, **#1825**
12	Piece of white label, **#1825**
13	Possible wadding with ruler, **#1826**

Roll #4, continued

14	Possible wadding, **#1826**
15	Overall of hallway
16	Bullet with ruler, **#1827**
17	Bullet, **#1827**
18	Bullet with ruler, **#1828**
19	Bullet, **#1828**
20	Piece of tape with ruler, **#1829**
21	Piece of tape, **#1829**
22	Tobacco can with ruler, **#1830**
23	Tobacco can, **#1830**
24	Bullet hole, BH-22(5)
25	Bullet hole in overhang, BH-23(5), BH-24(5)
26	Bullet hole in overhang, BH-25(5), BH-26(5)
27	Ceiling tile in hallway, BH-27(5)
28	Ceiling tile in hallway, BH-28(5)
29	Ceiling tile in hallway, BH-30(5)
30	Ceiling tile in hallway, BH-29(5)
31	No photo
32	Overhang in 2nd section of hallway, BH-31(5)
33	Overhand in 2nd section of hallway, BH-32(5)
34	Overhand in 2nd section of hallway, BH-33(5)
35	Overall of hallway

Roll #5

1	Placard
2	Bullet fragment with ruler, **#1831**
3	Bullet fragment, **#1831**
4	Bullet fragment with ruler, **#1832**
5	Bullet fragment, **#1832**
6	Bullet fragment with ruler, **#1833**
7	Bullet fragment, **#1833**
8	Bullet fragment with ruler, **#1834**
9	Bullet fragment, **#1834**
10	Hole in carpet with ruler, **#1835**

Roll #5, continued

11	Hole in carpet, **#1835**
12	Bullet fragment with ruler, **#1836**
13	Bullet fragment, **#1836**
14	Bullet fragment with ruler, **#1837**
15	Bullet fragment, **#1837**
16	Bullet fragment with ruler, **#1838**
17	Bullet fragment, **#1838**
18	Bullet fragment with ruler, **#1839**
19	Bullet fragment, **#1839**
20	Bullet fragment with ruler, **#1840**
21	Bullet fragment, **#1840**
22	Bullet fragment with ruler, **#1841**
23	Bullet fragment, **#1841**
24	Carpet with ruler, **#1847**
25	Carpet, **#1847**
26	Two bullet fragments with ruler, **#1843**
27	Two bullet fragments, **#1843**
28	Two bullet fragments with ruler, **#1842**
29	Two bullet fragments, **#1842**
30	Bullet fragment with ruler, **#1844**
31	Bullet fragment with ruler, **#1844**
32	Cartridge case with ruler, **#1845**
33	Cartridge case, **#1845**
34	Overall of 19 cartridge cases, **#1846**
35	Overall of 19 cartridge cases, **#1846**

Roll #6

1	Placard
2	Close-up of 19 cartridge cases, **#1846**
3	Close-up of 19 cartridge cases, **#1846**
4	Close-up of 19 cartridge cases, **#1846**
5	Close-up of 19 cartridge cases, **#1846**
6	Close-up of 19 cartridge cases, **#1846**
7	Close-up of 19 cartridge cases, **#1846**
8	Close-up of 19 cartridge cases, **#1846**

Roll #6, continued

9	Close-up of 19 cartridge cases, **#1846**
10	Bullet fragment, **#1846**
11	Bullet fragment with ruler, **#1848**
12	Bullet fragment, **#1848**
13	Bullet fragment with ruler, **#1849**
14	Bullet fragment, **#1849**
15	Two bullet fragments with ruler, **#1850**
16	Two bullet fragments, **#1850**
17	Bullet fragment with ruler, **#1851**
18	Bullet fragment, **#1851**
19	Bullet fragment with ruler, **#1852**
20	Bullet fragment, **#1852**
21	Bullet fragment with ruler, **#1853**
22	Bullet fragment, **#1853**
23	Shotgun shell with ruler, **#1854**
24	Shotgun shell, **#1854**
25	Bullet fragment with ruler, **#1855**
26	Bullet fragment, **#1855**
27	Two bullet fragments with ruler, **#1856**
28	Two bullet fragments, **#1856**
29	Piece of plastic with ruler, **#1857**
30	Piece of plastic, **#1857**
31	Piece of black plastic with ruler, **#1858**
32	Piece of black plastic, **#1858**
33	Magazine and spring with ruler, **#1859**
34	Magazine and spring, **#1859**
35	Overall of back doors

Roll #7

1	Placard
2	Piece of metal with ruler, **#1860**
3	Piece of metal, **#1860**
4	Bullet fragment with ruler, **#1861**
5	Bullet fragment, **#1861**

Roll #7, continued

6 Cartridge case with ruler, **#1862**
7 Cartridge case, **#1862**
8 Bullet fragment with ruler, **#1863**
9 Bullet fragment, **#1863**
10 Bullet fragment with ruler, **#1864**

11 Bullet fragment, **#1864**
12 Cartridge case with ruler, **#1865**
13 Cartridge case, **#1865**
14 Cartridge case with ruler, **#1866**
15 Cartridge case, **#1866**

16 Empty gun magazine with ruler, **#1867**
17 Empty gun magazine, **#1867**
18 Cartridge case with ruler, **#1868**
19 Cartridge case, **#1868**
20 Burnt match with ruler, **#1869**

21 Burnt match, **#1869**
22 Bullet fragment with ruler, **#1870**
23 Bullet fragment, **#1870**
24 Cartridge case with ruler, **#1871**
25 Cartridge case, **#1871**

26 Cartridge case with ruler, **#1872**
27 Cartridge case, **#1872**
28 Cartridge case with ruler, **#1873**
29 Cartridge case, **#1873**
30 Cartridge case with ruler, **#1874**

31 Cartridge case, **#1874**
32 Cartridge case, **#1875**
33 Cartridge case, **#1875**
34 Broken jewelry with ruler, **#1876**
35 Broken jewelry, **#1876**

Roll #8

1 Placard
2 Empty gun magazine with ruler, **#1877**
3 Empty gun magazine, **#1877**

Roll #8, continued

4	Cartridge with ruler, **#1878**
5	Cartridge, **#1878**
6	Empty gun magazine with ruler, **#1879**
7	Empty gun magazine, **#1879**
8	Cartridge with ruler, **#1880**
9	Cartridge case, **#1880**
10	Cartridge case, **#1881**
11	Cartridge, **#1881**
12	Live 12 gauge 00 buckshot with ruler, **#1882**
13	Live 12 gauge 00 buckshot, **#1882**
14	Bullet fragment with ruler, **#1883**
15	Bullet fragment, **#1883**
16	Pipe end cap with ruler, **#1884**
17	Pipe end cap, **#1884**
18	Cartridge case with ruler, **#1885**
19	Cartridge case, **#1885**
20	Live shotgun shell with ruler, **#1886**
21	Live shotgun shell, **#1886**
22	Rear foyer
23	Rear foyer
24	Rear foyer
25	Rear foyer
26	Rear foyer
27	Rear foyer
28	Rear foyer
29	Rear foyer
30	Rear foyer
31	Rear foyer
32	Rear foyer
33	Rear foyer
34	Rear foyer
35	Rear foyer
36	Rear foyer

Roll #9

1	Placard.
2	Three pieces of tape on door frame between 2nd and 3rd carpet sections with ruler, **#1887-2**
3	Three pieces of tape on door frame between 2nd and 3rd carpet sections, **#1887-2**
4	Four pieces of tape behind doors between 2nd and 3rd carpet sections, **#1888**
5	Overall of BH-34(5) through BH-43(5)
6	Bullet hole, BH-44(5)
7	Bullet hole BH-45(5)
8	Bullet hole, BH-47(5), BH-50(5)
9	Bullet hole, BH-46(5)
10	Bullet hole, BH-46(5)
11	Locker 1078, back side of BH-53(5)
12	Bullet hole, BH-52, BH-53(5)
13	Bullet hole, BH-54(5), BH-55(5), BH-56(5)
14	Bullet hole, BH-57(5)
15	Bullet hole, BH-58(5)
16	Bullet hole, BH-59(5)
17	Bullet hole, BH-60(5). BH-61(5)
18	Bullet hole, BH-62(5)
19	Bullet hole, BH-63(5), BH-64(5), BH-65(5)
20	Bullet hole, BH-66(5) through BH-70(5)
21	Bullet hole, BH-71(5)
22	Bullet hole, BH-72(5)
23	Bullet hole, BH-73(5)
24	Bullet hole, BH-73(5)
25	Bullet hole, BH-74(5)
26	Bullet hole, BH-75(5)
27	Bullet hole, BH-76(5)
28	Bullet hole, BH-77(5)
29	Bullet hole, BH-78(5)
30	Bullet hole, BH-79(5)
31	Bullet hole, BH-80(5)
32	Bullet hole, BH-81(5)
33	Bullet hole, BH-82(5)

Roll #9, continued

34	Bullet hole, BH-83(5)
35	Exit for bullet hole, BH-81(5)
36	Exit for bullet hole, BH-80(5)

Roll #10

1	Placard
2	Bullet hole, BH-84(5), BH-85(5), BH-86(5), BH-93(5)
3	Bullet hole, BH-87(5)
4	Bullet hole, BH-88(5)
5	Bullet hole, BH-89(50), BH-90(5)
6	Bullet hole, BH-91(5)
7	Bullet hole, BH-92(5)
8	Bullet hole, BH-93(5), BH-94(5)
9	Bullet hole, BH-95(5)
10	Bullet hole, BH-96(5)
11	Bullet hole, BH-97(5)
12	Bullet hole, BH-98(5)
13	Bullet hole, BH-99(5) through BH-102(5)
14	Bullet hole, BH-103(5)
15	Bullet hole, BH-104(5), BH-105(5)
16	Bullet hole, BH-106(5)
17	Bullet hole, BH-107(5)
18	Bullet hole, BH-108(5)
19	Bullet hole, BH-109(5), BH-110(5)
20	Bullet hole, BH-111(5)
21	Bullet hole, BH-112(5)
22	Bullet hole, BH-113(5)
23	Bullet hole, BH-114(5)
24	Bullet hole, BH-115(5)
25	Bullet hole, BH-116(5)
26	Bullet hole, BH-117(5)
27	Bullet hole, BH-118(5), BH-119(5)
28	Bullet hole, BH-120(5)
29	Bullet hole, BH-121(5)
30	Bullet hole, BH-122(5)

Roll #10, continued

31	Bullet hole, BH-123(5)
32	Overall of inside of back doors
33	Overall of inside of back doors
34	Overall of inside of back doors
35	Overall of inside of back doors

Roll #11

1	Placard
2	Bullet hole, BH-124(5)
3	Bullet hole, BH-125(5)
4	Bullet hole, BH-125(5)
5	Overall of interior southeast rear foyer wall, BH-126(5)
6	Bullet hole, BH-127(5)
7	South wall of rear foyer, BH-128(5)
8	South wall of rear foyer, BH-128-1(5)
9	South wall of rear foyer, BH-128-2(5)
10	South wall of rear foyer, BH-128-3-(5)
11	South wall of rear foyer, BH-128-4(5)
12	North wall of rear foyer, BH-129(5)
13	North wall of rear foyer, BH-129-2(5)
14	North wall of rear foyer, BH-129-3(5)
15	North wall of rear foyer, BH-129-4(5)
16	North wall of rear foyer, BH-129(5)
17	Bullet holes, BH-130(5)
18	Bullet holes, BH-131(5)
19	Bullet holes, BH-132(5)
20	Bullet holes, BH-133(5)
21	Bullet holes, BH-134(5), BH-135(5), BH-136(5)
22	Bullet holes, BH-137(5)-BH-138(5)
23	Bullet holes, BH-140(5)-BH-142(5)
24	Bullet holes, BH-143(5)-BH-144(5), BH-139(5)
25	Bullet holes, BH-145(5)-BH-147(5)
26	Bullet holes, BH-148(5)
27	Overall of back west door and foyer
28	Overall of back west door and foyer

Roll #11, continued

29	Overall of back west door and foyer
30	Overall of back west door and foyer
31	Overall of back west door and foyer
32	Overall of back west door and foyer
33	Overall of back west door and foyer
34	Overall of back west door and foyer
35	Overall of back west door and foyer
36	Overall of back west door and foyer

Roll #12

1	Placard
2	Ceiling tile, BH-149(5)
3	Ceiling tile, BH-150(5)
4	Exits of BH-41(5), BH-42(5), BH-43(5)
5	Exits of BH-45(5), BH-46(5)
6	Exits of BH-45(5), BH-46(5)
7	Exits of BH-54(5), BH-55(5), BH-56(5)
8	Exits of BH-58(5)
9	Exits of BH-59(5)
10	Exits of BH-53(5)
11	Exits of BH-53(5)
12	Ceiling tile, BH-151(5), BH-152(5)
13	Ceiling tile, BH-151(5), BH-152(5)
14	Ceiling tile, BH-153(5)
15	Ceiling tile, BH-154(5)
16	Ceiling tile, BH-155(5) overhang and tile
17	Ceiling tile, BH-156(5)
18	Ceiling tile, BH-157(5)
19	Exits of BH-63(5), BH-65(5)
20	Ceiling tile, BH-158(5) light only
21	Ceiling tile BH-158(5) with filter
22	Ceiling tile BH-158(5) with side light
23	Ceiling tile BH-158(5) with side light and filter
24	Ceiling tile BH-159(5)

Roll #12, continued

25 Ceiling tile BH-160(5)

26 Overall exits for BH-80(5), BH-79(5), BH-74(5), BH-75(5)
27 BH-160(5) and exit for BH-79(5)
28 Ceiling tile, BH-160(5)
29 Ceiling tile, BH-161(5)
30 Ceiling tile, BH-162(5)

31 Ceiling tile, BH-163(5)
32 Exit holes BH-84(5), BH-85(5)
33 Exit holes BH-84(5), BH-85(5)
34 Overhang in front of custodial office doorway
35 Overhang in front of custodial office doorway, BH-164(5), BH-165(5)

Roll #13

1 Placard
2 Bullet impact BH-166(5)
3 Exits for BH-93(5), BH-94(5)
4 Exits for BH-96(5)
5 Exits for BH-103(5)

6 Exits for BH-90(5)
7 Exits for BH-111(5)
8 Exits for BH-117(5)
9 Exits for BH-102(5)
10 Exits for BH-99(5)

11 Exits for BH-97(5)
12 Exits for BH-116(5)
13 Exits for BH-118(5)
14 Exits for BH-123(5)
15 Exits for BH-108(5)

16 Exits for BH-110(5), BH-109(5)
17 Exits for BH-110(5), BH-109(5)
18 Ceiling tile in foyer, BH-167(5)
19 Ceiling tile in foyer, BH-167(5)
20 Ceiling tile in foyer, BH-168(5)

21 Ceiling tile in foyer, BH-167(5), BH-168(5) with filter

Roll #13, continued

22 Ceiling tile in foyer BH-169(5)
23 Overhang in rear foyer, BH-170(5)
24 Projectile from BH-53(5), **#1899**
25 Bullet hole in locker **#1951**

26 Bullet hole in locker **#1951**

Roll #14

1 Placard
2 Hallway, looking south
3 Hallway, looking north
4 Cartridge with ruler, **#1919**
5 Cartridge, **#1919**

6 Cartridge with ruler, **#1920**
7 Cartridge, **#1920**
8 Cartridge with ruler, **#1921**
9 Cartridge, **#1921**
10 Cartridge with ruler, **#1922**

11 Cartridge, **#1922**
12 Overall of west doors/outside, looking east
13 Overall of west doors/outside, looking east
14 Overall of west doors/outside, looking east
15 Overall of west doors/outside, looking east

16 Overall of west doors/outside looking east
17 Overall with BH-171(5) through BH-178(5)
18 Close-up with ruler, BH-171(5) through BH-175(5)
19 Close-up with ruler, BH-178(5)
20 Close-up with ruler, BH-176(5), BH-177(5)

21 Outside, BH-136
22 Outside, BH-135
23 Outside, BH-134
24 Outside, BH-133
25 Overall outside, west door with bullet fragments, **#1929, 1930, 1931**

Roll #14, continued

26	Close-up of bullet fragment with ruler, **#1929**
27	Close-up of bullet fragment, **#1929**
28	Close-up of bullet fragment with ruler, **#1931**
29	Close-up of bullet fragment, **#1931**
30	Close-up of bullet fragment with ruler, **#1930**
31	Close-up of bullet fragment, **#1930**
32	Outside BH-143(5), BH-144(5)
33	Outside BH-139(5)
34	Outside BH-179(5)
35	Outside BH-145(5) through BH-148(5)

Roll #15

1	Placard
2	Bullet fragment with ruler, **#1936**
3	Bullet fragment, **#1936**
4	Bullet fragment under table, holes card table leg, **#1938**
5	Bullet fragment under table, holes card table leg, **#1938**
6	Hole in wall – custodial office, **#1938,** BH-180(5)
7	Hole in freezer, custodial office, **#1937,** BH-181(5)
8	Locker **#1748**, bullet from BH-148, **#1939**

Roll #16

1	Placard
2	Inside stall 1 on left
3	Writings on tile wall
4	Writings on metal wall
5	Writings on metal wall
6	Writings on metal wall without flash
7	Etching on north wall, 2nd stall, without flash
8	Etching on north wall, 2nd stall without flash, lavatory, south side building toward front - boys
9	Inked markings north wall, 3rd stall
10	Inked markings north wall, 3rd stall, without flash
11	Inked markings south wall, 3rd stall

Roll #16, continued

12	Inked markings south wall, 3rd stall, without flash
13	Scratchings, north wall, 2nd stall, without flash
14	Scratchings, north wall, 2nd stall
15	Scratchings and inked markings on south wall, 1st stall
16	Scratchings and inked markings on south wall, 1st stall
17	Scratchings and inked markings on south wall, 1st stall

The following photographs were not present:

Roll #4	Frames 31-36
Roll #6	Frames 30-35
Roll #8	Frame 36

Barbara Ray
Agent
CBI Pueblo
(Reporting)

Ken Van Cleave
Agent
CBI Pueblo
(Reporting)

Vaughn Ballard
Agent
CBI Denver
(Reporting)

Joe R. Clayton, Jr.
Agent
CBI Denver
(Reporting)

Tom Netwal
Agent in Charge
CBI Denver
(Reporting)

Joan Schroer
Detective
Littleton Police Department
(Reporting)

Tom Acierno
Investigator
Jefferson County Sheriff's Office
(Reporting)

Barie Goetz
Lead Agent
CBI Pueblo
(Reviewing)

TEAM 7

JC-001-012503

CRIME SCENE:

On 04/21/99 at approximately 1500 Hours Dets. D. Neil, 74010, and D. Wallis, 79046, were assigned and began a search of the Administrative Offices inside Columbine High School. Due to the size of these offices they were specifically assigned the outside offices and the financial office to document. Along with these two detectives from Denver Police Homicide Unit was Dets. W. Garson, 65006, and J. Sewell, 78018, of the Denver Police Crime Laboratory. Still photographs were taken by Det. Garson of the scenes as they were found. Evidence markers were then placed near the items that were to be recorded and taken as evidence.

Det. Gabel then used a video camera to record the scene as it is now to preserve the scene for any later analysis if necessary.

The items taken as evidence are then measured to specifically place them in the room if needed for any later analysis or recreation. Those items and measurements are:

Overall of first outer office:
23' 04" North to South walls
25' 00" East to West walls
(Note: North wall is a partial wall used for mail boxes)

Marker #	Item:	Measurements:
1.	Ash Tray	11' 04" North of South wall 09' 11" East of West wall

Overall of Second Office area: (North of Mail boxes)
29' 04" North to South walls
30' 11" East to West walls

Marker #	Item:	Measurements:
2.	Broken Pottery Statue	01' 02" West of East wall 03' 10" North of South wall
3.	Spent 9mm casing	07' 00" North Of South wall 07' 11" West of East wall
4.	Spent 9mm casing	07' 01" North of South wall 09' 00" West of East wall
5.	Spent 9mm casing	19' 05" West of East wall 00' 07" North of South wall
6.	Spent 9mm casing	19' 03" West of East wall 07' 01" North of South wall
7.	Live 9mm bullet	14' 09" West of East wall 12' 06" North of South wall
8.	Debris #1 (From TV)	23' 04" West of East wall 07' 02" South of North wall
9.	Debris #2 (From TV)	21' 05" West of East wall 06' 02" South of North wall
10.	Spent 9mm casing	11' 10" West of East wall 02' 10" South of North wall
11.	Live 9mm round	06' 06" West of East wall 02' 10" South of North wall
12.	Live 9mm round	09' 10" West of East wall 09' 07" South of North wall
13.	Live 9mm round	08' 03" West of East wall 09' 06" South of North wall
14.	Weapon magazine	07' 01" West of East wall 10' 08" South of North wall
15.	Spent 9mm casing	04' 06" West of East wall 12' 04" South of North wall

16.	Spent 9mm casing	02' 10" West of East wall
		04' 07" South of North wall
17.	Spent 9mm casing	02' 03" West of East wall
		04' 11" South of North wall
18.	Weapon Magazine	02' 04" West of East wall
		07' 09" North of South wall
19.	Spent 9mm casing	01' 01" West of East wall
		08' 06" South of North wall
20.	Live 9mm round	01' 05" West of East wall
		08' 11" South of North wall
21.	Spent 9mm casing	01' 04" West of East wall
		09' 10" South of North wall
22.	Bullet fragment	00' 11" West of East wall
		10' 05" South of North wall
23.	Spent 9mm casing	01' 07" West of East wall
		12' 10" South of North wall
24.	Spent 9mm casing	03' 04" West of East wall
		12' 11" South of North wall
25.	Live 9mm round	05' 11" West of East wall
		15' 11" South of North wall
26.	Spent 9mm casing	07' 05" West of East wall
		14' 08" South of North wall
27.	Bullet strike-trophy	21' 06" South of North wall
		00' 05" East of East wall (next to glass)
28.	Live 9mm round	03' 02" West of East wall
		09' 05" North of North wall (In hallway)
29.	Bullet strike-T.V.	29' 03" West of East wall
		11' 02" South of North wall
		06' 09" Above floor
30.	Bullet strike-wall	24' 01" West of East wall
		00' 00" South of North wall
		03' 05" Above floor
31.	Bullet strike-windows	09' 01" South of North wall
		00' 10" East of East wall (through glass)
		03' 03" Above floor
	Second bullet holes	04' 06" Above floor
32.	Bullet fragment	26' 04" West of East wall
		08' 02" South of North wall
33.	Bullet fragment	17' 09" West of East wall
		12' 09" North of South wall
34.	Spent bullet	18' 01" South of North wall
		02' 09" East of West wall
35.	Bullet strike #1-lawn	43' 10" East of West wall
		38' 00" South of North wall
		48' 04" From hole in windows
36.	Bullet strike #2-lawn	61' 01" East of West wall
		39' 04" South of North wall
		63' 06" From hole in windows
37.	Spent bullet-sidewalk	15' 05" North of North wall of school
		08' 03" East of East wall of school
38.	Spent bullet-park lot	54' 06" West of East Curb line of Pierce St.
		06' 06" North of South Curb line of driveway

Physical description of crime scene at Columbine High School
By Det. Gary T. Hoffman, 70120, D.P.D.
Date: 04/21/99
Approx. time of 1500hrs.

Visual description of the interior of the Clinic office, adjacent lavatory and hallway.

The clinic is accessed via a hallway on the south side of the office and also through the main administrative office area via a internal hallway to the east of the clinic proper. The clinic is located in a pentagon shaped room. The east wall is 20'9" long; the west wall is 23'8" long; the south wall is 15'10" long and is composed of two connected walls; the north wall is also 15'10" and is one continuous wall.
Viewing the interior of the clinic from the main door way on the west wall of the clinic, it is noted the door, which opens from right to left and to the interior of the office, is being held in the open position by use of two cardboard boxes, one on top of the other. The door in this position is against the north wall of the clinic. Viewing the interior in a counter clockwise manner, the walls are covered in sheetrock and painted. There is a light switch located just to the south of the door jam. The ceiling light are on and the clinic is well lit. Directly below the light switch on the carpeted floor is a plastic trash container lined with a disposal bag. Along the west wall of the clinic is a rectangular counter top supported off of the carpeted flooring by use of two drawer filing cabinets, one each located underneath of the ends of the top for support. There is a swivel type office chair located to the east and almost centered from the exposed edge of the counter top. The chair is facing to the west. The counter top itself has miscellaneous articles on top of it. South of the counter top and along the west wall is an irregular shaped rectangular shaped desk. ON the top of this desk is a two tone nylon wind breaker style jacket, a tan colored canvas ruck sack with the Boy Scout of America emblem on the cover flap. East of the open edge of the desk is another office chair which is facing to the west. South of this desk is a metal storage cabinet. It has a tan colored exterior and a reddish colored interior. The cabinet door are open and exposing the interior contents of the cabinet. On the top of the cabinet which is approx. 6'6" in height, is a cardboard box and a orange colored plastic Halloween candy bucket. The cabinet is located in the south west corner of the clinic. The south interior wall of the clinic is void of articles except for two large cardboard boxes, one on top of the other. The top box is empty. It should be noted at this point that the east interior wall of the clinic separates the clinic from the Attendance office. At the southeast corner to the clinic and along the east wall is a large stainless steel sink and cabinet/counter top combination. The door of the cabinet are open exposing the contents within. The sink is void of articles while the counter top has containers for medical equipment (tongue suppressor etc.) and a small white with an orange lid cooler. Above the counter top area on the east wall is a stainless steel medicine cabinet with a glass mirror and soap dispenser with in it. Above the sink on the east wall is a small storage cabinet with the doors closed. To the north of the sink is an examination bed. The bed is perpendicular to the east with head of the bed touching east interior wall. To the north of the examination bed is a tan colored wooden desk with miscellaneous articles of its top including computer equipment. There is a office type chair centrally located to the west of the desk and facing to the southwest. Above the desk in the east wall is a large window which offers visibility into the Attendance Office area. There is a raised venetian blind attached to the top of the metal window frame. At a point midway along the lower edge of the window glass is a bullet defect. The defect is circular is shape and is smooth on the clinic side of the glass. There is very little debris lying near the defect on the sill or the desk top and it's contents. This bullet defect is 45 inches above the carpeted flooring and 10'1" north of the south clinic wall. Note: For documentation purposes the bullet defect has been marked for photography purposes with placard #2. North of the desk on the carpeted flooring is a plastic trash container which is lined with a disposable bag. North of the trash container is another examination bed, perpendicular to the east wall with the head of the bed touching the wall.

South of the northwest corner of this examination bed is a spent shell casing. This casing is located 35" south of the south clinic wall (which separates the clinic area from the lavatory) and 8'0" east of the west wall. This casing has been given Placard #1 for photography purposes. North of the examination bed are two - four drawer file cabinets both facing to the west.
North of the file cabinets is the interior hallway which officers access to the main office area. The 5'1" wide hallway runs from west to east from the clinic lavatory door along the north clinic wall east. The hallway is 16'0" long from the lavatory door to the interior hallway door which separates the clinic from the other interior offices.
Along the north wall of the clinic west of the hallway is the entrance to the clinic lavatory. The lavatory door which faces to the east is propped open with a coat rack. The door opens from left to right and to the exterior of the lavatory. At a point just south of the lavatory door jam and just above the rubber base board molding is a defect to the sheetrock. This defect is located 9" above the carpeted flooring and 4'0" south of the north clinic wall. This defect is roughly rectangular in shape. It is noted that one of the base legs of the coat rack is covered with gypsum powder and is similar in size and shape to that of the wall defect noted. The wall defect is given placard #3 for photography purposes. The lavatory floor is vinyl covered, the walls are ceramic tiled to approx. 5'0" from the floor up and the remainder of the walls are sheet rocked. The interior of the lavatory is rectangular in shape having the overall dimensions of 6'0" north to south and 8'8" east to west. On the lavatory floor are two articles of clothing. Located near the lavatory door is a dark colored, hooded jacket. To the west of the jacket is a tan or taupe colored trench coat. On the west interior wall of the lavatory is a stainless steel sink and wheelchair accessible commode. Along the south wall near the sink is a plastic trash container with a disposal bag inside of it. Nothing else is noted within the lavatory.

Visual description of the interior of the ADM-1 (Assistant Principles Office).

The entrance door to the ADM-1 office faces to the south and is located on the south wall in the southwest corner of the room. This office is square is shape and measures 16'8" north to south and 11'6" east to west. The door opens from right to left and is open at the time of the documentation. Viewing the interior of the office in a counter clockwise motion it is noted that the interior walls of the office are of sheetrock and are painted. The interior south wall next to the door jam has a light switch. The ceiling lights are on. Below the light switch and to the east of it, is a bullet defect. This bullet defect is located 3'5" up from the carpeted floor and 7'0" west of the east interior wall. This defect was caused by the entry of a projectile which penetrated the wall from the hallway. There is gypsum debris on the carpeted flooring below the defect. The interior south wall is void on any articles. From the southeast corner of the office north along the east wall is a circular table. The northwest of the center of the table is an office chair which is facing to the southwest. North of the table along the east wall is a plastic file container, two book shelves followed by another plastic file container. The northeast corner of the office is void of any articles. Along the north interior wall are two - two drawer file cabinets. West of the file cabinets is a office computer/work station counter top. The station counter top continues from the file cabinets to the northwest corner of the office and then south along the west wall to it's confluence with a work peninsula which runs perpendicular to the west wall. The counter top of the computer/work station contains computer/telephone equipment, work products and miscellaneous personal items. Approx. in the center of the work station area is an office chair which is facing to the west. On the west wall above the peninsula, is a bullet defect. The bullet defect is located 2'7" above the carpeted floor and 6'1" north of the south interior wall. This defect appears to be from the same projectile which exited the south wall near the light switch. At the south side of the peninsula there are two office type chairs which are facing to the north.

JC-001-012509

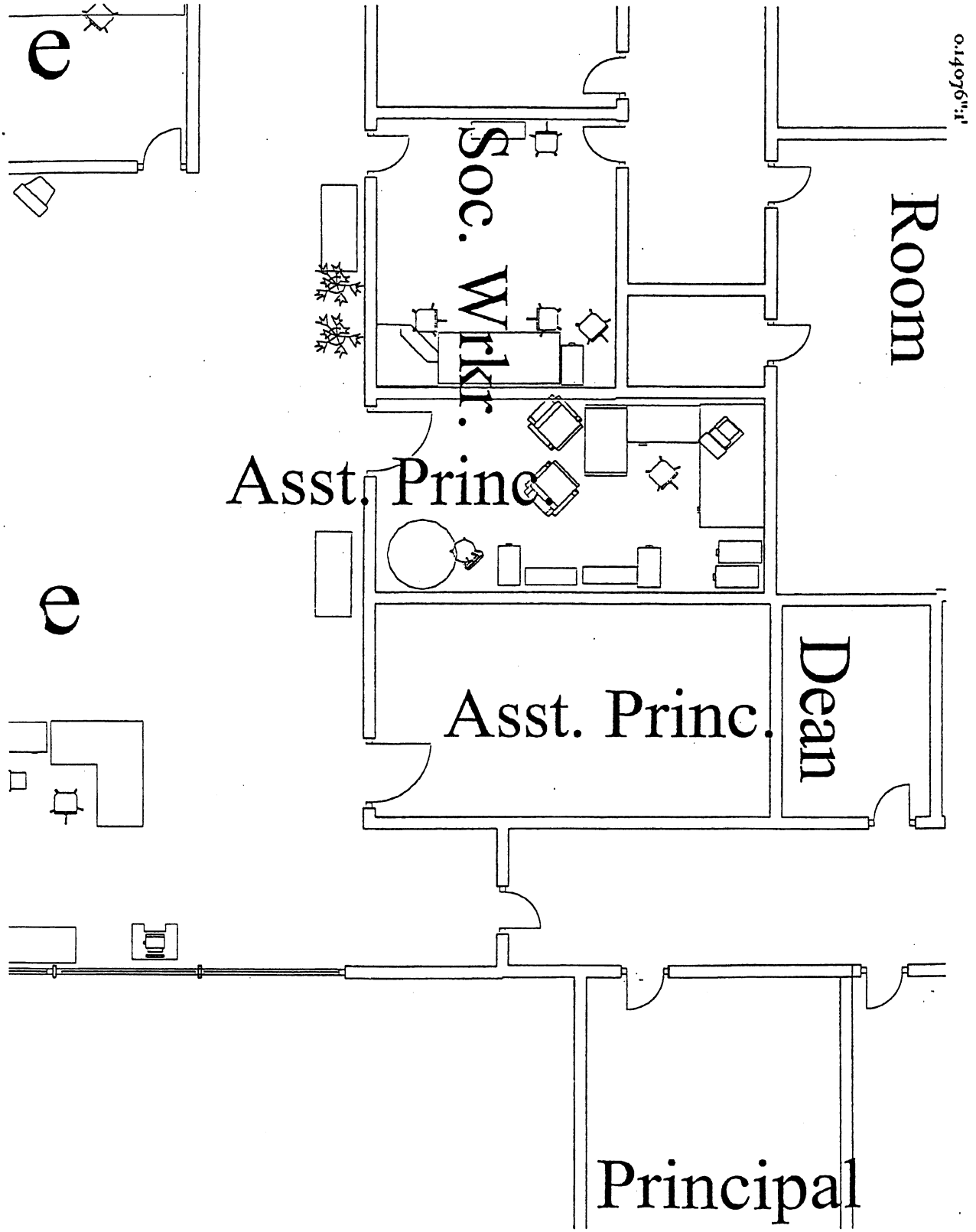

JC-001-012510

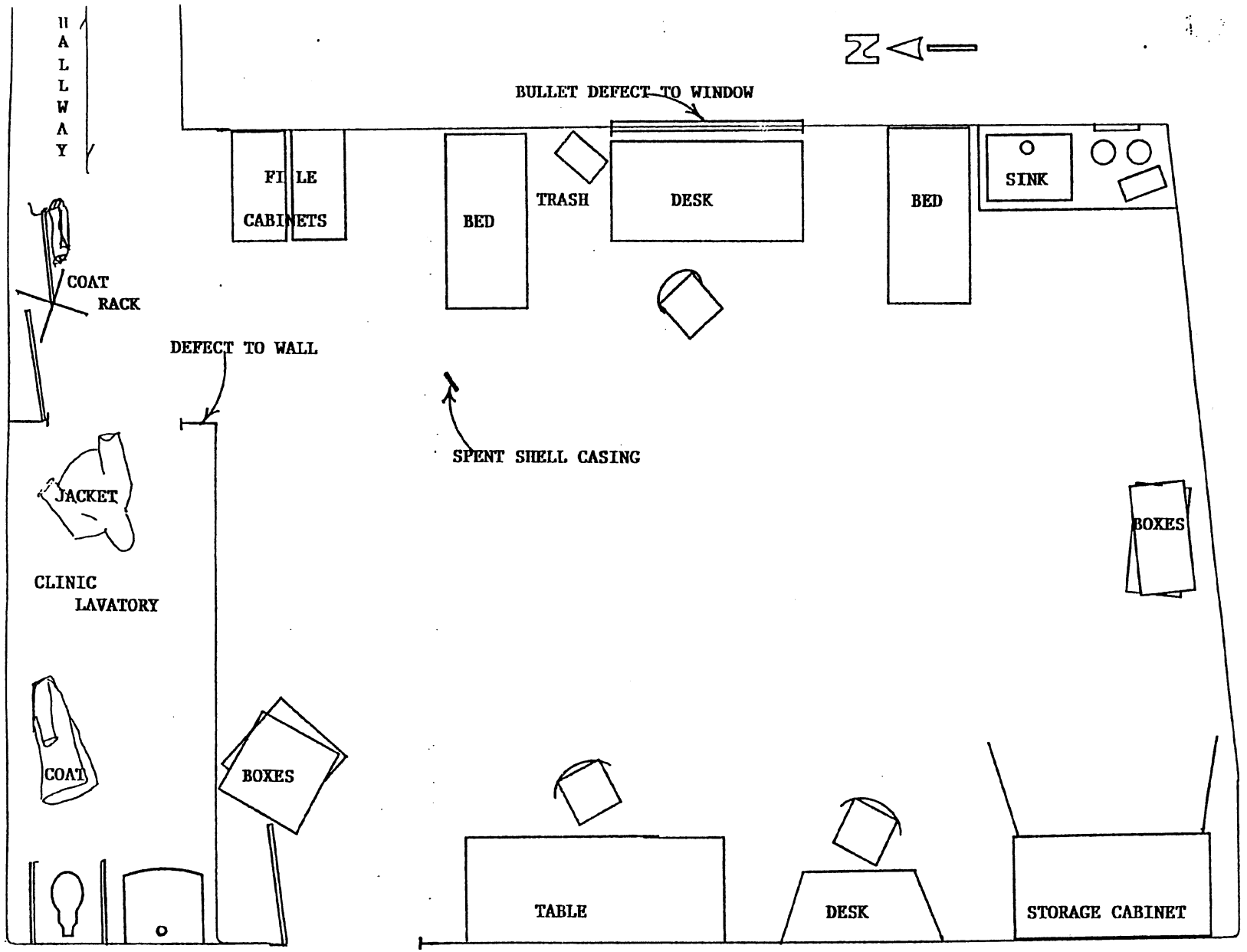

JC-001-012511

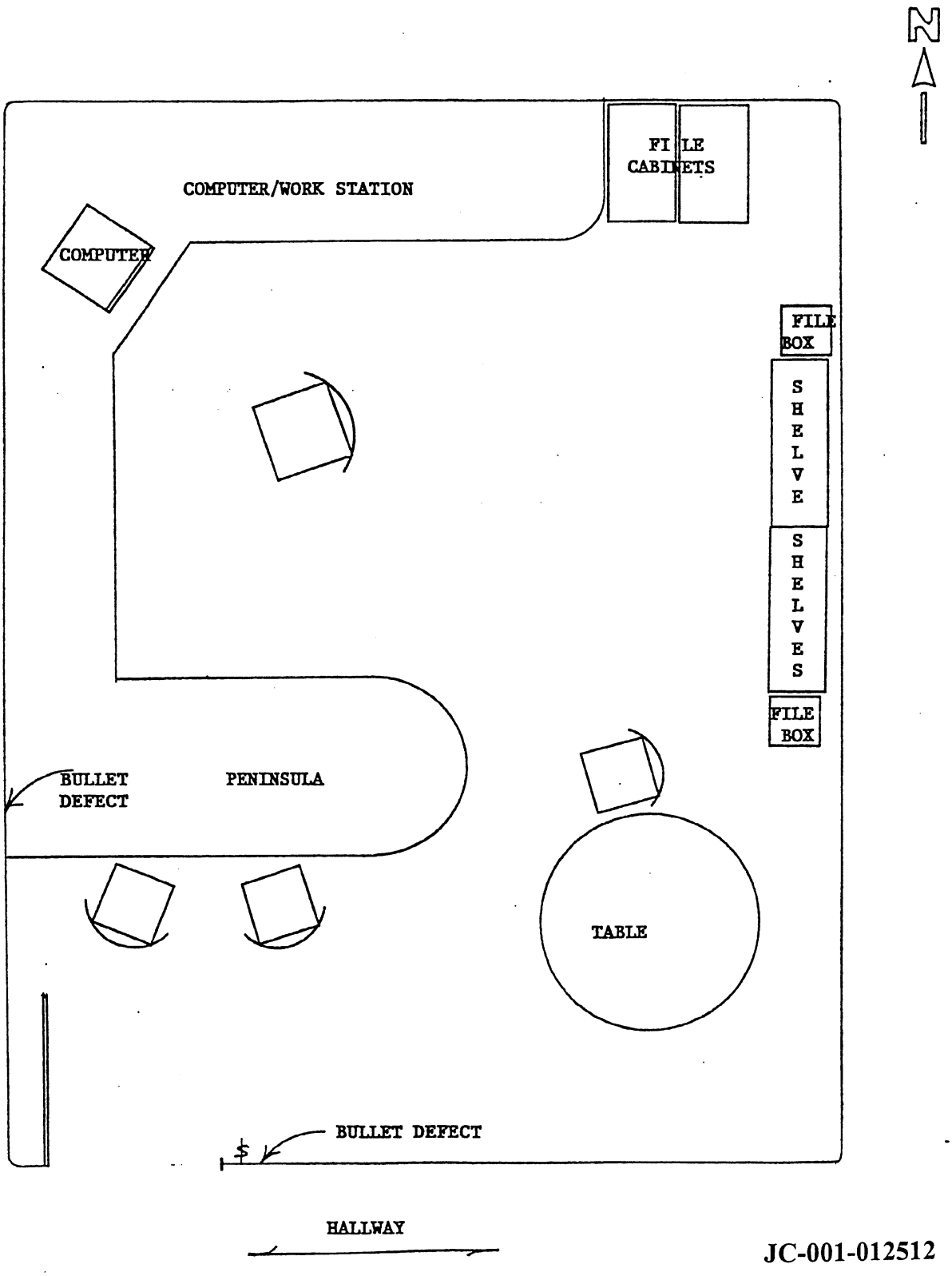

JC-001-012512

CRIME SCENE DIAGRAM

(Not Drawn To Scale)

DETECTIVE: Detective David E. Neil, 74010
LOCATION: COLUMBINE HIGH SCHOOL
CASE #: JEFFCO MURDERS
DATE: April 21, 1999

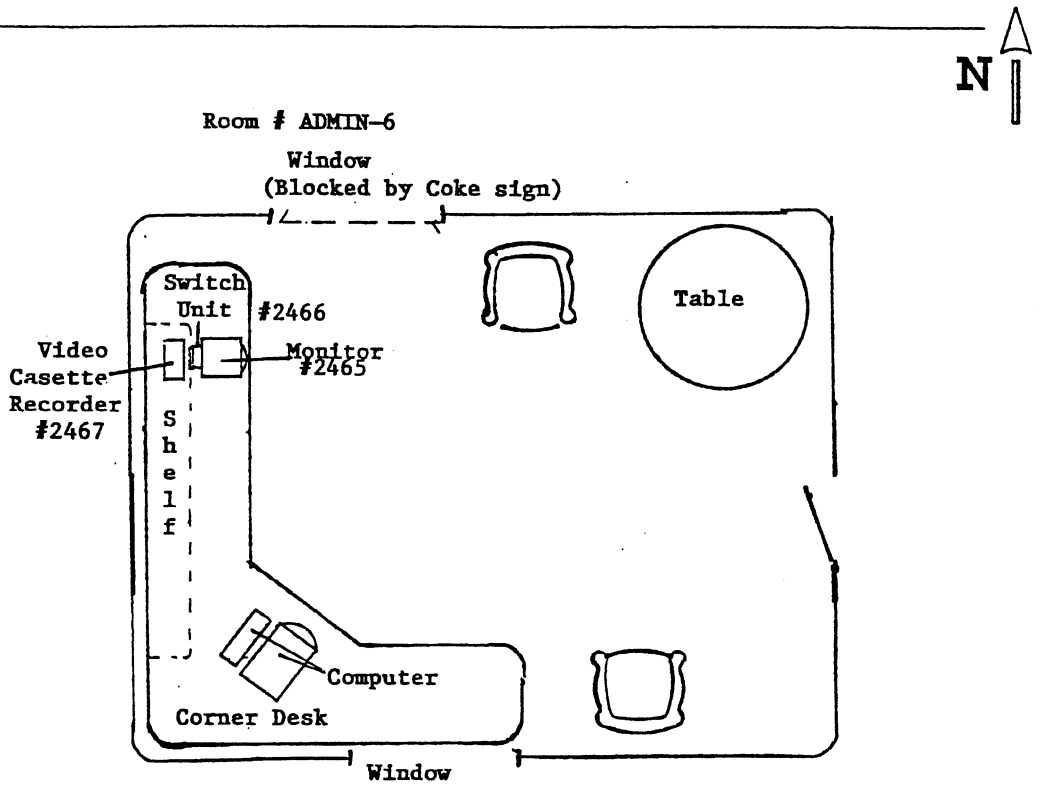

CRIME SCENE MAP

oc on: COLUMBINE HIGH SCHOOL/NORTH WING/GROUND LEVEL

awn : Det. B. R. Trujillo 90-35 Date: APRIL 21, 1999

not drawn to scale

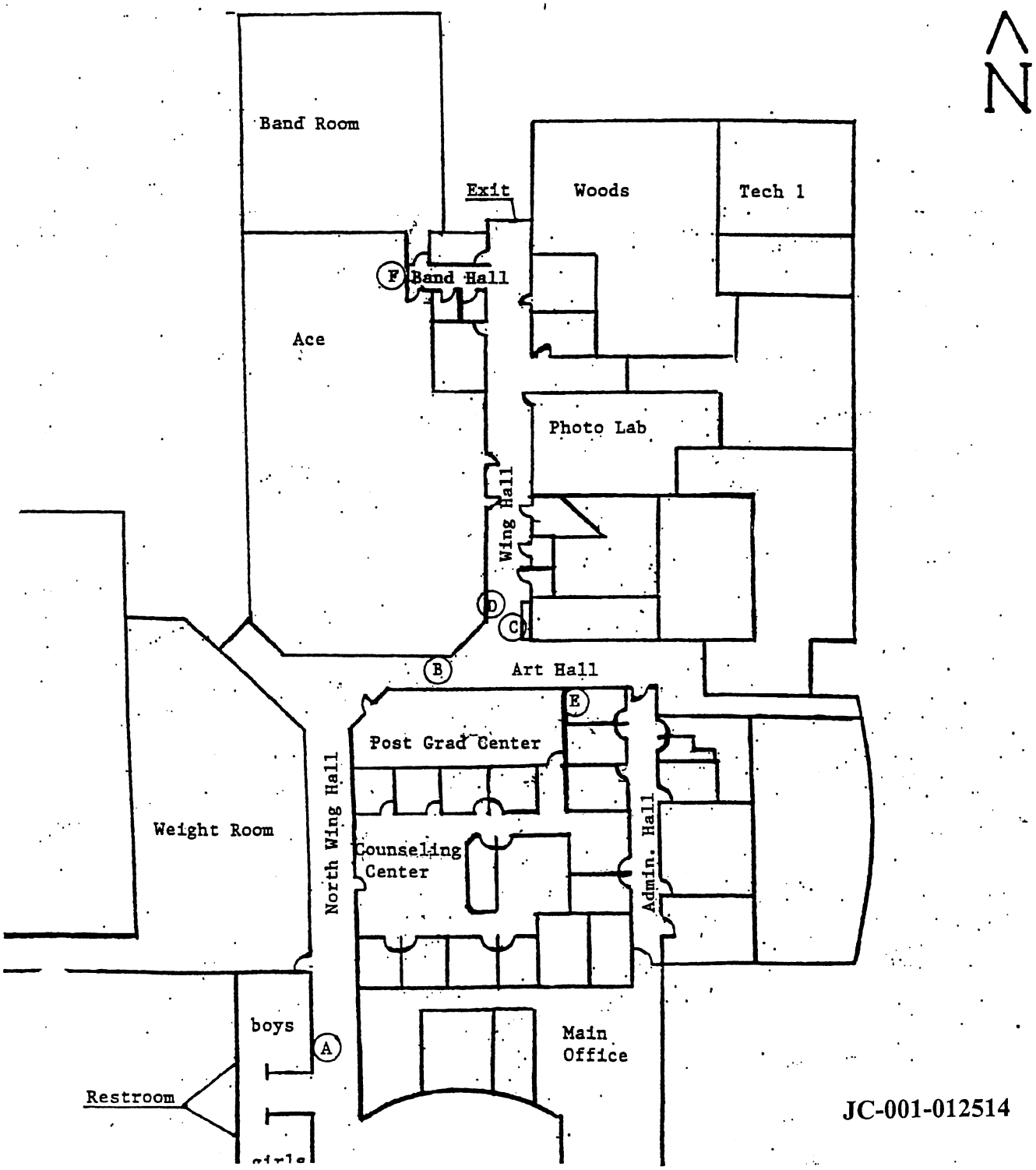

JC-001-012514

CRIME SCENE MAP

Location: COLUMBINE HIGH SCHOOL/ NORTH WING/GROUND LEVEL

Drawn by Det.B. R. Trujillo 90035 Date: APRIL 21,1999

NOT DRAWN TO SCALE

ITEM #	Placard #	DESCRIPTION & MEASUREMENTS
		North Wing Hallway width 11'6"
A.	2461	bullet fragment/North Wing Hall 1'11" east of west hall wall 7'5" north of north wall of entrance to restroom
B.	2462	possible bullet hole (ceiling)/Art Hall No measurements/area above ceiling panel checked nothing found
C.	2463	possible bullet hole (ceiling)/Wing Hall No measurements/area above ceiling panel checked nothing found
D.	2464	apparent blood stain (wall)/Wing Hall sample and substrate taken 4'4" above floor to the center of the stain 4'0" from corner of wall at the entrance to wing hall
E	2465	Security Monitor/Admin Rm #6/Documented by Det.D. Neil 74010
	2466	Security Switch equipment/Admin Rm #6
	2467	Security VCR/Admin Room #6
F.	2470	apparent blood stain/Band Hall/West wall sample and substrate taken 2'1" above floor to the center of the stain 2'6" north of the south wall

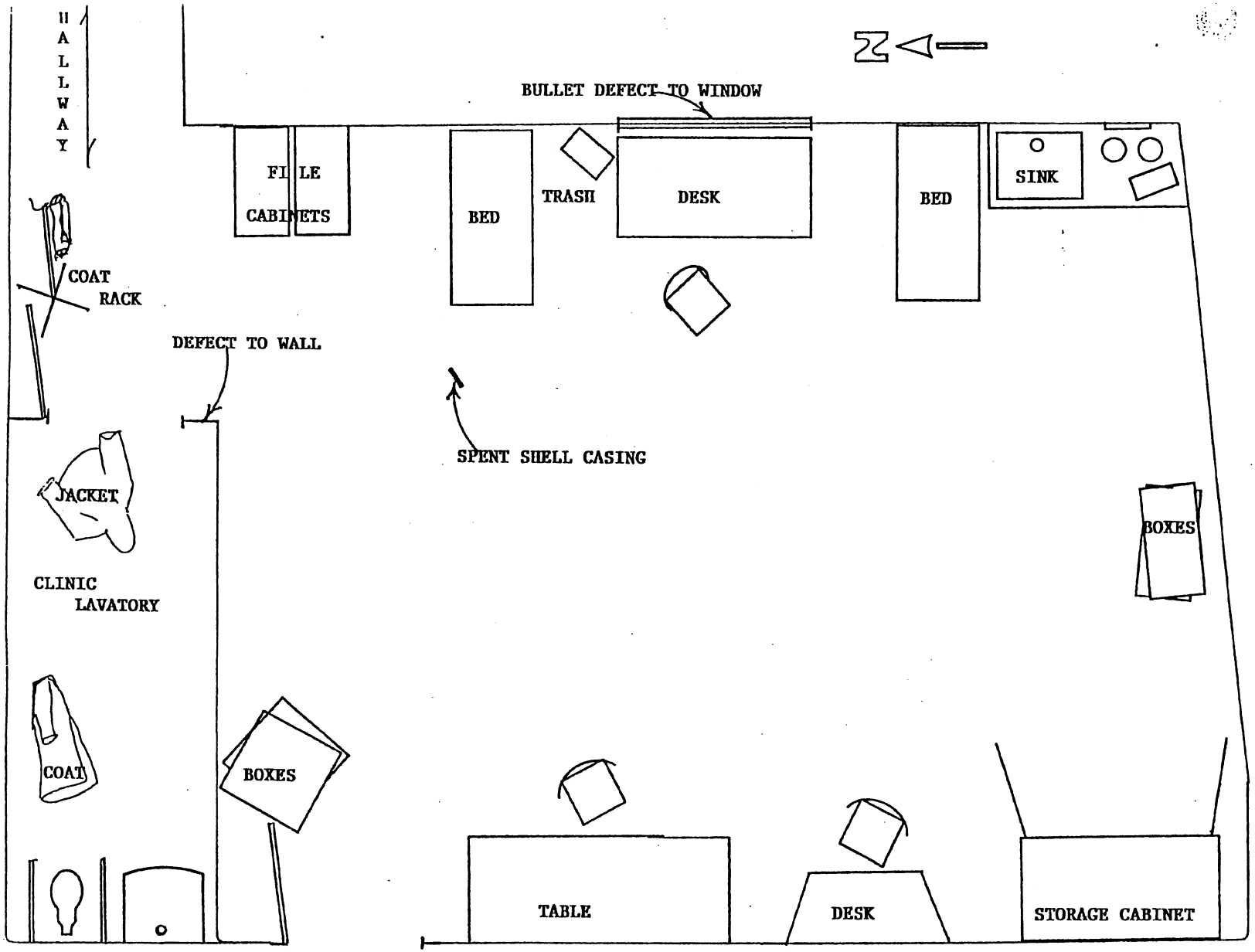

JC-001-012516

JC-001-012517

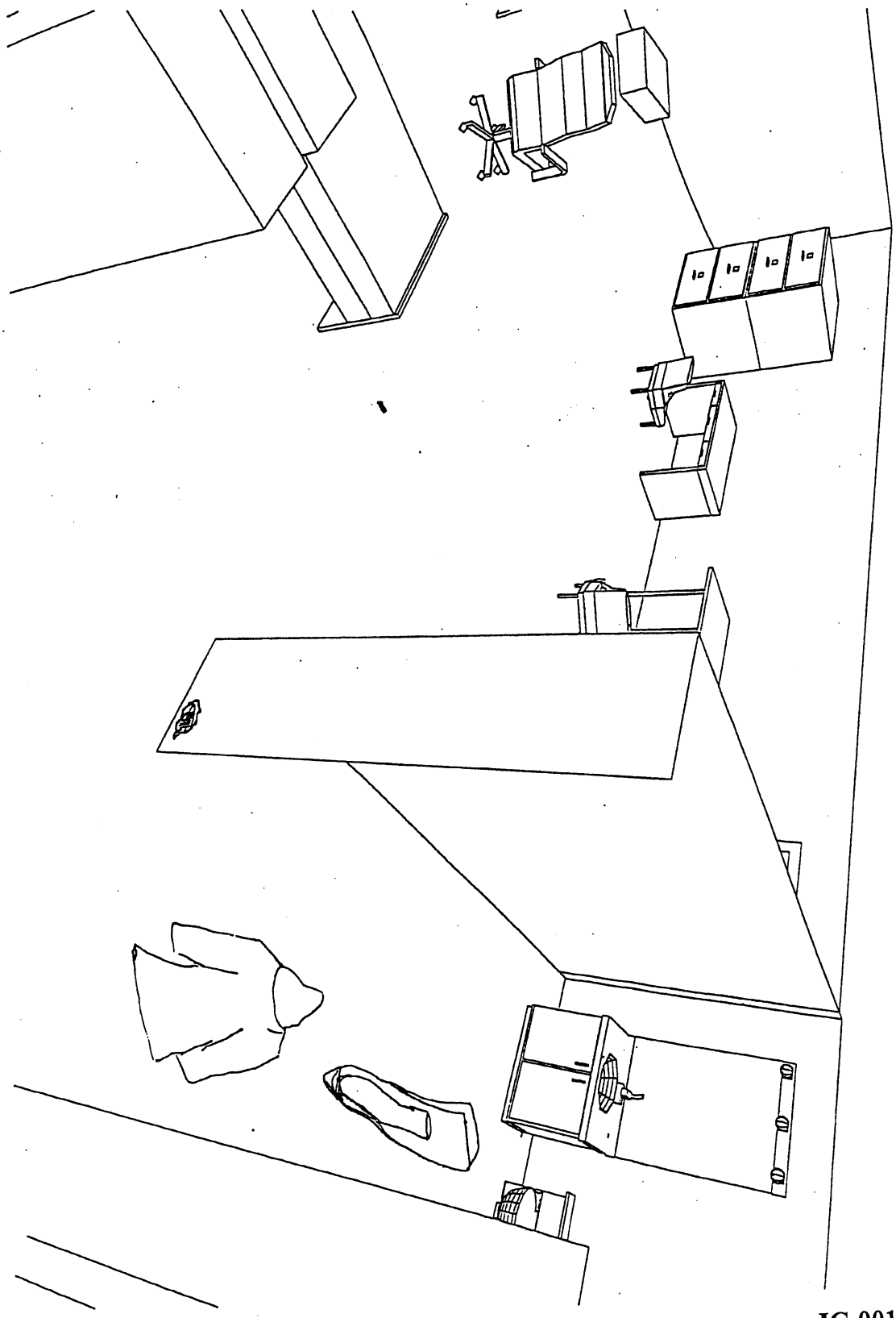

JC-001-012518

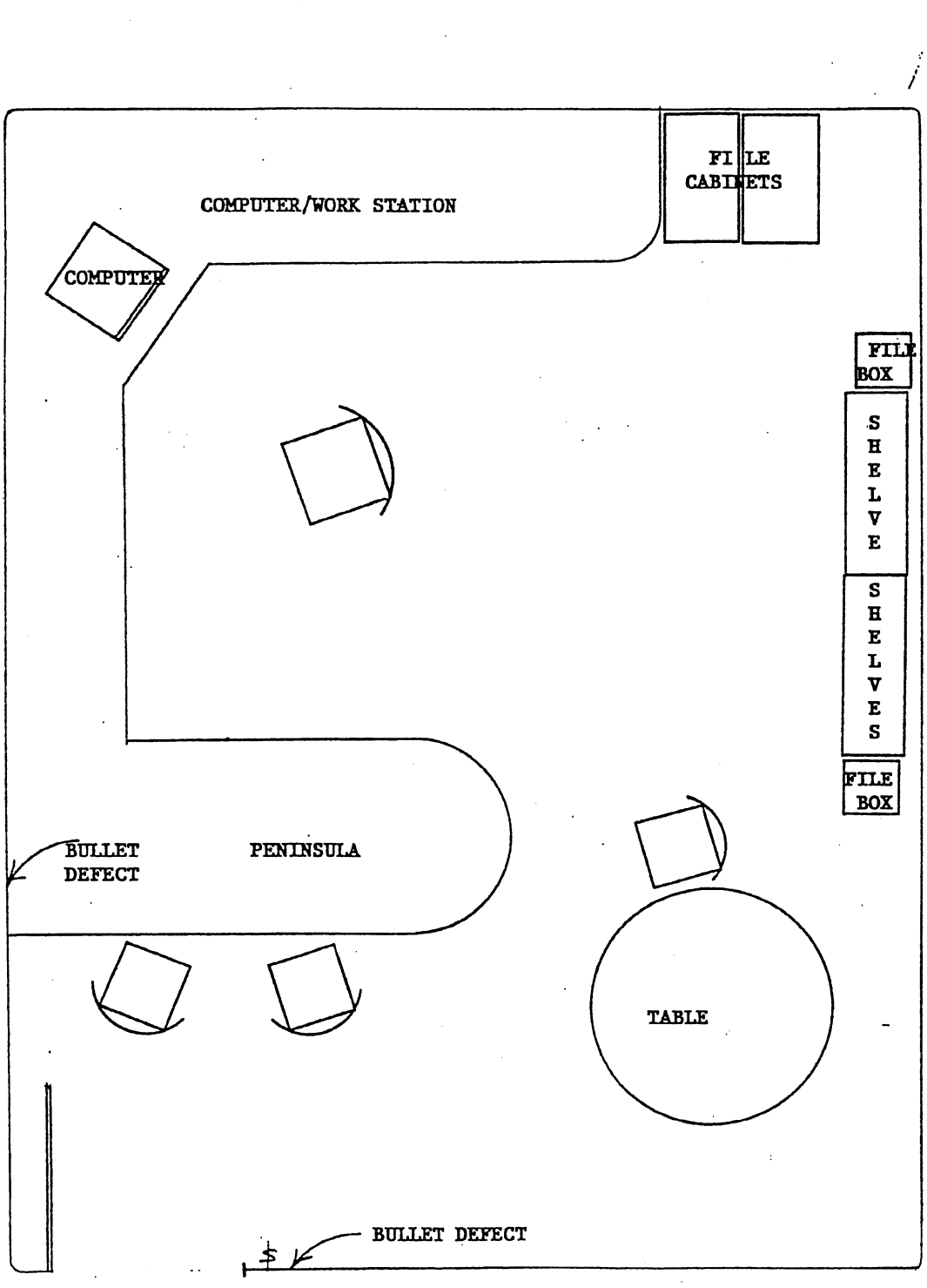

JC-001-012519

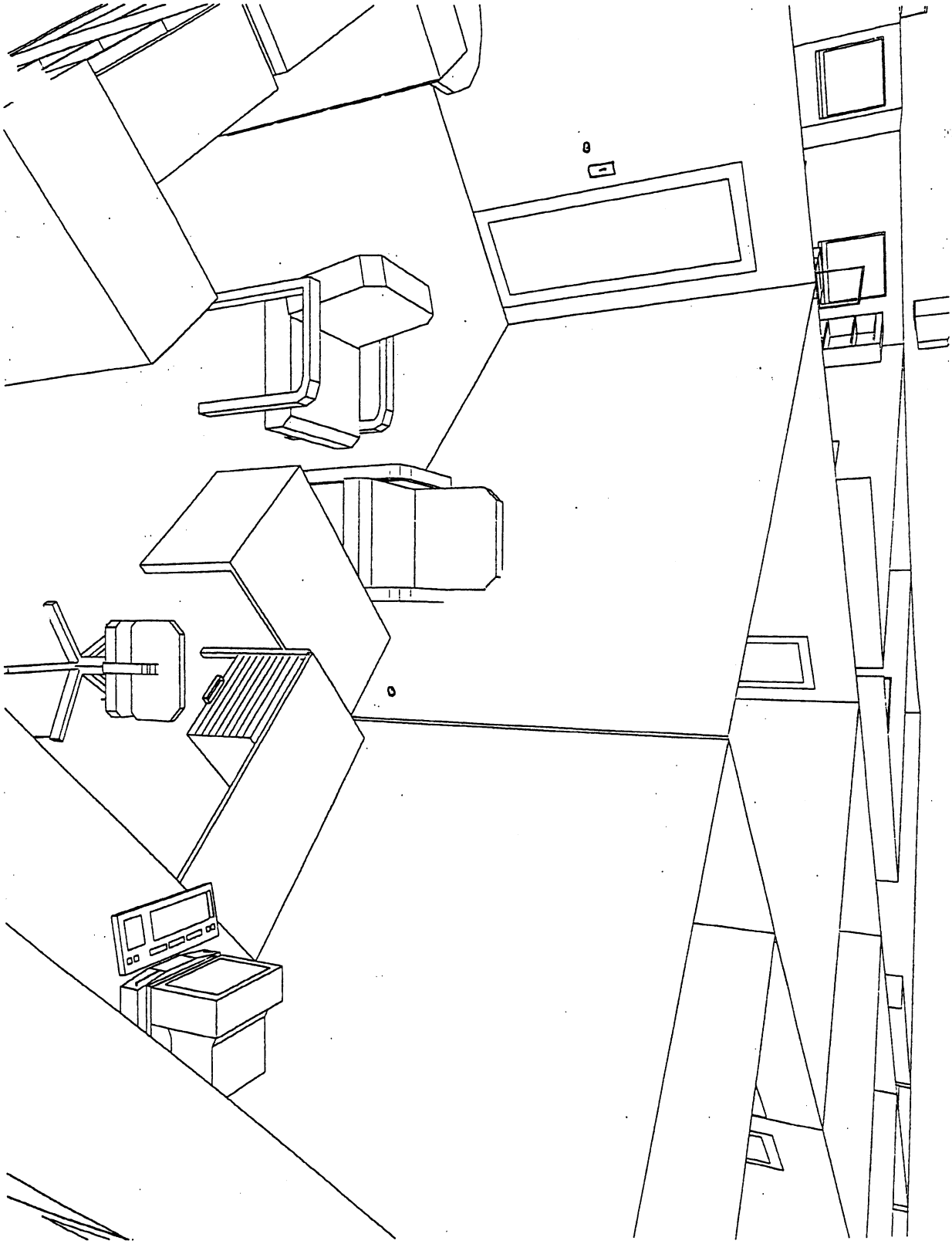

JC-001-012520

0.05441":1'

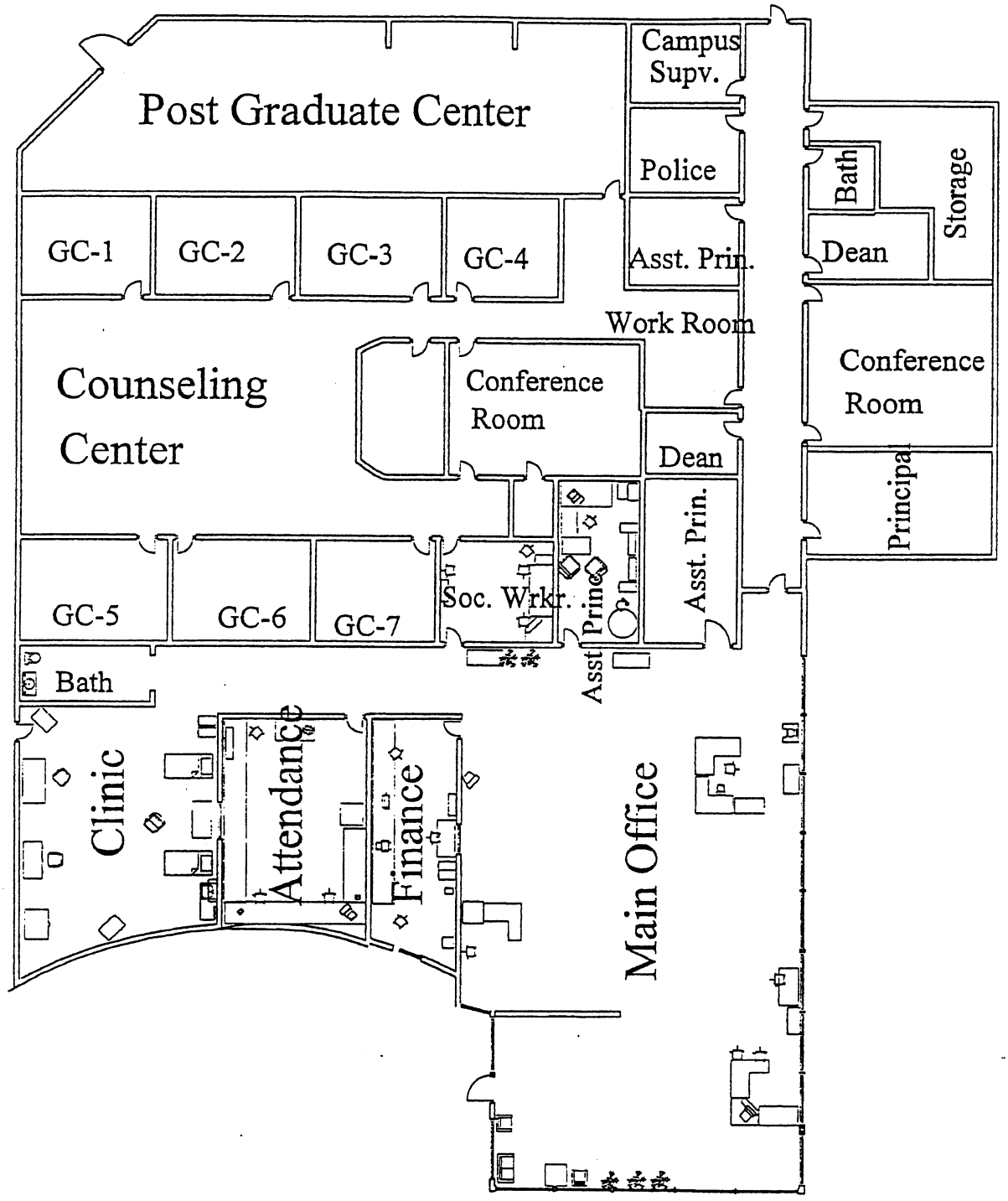

Columbine High School Office

JC-001-012521

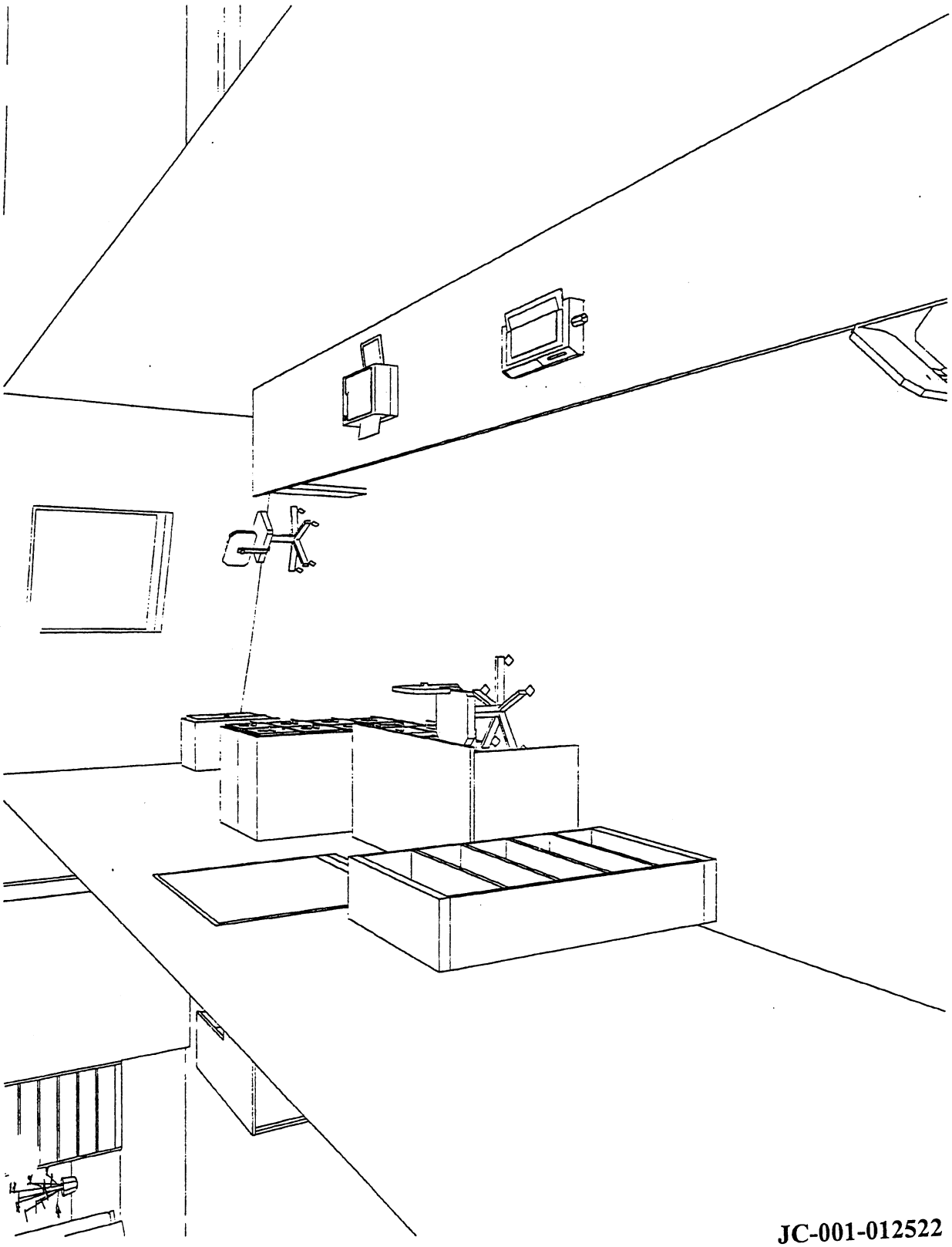

JC-001-012522

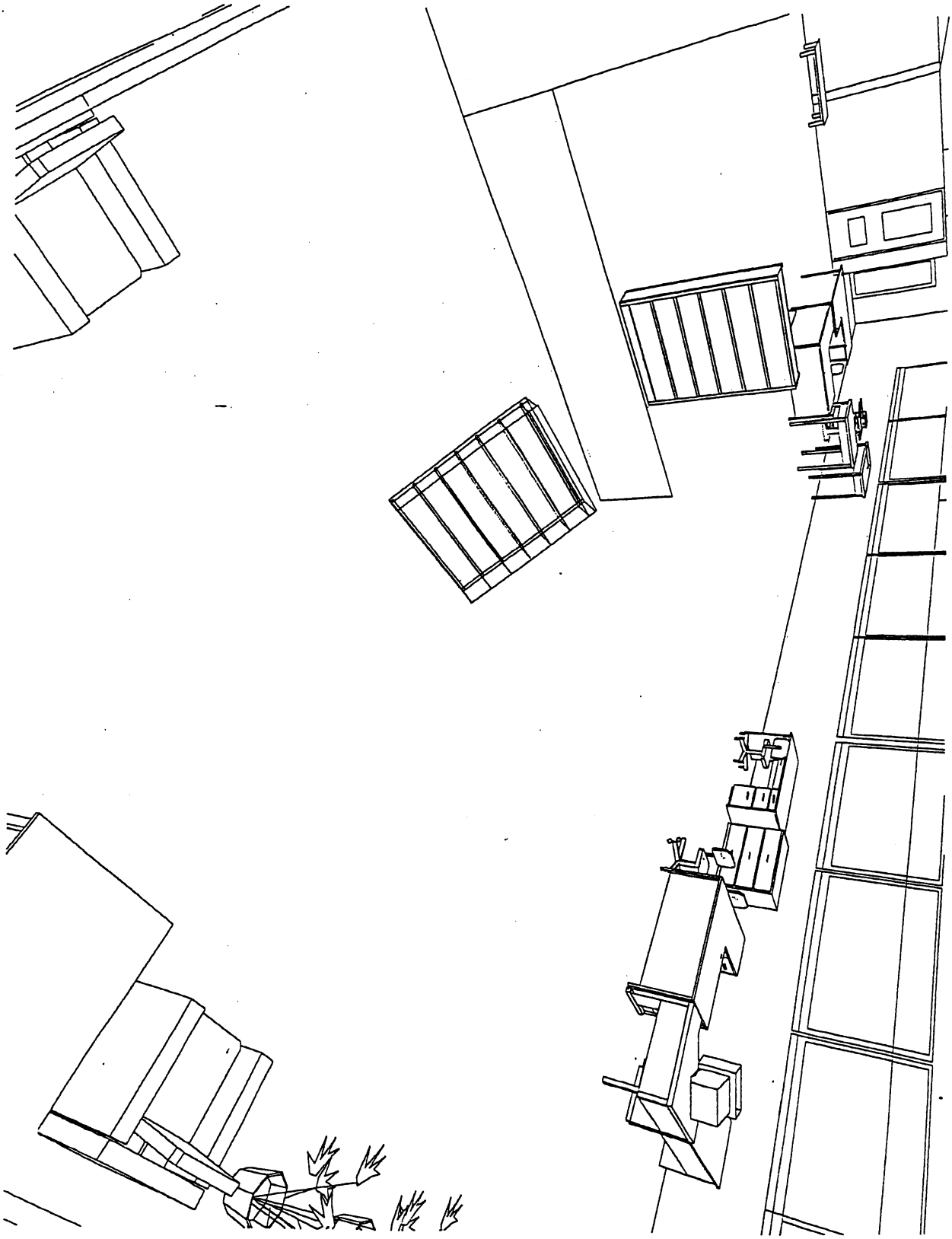

JC-001-012523

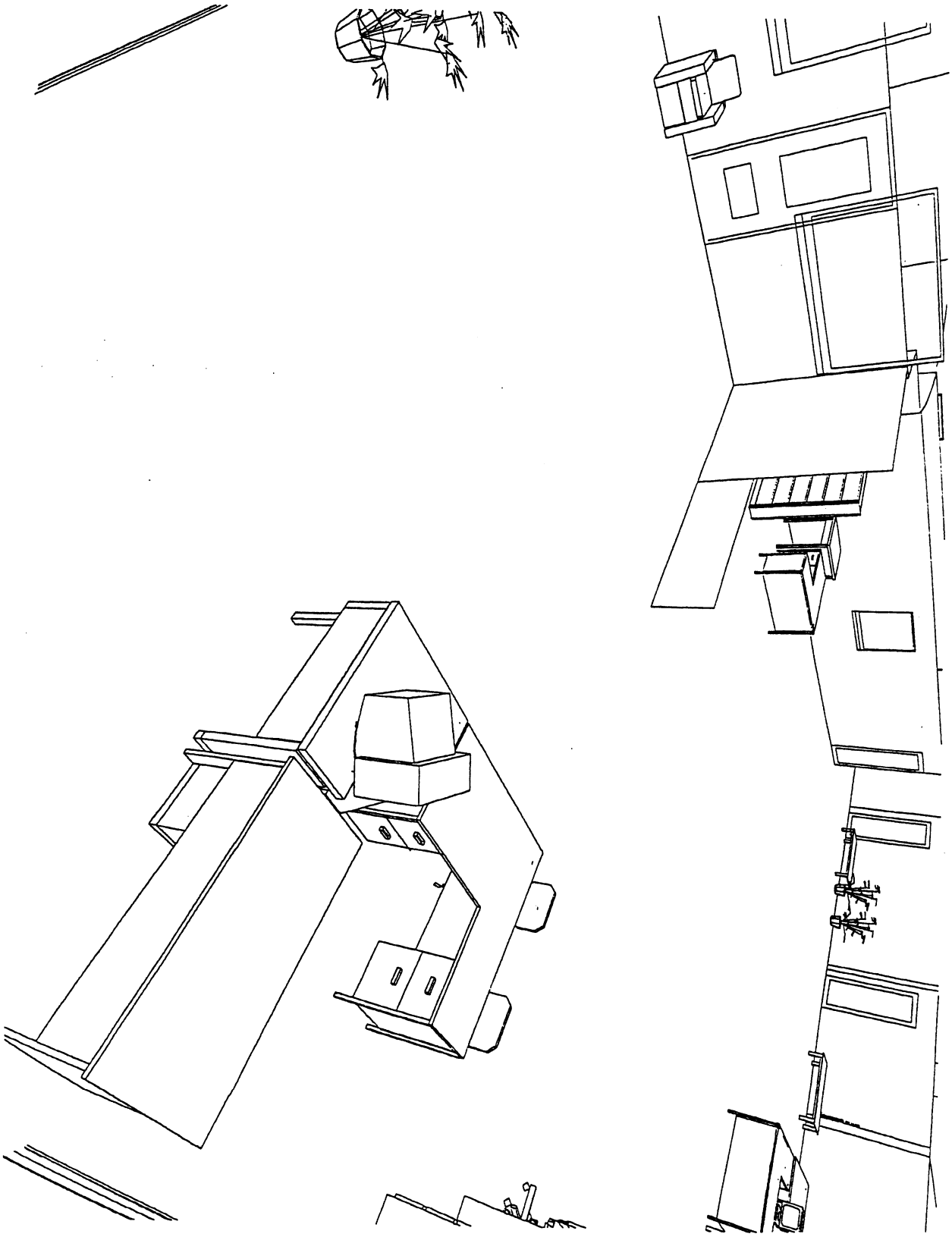

JC-001-012524

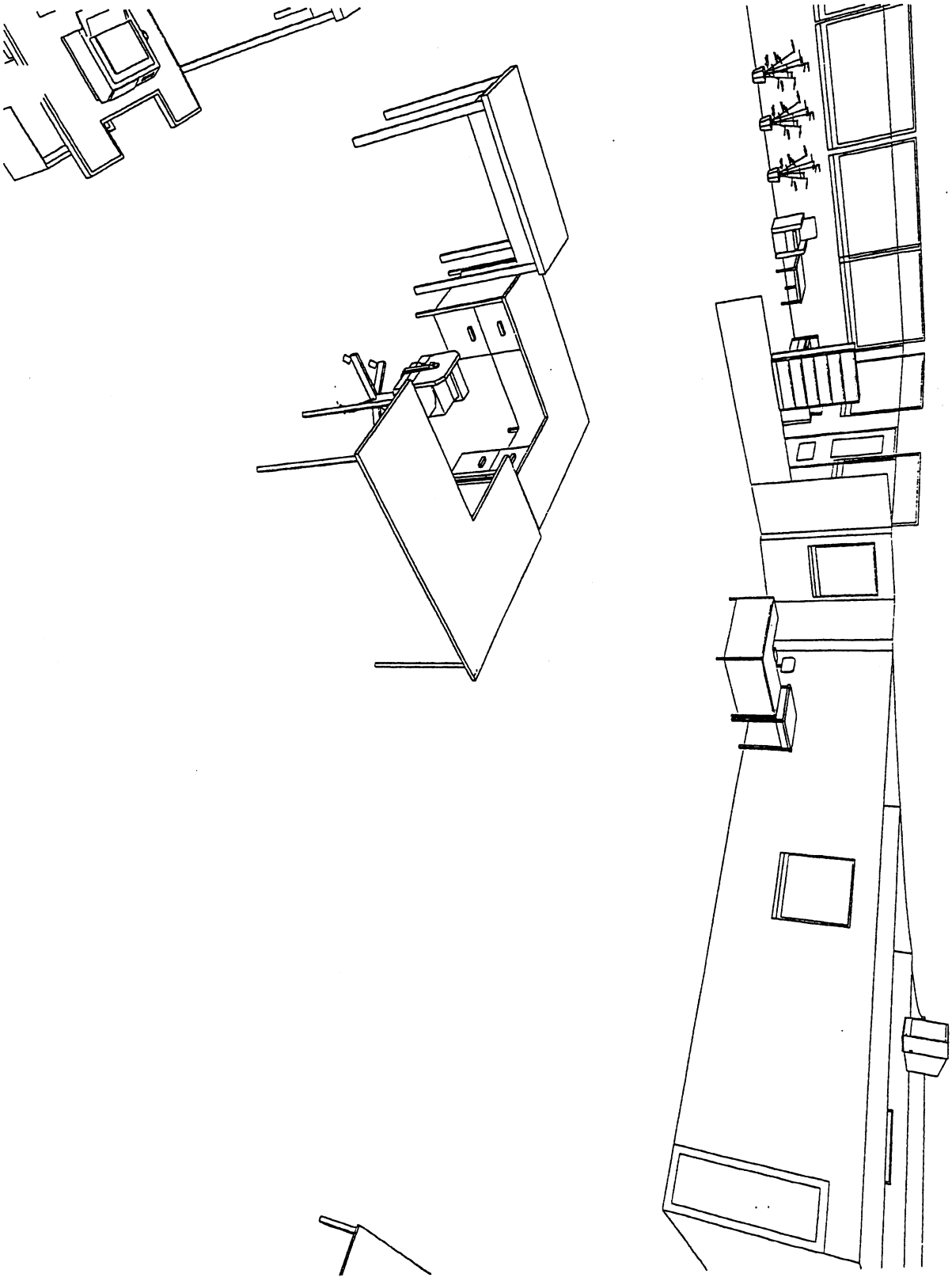

JC-001-012525

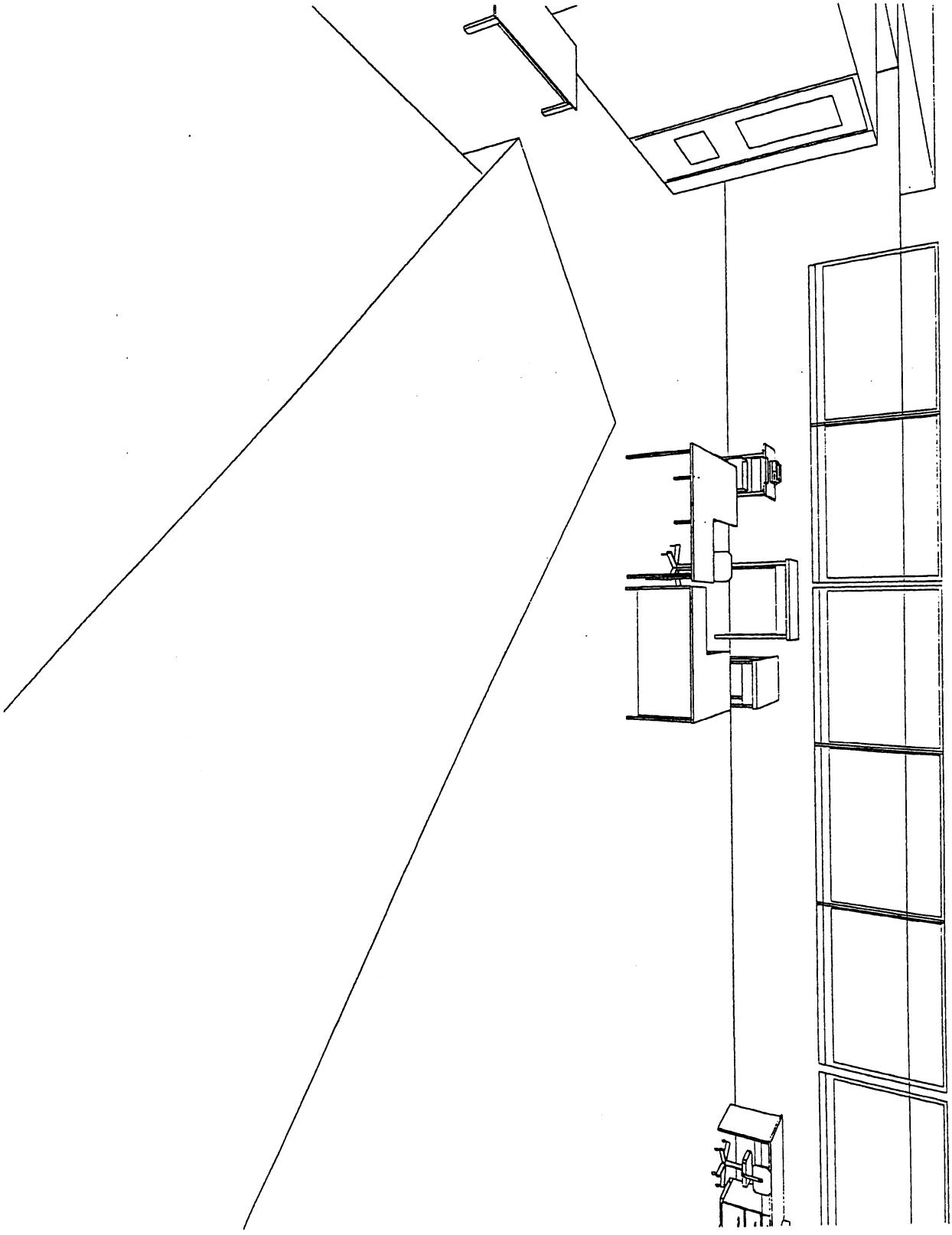

JC-001-012526

JC-001-012527



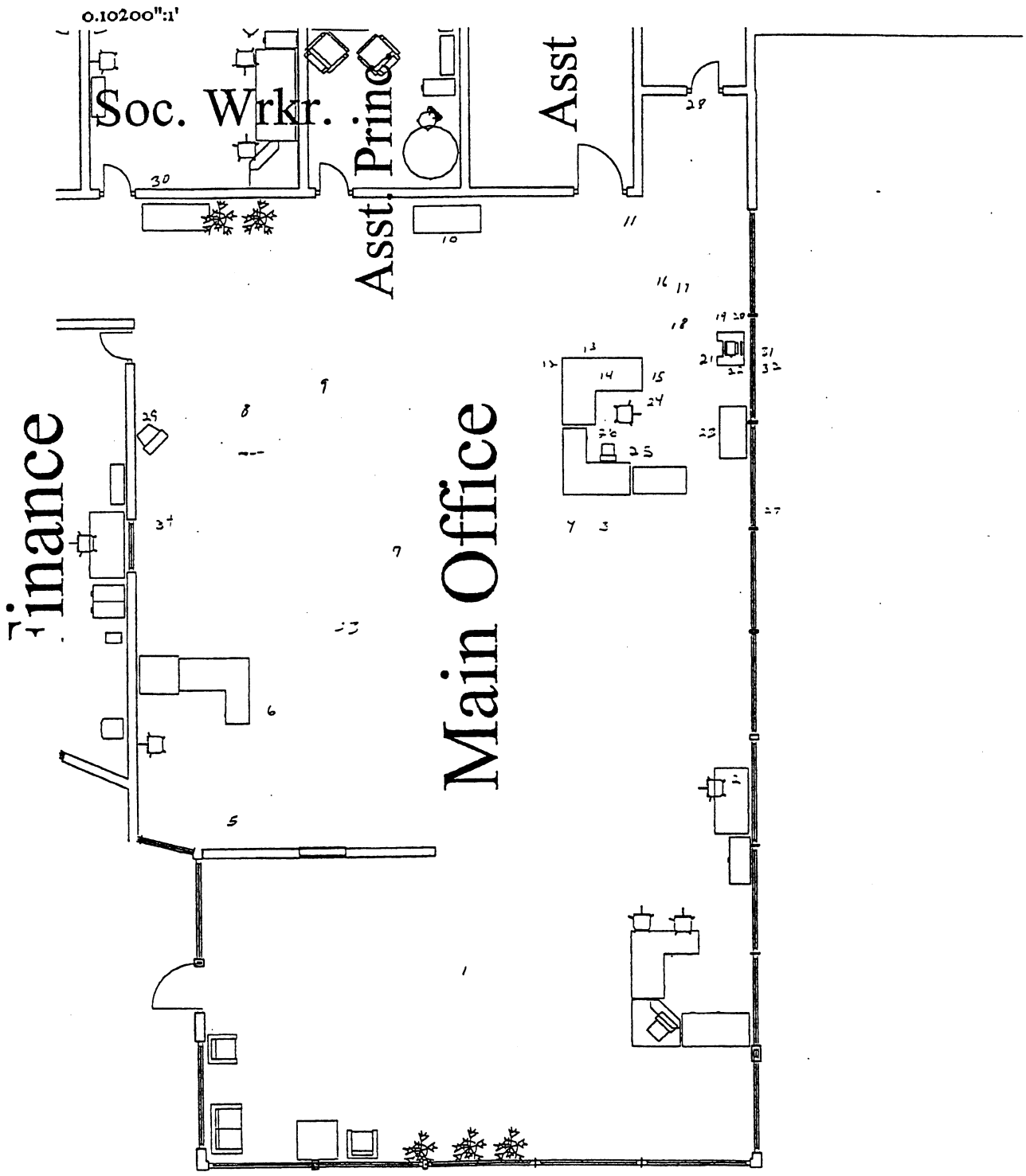

igh School Office

JC-001-012529

NOT TO SCALE
ROUGH NOTES

ATTENDANCE OFFICE

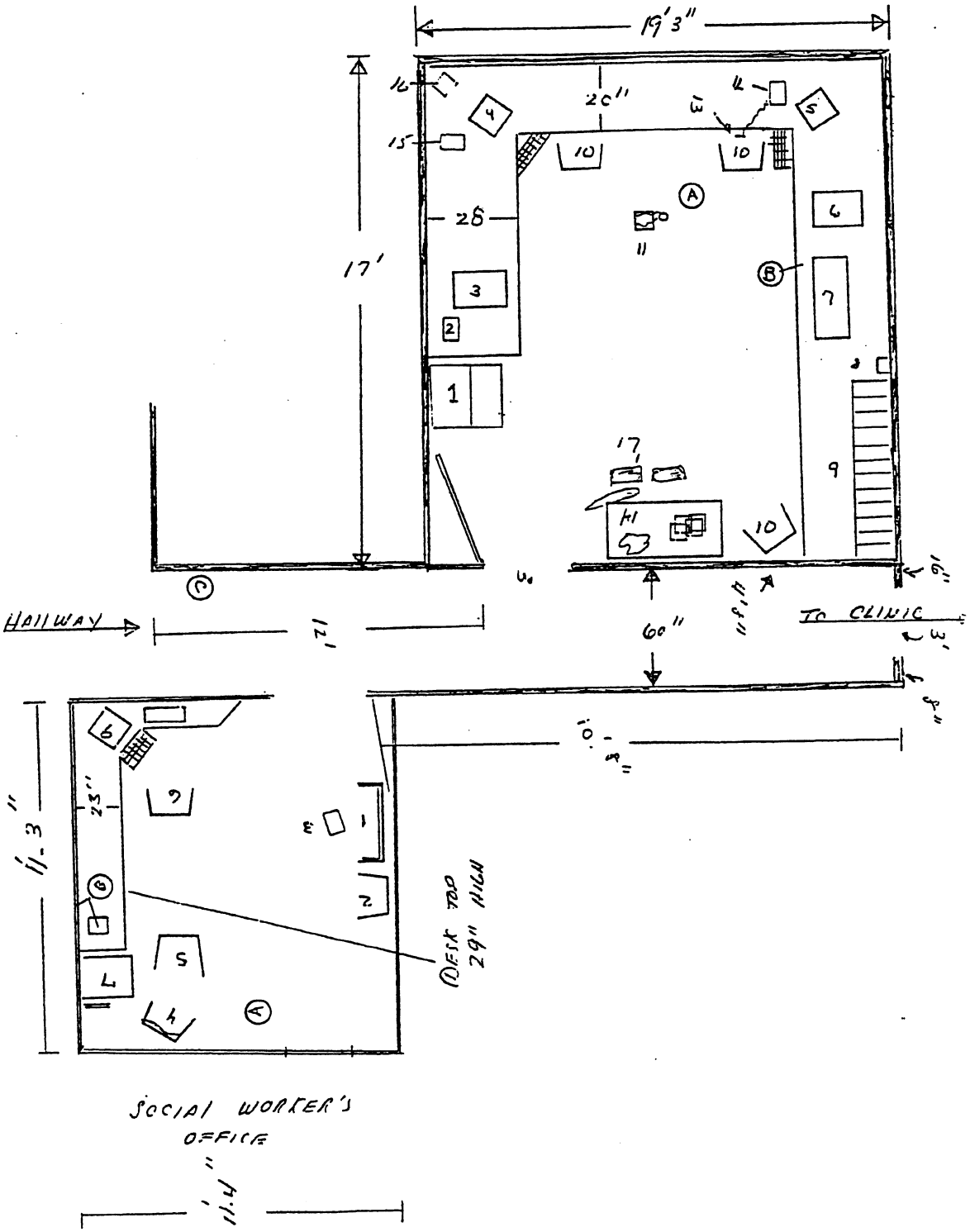

JC-001-012530

ATTENDANCE OFFICE

#1 — CARDBOARD BOXES
2 — CARD FILE
3 — PRINTER
4 — COMPUTER
5 — COMPUTER
6 — PRINTER
7 - SCALTRON
8 - PENCIL SHARPNER
9 - FILES (WITH BOOKS)
10 - CHAIRS
11 - COLUMN. WITH PLANT NEXT TO IT
12 - PHONE - WITH BULLET HOLE
13 HANDSET TO PHONE. (STRUCK BY BULLET)
14 - TABLE W/ PAPERS ON IT AND PLANTT
15 - PHONE
16 - PAPERS
17 - GI BOOKPACK AND BLACK COAT

A - BULLET FRAGMENT
57" N/ OF SOUTH WALL
85" E/ OF WEST WALL

B - SHELL CASING (SPENT)
23" E OF WEST WALL
85" N OF SOUTH WALL

HALLWAY

C - SHOT GUN SHELL (SPENT)
33" W/ OF EAST EDGE OF WALL - CORNER
2½" N/ OF S WALL
(NOTE!) THE BRASS END OF SHELL TOUCHING WALL

SOCIAL WORKER'S OFFICE

#1 - BOOK SHELF
#2 - CHAIR
3 - BOOK
4 - CHAIR WITH WHITE COAT
5 - CHAIR
6 - CHAIR
7 - FILE CABINET
- BRIEF CASE
- COMPUTER
10 - PRINTER

A - BULLET
9" S/ OF N. WALL
51.5" E/ OF W. WALL

B - BULLET HOLE IN EAST WALL
31" FROM FLOOR
57" S/ OF N. WALL
BULLET ALSO STRUCK BLACK LEATHER DAYTIMER. LYING ON DESK CHAIR - BOOK MOVED PRIOR TO OFFICER'S ARRIVAL

DAYTIMER WAS . . . .
1" W/ OF E WALL
47" S/ OF N WALL

JC-001-012532

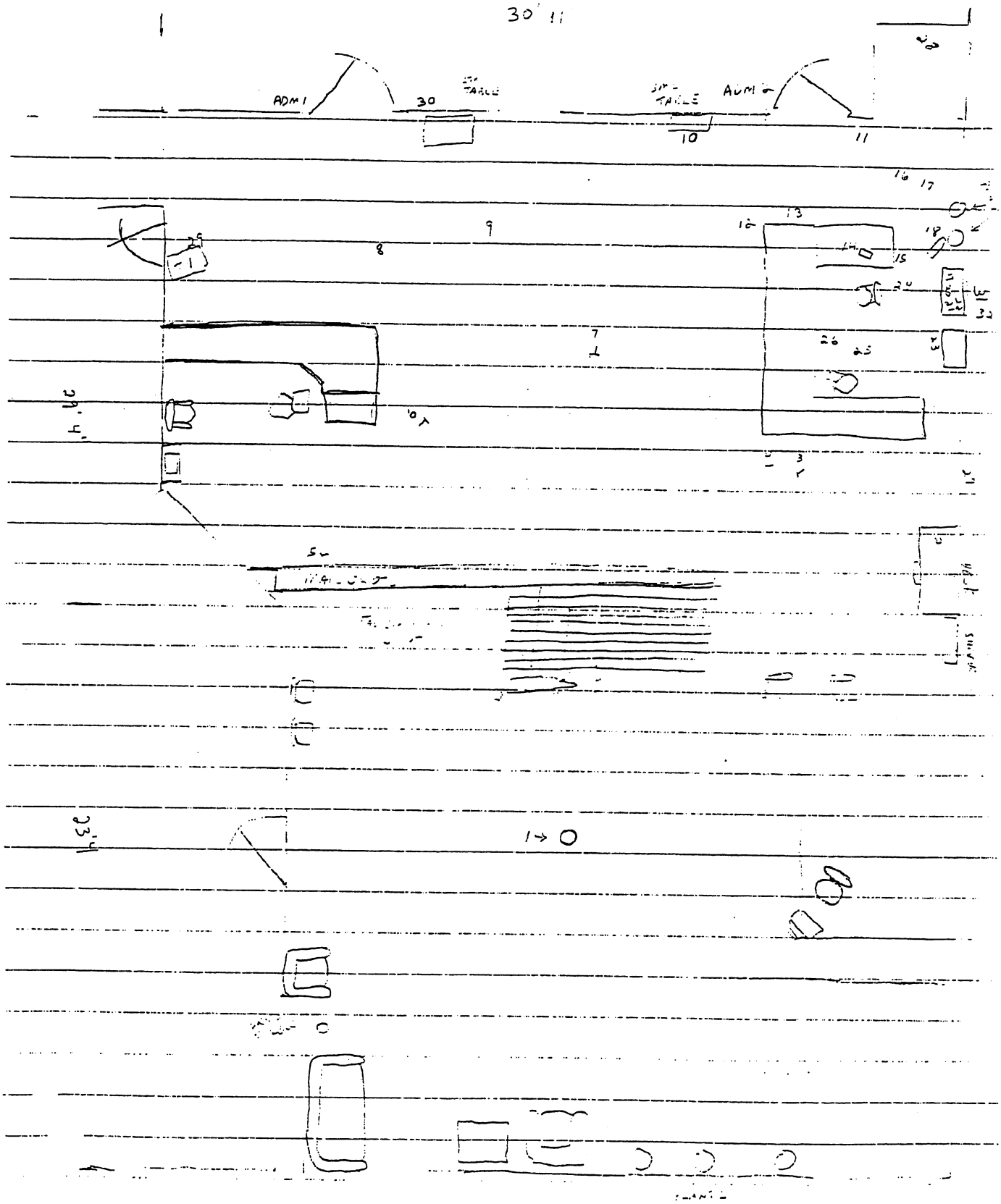

JC-001-012533

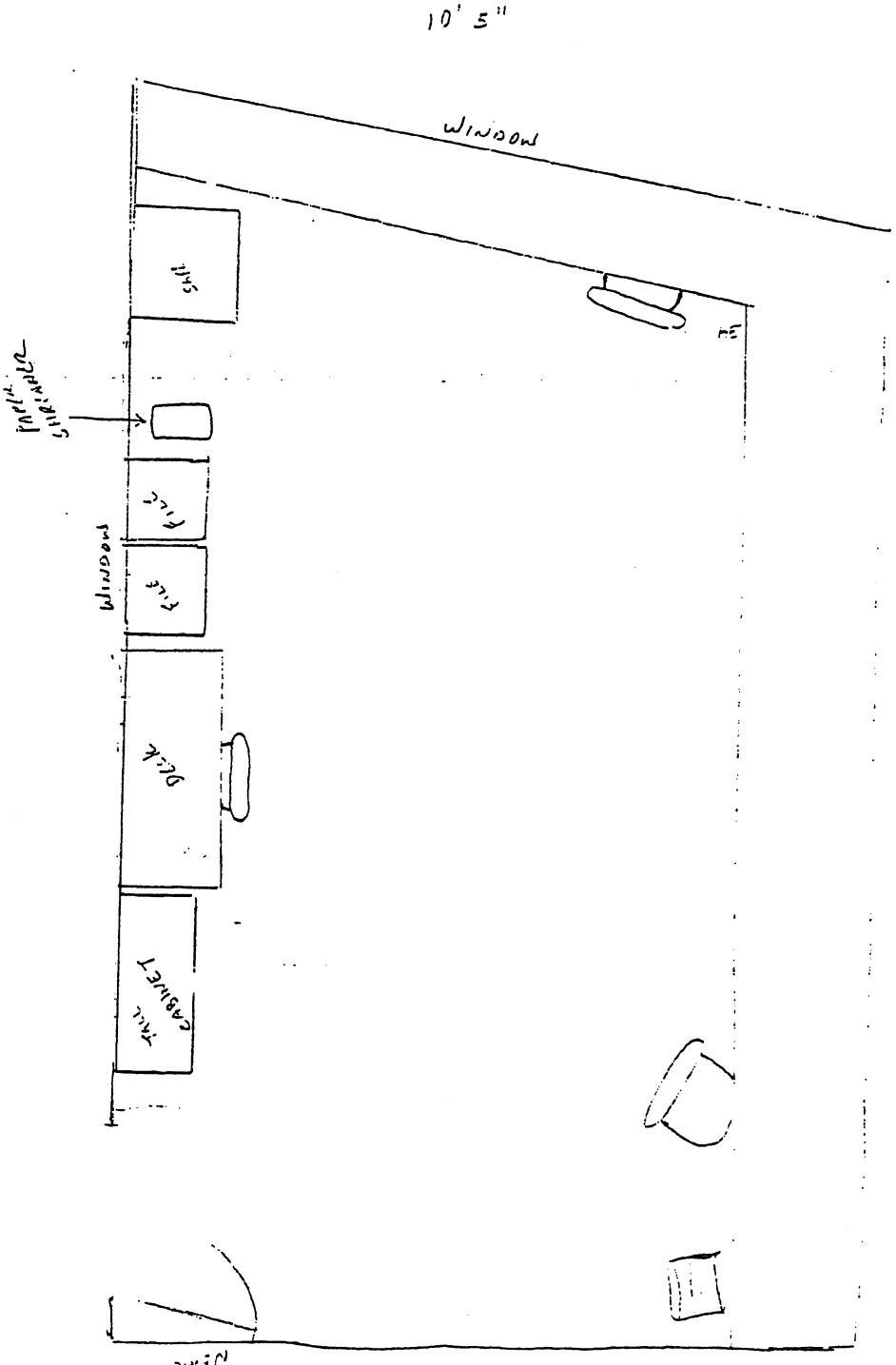
10' 5"
WINDOW
FILE
PAPER SHREDDER
FILE
FILE
WINDOW
DESK
FILE
CABINET
N

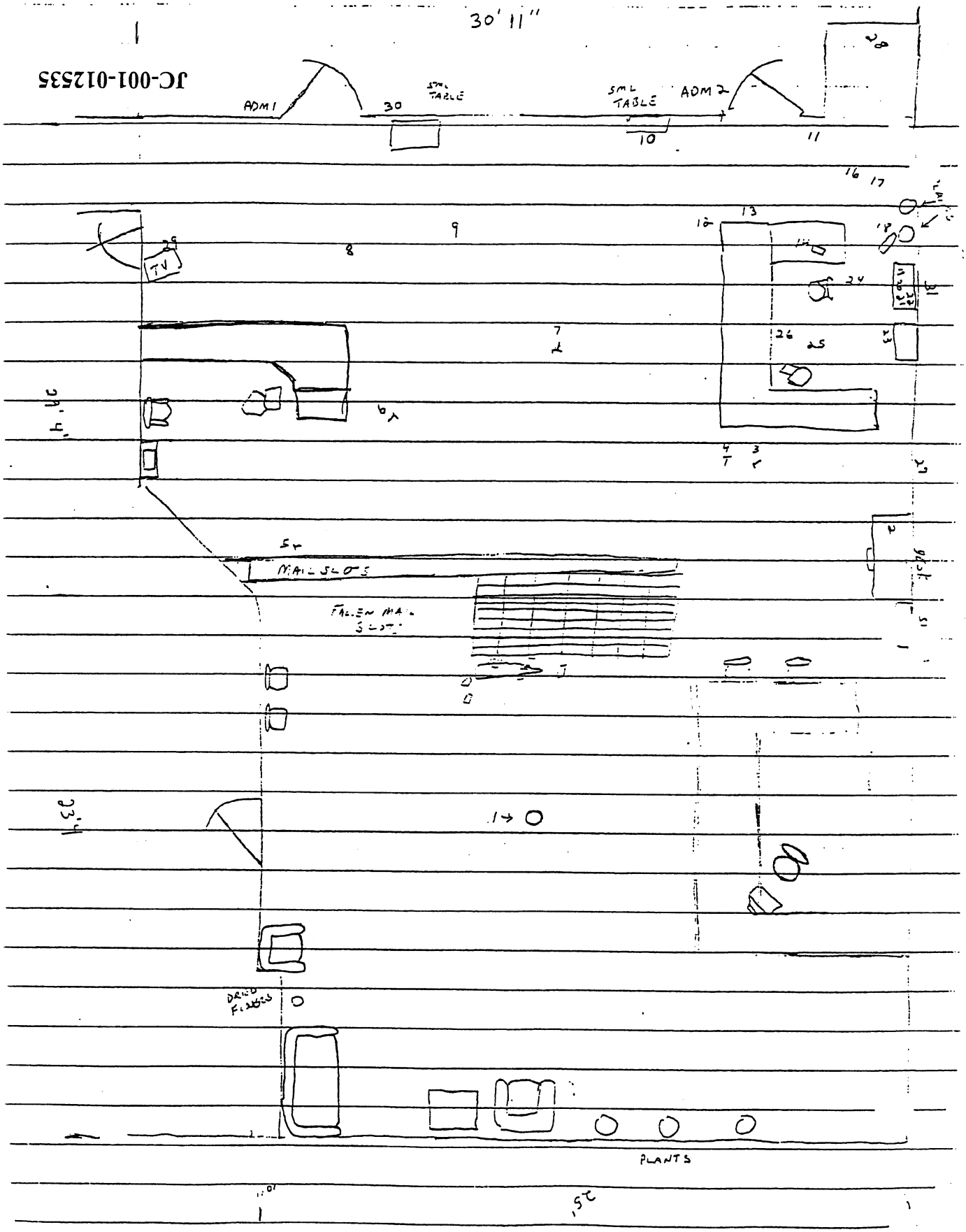
30' 11"
JC-001-01253
ADM 1
30
SML TABLE
SML TABLE
ADM 2
10
11
TV
MAIL SLOTS
FALLEN MAIL SLOTS
DRIED FLOWERS
PLANTS

JC-001-012536

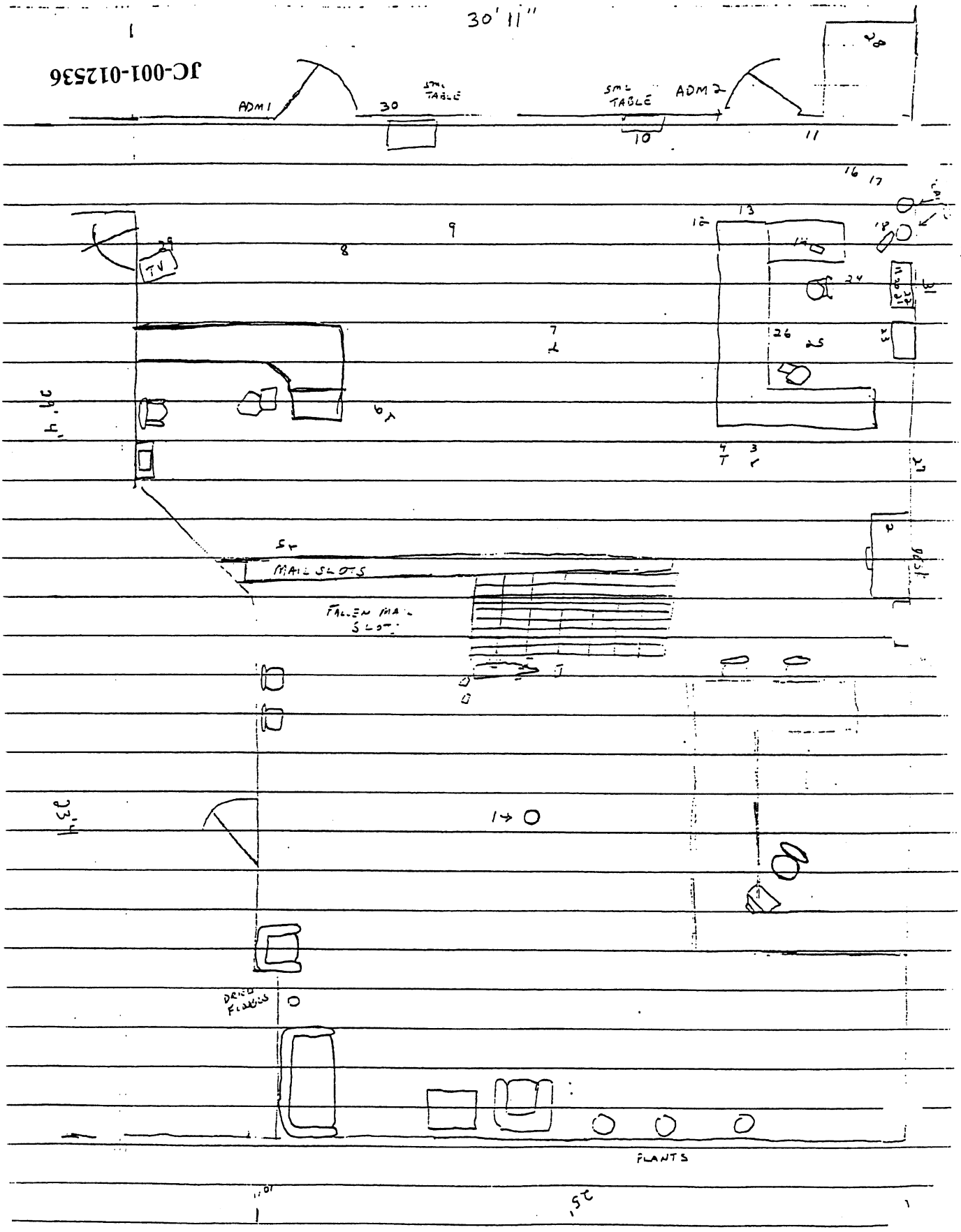

JC-001-012537

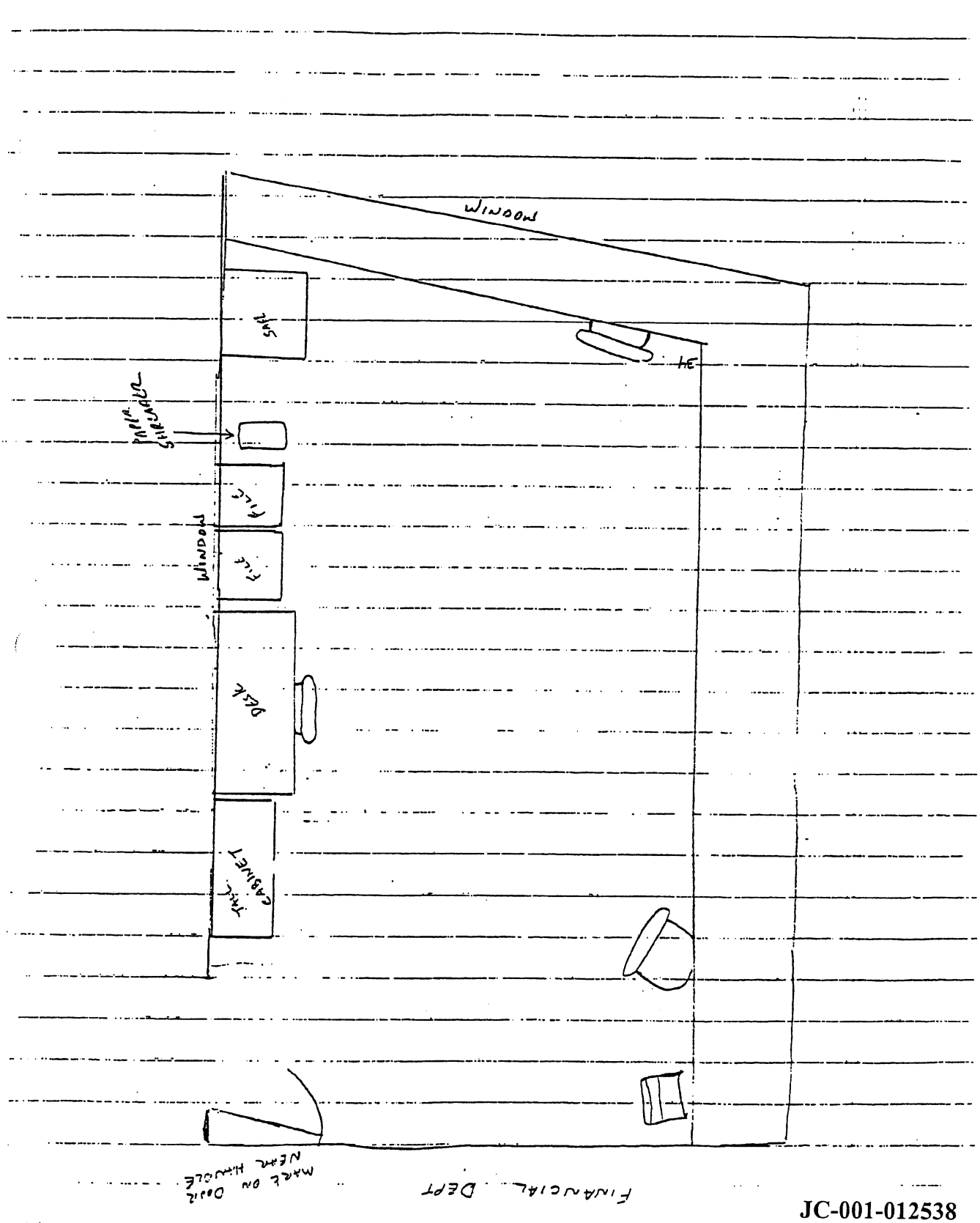

JC-001-012538

4/21/99
4/20/99
~~1130~~
1500

COLUMBINE HIGH SCHOOL
6201 S. Pierce St.

1 - Ash Tray in Front Office
2 - Broken Pottery Statue on Table & Window
3 - Spent 9mm Casing on Floor by Secretary Desk } Susan Wh
4 - Spent 9mm casing on Floor by Secretary Desk }
5 - Spent 9mm casing on Floor by Mail Slots
6 - Spent 9mm casing on Floor by Sports Secry desk Anna Cabrera
7 - Live round center of Inner office
8 - Fragment from T.V. Mounting
9 - Fragment from T.V. ~~Mounting~~ Mounting
10 - Spent 9mm casing on floor by ADM2 office
11 - Live 9mm Round on floor in front of ADM2 office
12 - Live 9mm Round on floor at corner of Secry desk (Susan Wh
13 - Live 9mm Round on floor North end of Secretary Desk (S. White)
14 - MAGAZINE UNDER SECRETARY DESK (S. WHITE)
15 - Spent 9mm casing under Secry Desk (S. White)
16 - Spent 9mm casing near windows on E of Office
17 - Spent 9mm casing near windows on E of office
18 - MAGAZINE ON FLOOR under windows
19 - Spent casing on typewriter at E. Window
20 - Spent Casing on typewriter table
21 - Live Round under typewriter
22 - Bullet fragment on Notebook on Typewriter table
23 - Spent 9mm casing on floor near Tech Table
24 - Spent 9mm casing on floor near Secy Chair (S White)
25 - Live 9mm Round behind Secy Desk on flr

27 - Spent 9MM casing on floor behind Secty desk (S. White)
27 - Bullet Strike in Football Trophy on E. window
28. - Live 9MM ROUND at REAR DOOR of OFFICES
29 - Bullet Strike to T.V. Monitor
30 - Bullet Strike on North wall of Office ADM 1 (Knies Studenka)
31 - Multiple bullet strikes to E-WINDOW & FRAME
32 - Bullet fragment on floor near Financial Office (Mona Madden)
33 - Bullet fragment on floor in center of Office
34 - Bullet on floor in Financial Office
35 - Bullet mark in Lawn
36 - Bullet mark in Lawn
1615 VIDEO of Scene - Sewell & Garner
1705 Measurements

Overall of Office
23' 4" N→S 25' 0" E→W

#1 Ash Tray 11' 4" N of S
9' 11" E of W

Overall of Large Room:
29' 4" N→S
30' 11" E→W

#2 Statue on Windowsill
1' 2" W of E
3' 10" N of S

#3 Spit ~~W of E~~ N of S
7' 11 W of E

#4 Spittoon 7' 1" ~~W of E~~ N of S
9' 0" W of E

#5 Spittoon 19' 5" W of E
0' 7" N of S

#6 Spittoon 19' 3" W of E
~~6~~ 7' 1" N of S

#7 Lion Bullet 14' 9" W of E
12' 6" N of S

#33 Fragment	17' 9"	W of E
	12' 9"	N of S
#8 Debris (T.V.)	23' 4"	W of E
	7' 2"	S of N
#9 Debris (T.V.)	21' 5"	W of E
	6' 2"	S of N
#32 Fragment	26' 4"	W of E
	8' 2"	S of N
#30 Bullet Strike on wall	24' 1"	W of E
	0' 0"	S of N
	3' 5"	Up from floor
#29 Bullet Strike (out T.V.)	29' 3"	W of E
	11' 2"	S of N
Floor up: 6'9"	1' 10"	E of W
#10 Spent Case	11' 10"	W of E
	2' 10"	S of N
#11 Live Round	6' 6"	W of E
	2' 10"	S of N
#16 Spent Case	2' 10"	W of E
	4' 7"	S of N

#36 — 61' 1" E of W To Beginning
63' 6" from hole in window
39' 4" S of N

#35 43' 10" E of W to
48' 4" from hole in window
38' 0" S of N

#37 Bullet on sidewalk in front of School
15' 5" N of N wall of school
8' 3" E of E wall of school

#38 Bullet in E. Parking Lot
54' 6" W of E Curbline of Pierce St.
0C' 6" N of S. Curbline of Driveway

#17 Spent Coin 2' 3" W of E
4' 11" S of N

#18 Magazine 2' 4" W of E
7' 9" N of S

#19 Spent Coin 1' 1" W of E
8' 6" S of N

#20	Live Rd.	1' 5"	W of E
		8' 11"	S of N
#21	Casing	1' 4"	W of E
		9' 10"	S of N
#22	fragment	0' 11"	W of E
		10' 5"	S of N
#23	Casing	1' 7"	W of E
		12' 10"	S of N
#24	Casing	3' 4"	W of E
		12' 11"	S of N
#15	Casing	4' 6"	W of E
		12' 4"	S of N
#25	Live Rd.	5' 11"	W of E
		15' 11"	S of N
#26	Casing	7' 5"	W of E
		14' 8"	S of N
#14	Magazine	7' 1"	W of E
		10' 8"	S of N

#13 Live Rd 8' 3" W of E
9' 6" S of N

#12 Live Rd 9' 10" W of E
9' 7" S of N

#28 Live Rd 3' 2" W of E
9' 5" N of N wall (in hall

#31 Bullet Strikes 2 extra holes 4' 6" up from floor
9' 1" S of N
0' 10" ~~[illegible]~~ E of E in window
3' 3" Up from floor

#27 Bullet Strike in Trophy 21' 6" S of N
0' 5" E of E

Overall of Pyramid 19' 11" } N→S
22' 3" }
10' 5" E→W

#34 Spent Bullet 18' 1" S of N
2' 9" E of W

(8)

18:35 Documentation & Recording of Adwin Ottum
Det: Washer - Photos
Sgt Blair

#2461 Fragment

JC-001-012546

9

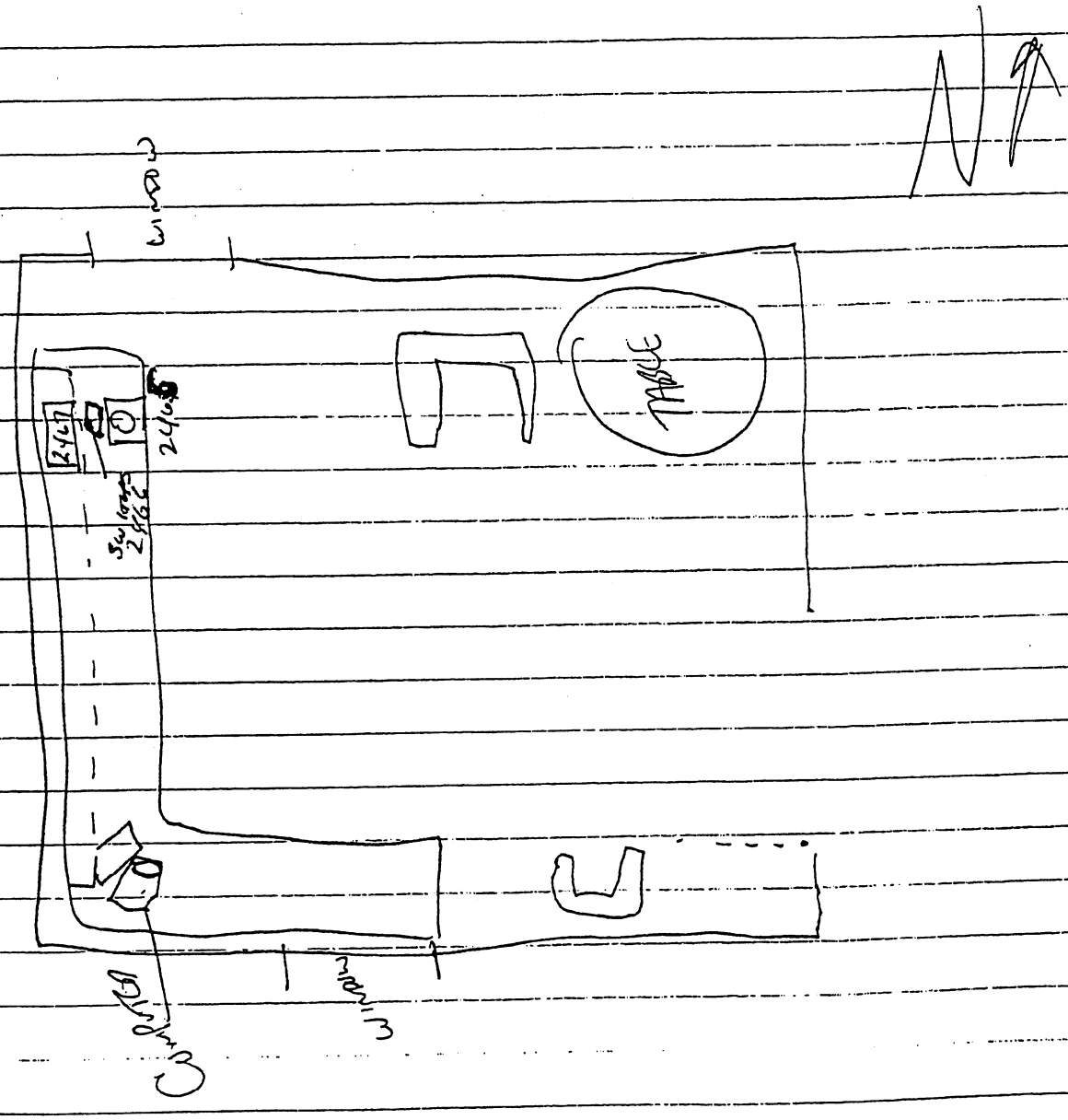

JC-001-012547

99-7625 COLUMBINE
TEAM 1 & 2
SKETCH NOTES
OTHER MAPS AND MEASUREMENTS

JC-001-012548

TEAMS 1&2
SKETCH
NOTES
99-7625
COLUMBINE

JC-001-012549

TEAM 1

Arapahoe County Sheriff's Office
Crime Laboratory Report
Homicide
Arapahoe County Case Number 99-16215
Jefferson County Case Number 99-7625
Senior Laboratory Technician Thomas W. Adair 179718

CRIE

Information Received

On 042099 at about 1415 hours I met Inv. Moomaw in the Swedish Medical Center Emergency section where he informed me that a shooting had occurred at Columbine High School in Jefferson County. Inv.'s Moomaw, Gee, Beichl, and Mundorf were present and I was requested to standby to receive evidence from the living victim's which were being transported to the hospital. At about 1428 hours I secured "Room #3", an equipment storage room, outside the trauma center main doors, for evidence storage. I kept the door locked and took custody of the keys from the nurse's station. I also posted a sign on the door instructing that there was no entry allowed by order of the Sheriff's Office. Yellow crime scene tape was taped across the upper part of the entry way. SLT Sprigg arrived a short time later to assist me with the collection of the evidence.

Either SLT Sprigg or I maintained a presence in the hallway outside room #3.

Receiving Evidence

At about 1435 hours I received custody of four white plastic bags individually containing the clothing and personal effects of the following individuals:

1. Richard Raymond Castaldo
2. Valarie Schnurr
3. Sean T. Graves

After taking the evidence to the secure evidence room, SLT Sprigg and I repackaged the clothing and personal effects into paper bags. Each of the white plastic bags was individually separated into a paper bag as well.

At about 1448 hours I took custody of a 9mm fully jacketed bullet from Det. Forrington from the Englewood Police Department. Det Forrington told me that the bullet had been recovered from the back of Mr. Castaldo. The bullet was enclosed in a semi-clear plastic container with a white hospital label showing the name of Mr. Castaldo. After taking the bullet to the secure evidence room I repackaged the bullet by wrapping it in tissue paper to protect any rifling marks and enclosed it in a separate plastic container which was sealed with evidence tape and my initials. Both plastic containers (one containing the bullet and the original container) were placed in a paper evidence bag.

At about 1520 hours I was contacted by hospital trauma nurse Kari Goerke and told that hospital staff needed access to the equipment in the evidence storage room. Mrs. Goerke offered her office as a secure storage area. We transported the evidence to office 3107 (Mrs. Goerke's personal office) at about 1535 hours. I took custody of her key.

Either SLT Sprigg or I maintained a physical presence in the office until we departed the scene.

At about 1611 hours I was contacted by Sgt. Beatty by pager. After returning the call, Sgt. Beatty told me that SLT Sprigg and I were to depart the hospital and return to the ACSO crime lab to secure the evidence. We were then to depart the crime lab for Columbine High School to assist the Jefferson County Sheriff's Office Crime Lab in processing the crime scene at the school. I informed SGT. Beatty that we had not collected all of the projectiles thought to be present in the victim's and he said that an investigator would be responsible for collecting any subsequent evidence from the hospital. SLT Sprigg and I departed the hospital, after returning the office key to Mrs. Goerke, at about 1628 hours. All evidence was transported in my vehicle. SLT Sprigg and I arrived at about 1640 hours and I secured the evidence in the ACSO crime lab.

After collecting needed equipment SLT Sprigg and I departed separately for Columbine High School at about 1657 hours.

I arrived on scene at about 1728 hours. Traffic was extremely congested along Bowles Avenue due to road closures and responding emergency vehicles, civilians, and the media. Upon arriving I was met and briefed by Jefferson County Sheriff's Office SWAT member Helgesen who told me that there were at least two bodies outside, one teacher in a hallway, and multiple bodies in the library. Dep. Helgesen also stated that there were several live IED's (improvised explosive devices), mostly pipe bombs, located throughout the building and crime lab entry was denied until the devices were rendered safe. I proceeded to the Arapahoe County Sheriff's Office Mobile Command Post Vehicle to check in and await instructions.

At about 2000 hours multi-agency crime lab personnel assembled in a pavilion at the south end of Clement park for a debriefing by Sgt. West of the Jefferson County Sheriff's Office. Sgt. West gave us a general briefing on the events, what little was confirmed at that time, of the event. Sgt. West stated that bomb squad technicians from various agencies were in the process of searching for, and rendering safe, numerous devices throughout the school, parking lot, and outside areas of school property. Sgt. West said that crime scene processing would not commence until bomb squad technicians had cleared work areas through render safe procedures. Sgt. West said several devices (12-13) had been cleared from the school and two large devices were located in each of the suspect vehicles.

Sgt. West said that the first priority of the crime scene personnel was to process the scenes toward the victim's so that they could be removed and autopsied as soon as possible. Five teams of five members each were to be deployed inside the school for processing. It was agreed that processing would not be compromised (sped up) for the purpose of victim removal. At the time each team was ready for a victim to be removed, a

team of coroner's investigators, assisted by a pathologist, would examine the victims in place and handle the removal from the scene.

At 2101 hours Jefferson County Sheriff's Office Criminalist Loptein gave another briefing and asked each crime lab member to fill out a roster stating each member's expertise and contact information. Loptein informed us that approximately 30 IED's had been discovered in and around the school and was delaying our entry.

Technicians were also sending in a forward looking infra-red team (FLIR). One device had already deflagrated while being handled by ACSO bomb tech's so safety was of major concern.

At about 1550 hours I was told by Criminalist Loptein that I should clear the scene and report back at 0600 hours on 042199. I departed the scene at about 0003 hours on 042199.

I arrived on scene at about 0536 hours on 042199. I was assigned to team #1 and would be processing the central and east sides of the library. See Colorado Bureau of Investigation (CBI) Agent Goetz's report for other team member names, assignments, and actions taken. I was assigned to take measurements and produce sketches of evidence locations in our (Team #1) area of the library.

At about 1000 hours, myself and three other lab members were requested to enter the school with Jefferson County Sheriff's Office Crime Laboratory Supervisor Chris Andrist to document the victim positions, and general location surroundings, with video and still photography. The members included Chris Loptein, Jeffco (35mm), Tom Griffin; CBI crime lab (35mm), Bob Lloyd; Thornton Police Department (video), and myself (video). I began videotaping at about 1055 hours and concluded our documentation at about 1200 hours.

My action times are listed below. For complete action report of team #1 in general see Agent Goetz's report.

042199 arrive 0536 hours; depart 2127 hours.
042299 arrive 0800 hours; depart 1656 hours
042399 arrive 0753 hours; depart 1902 hours
042499 arrive 0759 hours; depart 1340 hours
042699 arrive 0726 hours; depart 2038 hours
042799 arrive 0659 hours; depart 1820 hours
042899 arrive 0708 hours; depart 1811 hours
042999 arrive 0748 hours; depart 1850 hours

I produced a total of fifty one (52) sketches of the library and adjoining areas. Sketches were continually added to throughout the processing. Sketches were not to scale and north was approximate.

Arapahoe County Sheriff's Office
Crime Laboratory Report
Homicide
Arapahoe County Case Number 99-16215
Jefferson County Case Number 99-7625
Senior Laboratory Technician Thomas W. Adair 74978

On 042299 Team #1 was assigned to process and document the hallway, five offices, conference room, and emergency exit of the north west corner of the library, as well as the staff service area at the north end of the main library. I began documenting the area through sketches. Placards mounted to the walls outside each office designated the offices as "LMC 1", "LMC 2", "LMC 3", "LMC 4", and "LMC 5". The rest of the area was comprised of a conference room and hallway. The following observations were made in each room or hallway. See sketch for measurements of items and bullet holes. Bullet holes were given an alpha-numeric designation by Criminalist Loptein (ex. BH-1). All office entry doors were on the east side of each office.

LMC-1:

LMC-1 was the southern most office. The office door was closed and locked upon our arrival on scene. The office had a long desk that ran the length of the south and west walls. Bookshelves took up much of the space on the north wall. There were windows on the south and west walls of the office. No evidence was located in office LMC-1.

LMC-2:

LMC-2 is directly north of LMC-1 and has two windows along the west wall. The office door was closed and locked upon our arrival on scene. A rectangular wooden table and four chairs were in the center of the room. A small computer table was against the east wall to the south of the office entry door. A small book cart on casters was against the north wall just west of the entry. There was no evidence located in LMC-2.

LMC-3:

LMC-3 is directly north of LMC-2 and has one window along the west wall. The office door was closed and locked upon our arrival on scene. A long work table was attached to the south wall. A chair and file cabinet were located in the south west corner of the room. A row of staggered bookshelves was attached to the north wall west of the entry door. An apparent bullet impact defect was observed in the north wall above the door. A bullet fragment (item #763) was recovered from that location (corresponds to BH-6 in LMC-4).

LMC-4:

LMC-4 is directly north of LMC-3 and has one window on the west wall. A small table with a television on it was located in the north west corner of the office. There was a rectangular wooden conference table and six chairs in the center of the room. There was loose wallboard debris over the top of the table. The debris appears to have come from three bullets penetrating the north wall of the office, passing over the table, and entering

the south wall of the office. The south wall of the office contained three bullet holes given the designations BH-4, BH-5, and BH-6. A bullet fragment (item #761) was recovered from the hole designated BH-4 (corresponds to BH-1 in LMC-4). Another bullet fragment (item #762) was recovered from the hole designated BH-5 (corresponds to BH-3 in LMC-4). The bullet fragment recovered from BH-6 was actually recovered from LMC-3.

The north wall of the office also contained three apparent bullet holes designated BH-1, BH-2, and BH-3 (see sketch). There were no bullet fragments associated with these holes.

LMC-5:

LMC-5 is the northern most office in the northwest library hallway. LMC-5 has one window on the west wall and one on the north wall. A small wood table, black metal audio/visual cart, and chair were located against the south wall of the office. A green metal audio/visual cart was against the east wall directly south of the entrance.

There were seven apparent bullet holes in the south wall of LMC-5. The holes were labeled BH-6 (corresponds to BH-1 in LMC-4), BH-7, BH-8 (corresponding to BH-3 in LMC-4), BH-9 (corresponds to BH-2 in LMC-4), BH-10. BH-7 contained the copper jacketing associated with lead fragment item #761. BH-10 contained two copper jackets (one associated with item #762) and one lead bullet fragment (item #767). There were also numerous secondary missile impact sites in the area of BH-10 most likely caused by small glass fragments projected towards the wall, with the bullet fragments, from the north window..

The window on the north wall had five bullet holes through it (three through the glass, two through the frame). No bullet fragments were located in these five holes. The holes were labeled BH-1 (corresponds to item #764), BH-2 (corresponds to BH-6 and BH-7), BH-3 (corresponds to BH-10), BH-4 (corresponds to BH-8 and BH-10), and BH-5 (corresponds to BH-9). Criminalist Loptein and I determined through glass fracture analysis that the sequencing for the bullet holes in the north window glass of LMC-5 were as follows:

1. BH-2
2. BH-3
3. BH-4

The following chart explains bullet hole correspondance for LMC-5 through LMC-3 going from north to south

Ext.North	LMC-5N	LMC-5S	LMC-4N	LMC-4S	LMC-3N
BH-1	BH-1	ON FLOOR ITEM#764			
BH-2	BH-2	BH-6/BH-7	BH-1	BH-4	IN WALL (#761)
BH-3	BH-3	BH-10			
BH-4	BH-4	BH-8/BH-10	BH-3	BH-5	IN WALL (#762)
BH-5	BH-5	BH-9	BH-2	BH-6	IN WALL (#763)

Exterior North Library Wall:

The five bullet holes in the north window and frame of LMC-5 were also documented from the outside wall. In addition two bullet impact sites were located in the north wall between the north window of LMC-5 and the emergency exit door at the north end of the library hallway (see sketch for measurements).

Northwest Hallway:

There were several bullet impact sites in the hallway at the northwest corner of the library. All of the bullet trajectories were traveling essentially south and appeared to be coming from law enforcement. A wooden 20 drawer map storage cabinet, located against the east hallway wall directly south of the door leading to the "rebel news" studio, had three bullet impact holes on the north side of the cabinet. Two of the bullets (BH-1 and BH-3) were recovered inside the cabinet (see sketch). One bullet (item #757) was embedded in the wood of the south edge of drawer #10 from the top and was facing south. One bullet (item #755) traveled through the map cabinet (BH-2 to BH-4), exited the map cabinet then entered the rear of the television cabinet to the south of the map cabinet. Upon making contact with the front frame of the television on the west side, the bullet made a dramatic turn to the east and exited between the plastic face and glass screen of the television set. The bullet then traveled east and struck the east wall approximately three inches to the north of the wall mounted fire extinguisher cabinet, at a height of 3'9". The bullet was recovered from the floor beneath the television cart (see sketch). Criminalist Loptein and I observed wall board material on the nose of the bullet at the time of collection.

At the south end of the hallway, on the east wall separating the hallway from the conference room, there were several bullet impact sites. One bullet impacted the upper northern frame of a chair (CH1) along the east wall. The bullet impact (designated impact #1) sent smaller pieces of metal across the wall and through a picture frame on the east

wall at wall at the south end (see photos and sketch). A second bullet impact (designated impact #2) struck the wall board to the south of CH1 and impacted below the computer table (see sketch). That bullet was recovered by team #2. The third bullet impact (designated impact #3) struck the wood corner molding at the south end of the east wall. The projectile then traveled south and hit a Macintosh computer monitor on the computer table(see sketch). All three impact sites were tested with sodium rhodizinate with positive results. A fourth projectile also passed through the lower back (south) partition under the computer table and was designated projectile hole #1A by team #2. A minimum of 15 projectiles were determined to have been fired from the north end of the library, down through the northwest hallway and offices towards the south. These projectiles were most likely the result of cover fire by law enforcement.

Conference Room:

The conference room is located on the south East end of the hallway and directly west of the library magazine storage room. The conference room consists of a large wood top conference table, surrounded by six padded chairs, in the center of the room. A small table was to the west of the entrance along the north wall of the conference room. A large paper writing pad on an easel was located in the southeast corner of the room. There was a bullet hole in the north wall of the conference room on the west edge of the door frame. The trajectory of the bullet was traveling essentially south into the conference room. As the bullet passed through the wall it fragmented. Several copper and lead fragments were found on the floor, table top, chairs (Chairs "A" and "D") and the south wall (see sketch). A bullet hole was located in the floor molding of the south wall. The largest of the lead fragments (item #752) was located in south wall under the easel. An apparent bullet swipe was found on the conference room floor in the southeast quadrant of the room. The swipe was in line with the bullet hole impact area on the floor molding. Agent Ritter (CBI) tested the area with sodium rhodizinate with positive results.

Magazine Storage Room:

The magazine storage room is located directly east of the library conference room. Entry into the room can be gained by either the conference room or the staff service area. The room is comprised of two rows of magazine stacks as well as shelving on the south and west walls. No evidence was located in this room. Both doors were open and unlocked upon our arrival.

Staff Service Area:

The staff service area is located at the northern end of the main library. The area is comprised of a large wood counter top work area where students bring books to be checked out by library staff members. There are two computer terminals centered in the service counter which faces south. Upon my inspection of the area I observed that an under the counter telephone (presumably for staff use) was off the hook with the receiver on the floor behind the counter. One of the blue cushioned bar stool style chairs from the computer terminal area had apparent bullet hole damage to it (see Agent Ritter;CBI report for trajectories). The chair was laying on top of the counter to the east of the eastern most computer terminal. The computer monitor was off center of the CPU to the west and had scuff marks on the front of it indicating that the chair had been thrown onto the counter striking the computer monitor.

A small rectangular wooden printer stand cabinet is located at the north west end of the staff service counter. The cabinet is open to the east and 100 sheet packs of white (8 1/2"x11") printer paper was stored under the counter on the staff (east) side. A computer printer (HP Laser Jet 5si/mx) was essentially centered on top of the cabinet. There were at least 14 shotgun pellet impact sites on the wood frame of the cabinet, some causing multiple impact sites at the ricocheted (see Agent Ritter; CBI report for detail). At least three pellets also struck the east side of the upper northwest paper bundle (item #735). No on site examination, or extraction of pellets was performed on scene. One pellet (item #699) was recovered from the lower paper tray of the HP printer east side. Five other pellet impact sites were located on the west side wall of the western most staff seating area (access panel location) directly south of the printer cabinet. Additional items of evidence were recovered from the floor and counter top areas of the staff service section (see evidence report).

Thomas W. Adair 978 — 05/21/99

Senior Laboratory Technician Thomas W. Adair — Date
Arapahoe County Sheriff's Office
Investigations Division

15 Page

Notes of Thurwal 9708

INVESTIGATOR'S CASE NOTES

99-166015 Case Report Number

DATE / TIME	ACTIVITY / NOTES	ADDRESSES/PHONE #s
	1 = Item 600 cartridge casing	
	2 = Bullet 601	
	3 = Casing 602	
	4 = Bullet Frag 604	
	5 = Bullet Frag 605	
	6 Casing Frag 603	
	7 = Bullet Frag 606	
	8 = Casing 608	
	9 = Shotgun Shell 613 Height 22"	
	10 = Bullet Frag 620	
	11 = Bullet Frag 609	
	12 Bullet Shotgun wad 610	
	13 Shotgun wad under desk 615	
	14 = ~~bullet~~ 614 Copper Frag	
	15 = ~~bullet~~ 613 Copper Frag	
	16 = SG ~~Frag~~ 611 WADS	
	17 = SG ~~Frag~~ 610 WADS	
	18 = Bullet ~~600~~ 621	
	19 = " " 617	
	20 = " " 620	
	21 " " 619	
	22 " " 616	
	23 " " 618	
	24 Casing 622	
	25 " " 623	
	26 " " 624	
	27 Bullet 631	
	28 Bullet 629	

AC 851

JC-001-012559

2s
Page

Notes of Thomas Wed 9718

INVESTIGATOR'S CASE NOTES

99-166215
Case Report Number

DATE / TIME	ACTIVITY / NOTES	ADDRESSES/PHONE #s
	29 = casing 628	
	30 " " 627	
	31 = SG shell 629	TABLE 2 N. side
	32 = lead frag 636	
	33 = lead frag 637	
	34 = SG casing 639	
	35 " " 638	
	36 lead frag 635	
	37 " " 634	TOTAL Library
	38 copper frag 640	E→W 86[10]
	39 SG shell 626	
	40 9mm. casing 625	
	41 9m casing 641	
	42 SG shell 642	
	43 Copper frag 644	
	44 SG shell 658	
	45 Lead frag 656 under chair facing west	
	46 Copper sabot slug 654	
	47 Lead bullet 655	
	48 Bullet frag 653	
	49 " " 669	57 = Lead, copper, Lead = 682
	50 Copper slug 646	
	51 Casing 671	
	52 " 672	
	53 Bullet 9mm 673	
	54 Bullet lead frag 680	
	55 Bullet frag 681	
	56 casing 675	

AC 851

JC-001-012560

35 Page

Notes of Thomas Wood 9718

INVESTIGATOR'S CASE NOTES

99-16215 Case Report Number

DATE / TIME	ACTIVITY / NOTES	ADDRESSES/PHONE #s
	58 SGS 659	
	59 9mm Cartridge 661	
	60 Lead Frag 662	
	61 SG Wad 663	
	62 Bullet Frag 664	
	63 Bullet Frag 665	
	64 " " 660	
	65 " " 678	
	66 " " 677	
	67 9mm Cart. 667 Table top resting next to chair	
	68 Bullet Frag 676	
	69 Bullet 657	
	70 Bullet 650	
	71 Casing 9mm 647	
	72 Casing 9mm 649	
	73 Bullet Frag 648	
	74 9mm casing 666	
	75 Bullet Frag 668	
	76 SG Wad 683	
	77 SG wad 684	
	78 lead Frag 685 Against chair leg	
	79 Lead Frag 687	
	80 Lead Frag 686	
	81 9mm Casing 688	
	M = 9mm Magazine Single stack 674	
	83 = SGS 679	
	84 = lead frag 689	

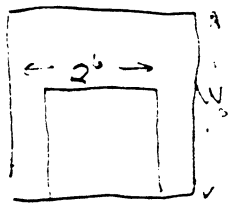

AC 851

JC-001-012561

4s
Page

Notes of Thomas Wad 9715

INVESTIGATOR'S CASE NOTES

99-16215
Case Report Number

DATE / TIME	ACTIVITY / NOTES	ADDRESSES/PHONE #s
	85 Copper bullet 690	
	86 9mm Cartridge 691	
	87 SG WAD 695	Dylan Tec 9
	88 Lead Frag 696	wound Trough &
	89 " " " " 692	Through left → Right Ear to Ear.
	90 SG WAD 697	ERIK had 9mm
	91 " " 693	Combine Mags in Pocket
	92 " " 694	
	93 Lead Frag 698	Mouth intra oral
	94 " " 700	
	95 " " 699	
	96 SG WAD 701 on Edge of computer cut off	
	VIDEO 702	
	B = Blood collection 703	
	97 = SGS 720	
	721 Backpack of Lauren Townsend at table ?	
	722 Books Townsend 2	
	723 Purse Kelly Fleming 4	
	724 BKPK 4	
	725 Book Grn 4	
	726 Backpack Tomlin 6	
	727 Book " " " "	
	728 Hat/Mag John Tomlin 6	
	729 Backpack DePoorer 14 Floor [illegible]	
	730 Backpack Mauser 9 N Floor	
	731 Seinfeld book " " 9 E [illegible]	
	643 SG Wad Plastic in hair of Jason Park	

AC 851

JC-001-012562

5s
Page

Notes of Thomas Wade 9718

INVESTIGATOR'S CASE NOTES

99-16215
Case Report Number

DATE / TIME	ACTIVITY / NOTES	ADDRESSES/PHONE #s
	98 SGW on shelf below bullet impact 651	
	99 lead frag 652	
	100 lead frag 633	
	101 Copper frag 645	
	102 copper frag 732 Shotgun Pellet copper coat	
	103 two lead frags 741	
	104 9mm Casing 742	
	105 9mm Bullet 755 Back TO BH2, BH4, BH5 Through front of T.V.	
	106 45 cal Bullet 758	
	107 45 cal bullet 757	
	108 Copper Jacket 748	
	109 Copper Jacket 747	
	110 " " 749	
	111 " " " 750	
	112 frag out of chair E 754 in CONF. ROOM back of chair front to back no exit	
	113 bullet " " 752	
	114 bullet " " 756 inside TV next to Map table.	
	115 bullet " " 764	
	116 Jacket " " 765	
	117 lead bullet 743	
	118 bullet hole lead pellet 740	
	119 " " 739	
	120 Copper frag 778	
	121 " " 779	
	122 Plastic SGW 777	
	123 Copper Pellet 785	
	124 Copper Pellet 795	
	125 " " 794	

Sodium Radisiate - Lead fragment

AC 851

JC-001-012563

Notes of Thomwal 9718

INVESTIGATOR'S CASE NOTES

D / TIME	ACTIVITY / NOTES	ADDRESSES/PHONE #s
	126 Copper pellet 793	
	127 Copper Jacket 791	
	128 lead frag 791	
	129 Copper Jacket in wall 790	
	130 9mm casing 789	
	131 lead Frag 788	
	132 " " " 787	
	133 lead Frag 802	
**	other #'s on sketches.	

1a
Page

Notes of Thomas Wed 9718 ACSO

INVESTIGATOR'S CASE NOTES

99-16215
Case Report Number

DATE / TIME	ACTIVITY / NOTES	ADDRESSES/PHONE #s
042099/ 1415	Briefed by ~~By~~ INV. Moorman Multiple GSW	
	Victims From Columbine HS.	
1428	Commander Room 3 (Storage room) For Temp	
	Evidence storage room.	
	Repackage Forrington evidence IN	
	paper bays.	
1448	Rec. FMJ Round nose bullet From Forrington	
	out of Castaldo, Richard	
1535	Switched evidence room to 3107	
	personal office of Nurse Kari Goerke	
1611	Not by beatty through spears to Respond	
	back to lab w/ evidence.	
1628	C/R Hosp.	

AC 851

JC-001-012565

1b

Page

Notes of Thomas Wal 97.r

INVESTIGATOR'S CASE NOTES

99-16215

Case Report Number 99-7625 JCSO

DATE / TIME	ACTIVITY / NOTES	ADDRESSES/PHONE #s
0412099 / 1657	Dep. S.O. for scene	Helgesen
1728	Arrive	Randy West
	Brief by Helgesen JCSO SWAT Said 2 bodies outside	Lt. Kieckbusch
	Most bodies in library Teacher in hallway.	SGT West
	Entry Delayed due to bomb Threats	
@ 2000	Meeting in Pavillon North of school in Park	
	debrief by SGT West	
	School has been cleared of devices 12-13 taken out	
	Car bombs on S. Side large devices in vehicles.	
	1st Priority ID victims	
	Make shift morge est. to help id victims.	
	5 teams inside 2 teams outside (parking lot.)	
	Mark body locations Prior to moving.	
	Coroner will do ID's @ morgue no att should be	
	made to make ID or check Pockets. (Per JCCO)	
2101	Loptein Brief Fill out sheet. Name, Number, Spec	
	30+ Devices outside school	
	Team members.	
	Bomb squad needs to check all closed bags,	
	lockers, offices, rooms etc. prior to lab	
	entry. FLIR in ceiling.	
	2 devices have deflagrated on bomb techs	
	- No apparent injuries	
	From Rick Young Presentation 3 suspect vehicles	
	in parking lot. Both gunmen (2) in library	
	shotguns, Rifles, handguns around.	
	Pink Flags indicate locations of live devices	

AC 851

JC-001-012566

2 Page

Notes of Thomas Walt 9718

INVESTIGATOR'S CASE NOTES

99-16215 Case Report Number

DATE / TIME	ACTIVITY / NOTES	ADDRESSES/PHONE #s
042099/2317	Removed by Bomb squad.	Bring Power Tools Digital camera & [illegible]
	⇒ Large pipe bombs in cafeteria detonation	
	occ. there. Shrapnel in walls check ceilings	
	Numerous pipe bombs removed from suspect's	
	pants pockets, trench coats, backpaks/bags.	
	⇒ vehicles had explosives as well. Gasoline	
	containers & pipe bombs (@ 12"x 2'l)	
042199/0003	Clear scene	
042199/0520	Dep. Res en route scene.	
0536	Arrive on Scene. Columbine High School	
	Team Ass. TOM Team 1, Al team 3	
	TONY team 4, Laura team 2, Diane team Running Film	
0838	Note by Lopten Bullet & cartridge case found in	
	street by cars on Pierce.	
0900	Andrijt brief He & Attorneys & Attorney heads will do	
	quick walk through. We shoot inside/FBI outside	
[illegible] 1055	Shoot video inside Library total of	
	twelve victims incl. 2 suspects in SW corner	
	of Library weapons present.	
	Teacher was supine in room south of	
	Library (storage room) shut off.	
	No entry allowed into cafeteria.	
042099/2127	Clear Scene	
042299/0800	Arrive on scene	
	Cont. to sketch in Library w/ Team #1	
	5 victims in section central & Eastern table Area.	
0930	Evac. due to devices found in cafeteria below Library	

AC 851

JC-001-012567

Page

INVESTIGATOR'S CASE NOTES

Case Report Number

DATE / TIME	ACTIVITY / NOTES	ADDRESSES/PHONE #s
4-21-99-0600	Arrived on Scene	- CHS
-0900	Informed as to which team - Team assigned	
	to is as follows - Bruce Davis - Joe Clayton	
	Myself - Steve Adams. Bob Lloyd -	TEAM 4
	~~Marie Adams - Klober Dance~~	
	~~Pauza - Jackson.~~	
-1140-	Briefing - / Assignment areas	
	(Lib - Bodys (2 sections - 3 bodies)	
	(2 teams	
Christ and Jeffro	1 Hallway - main thru frontentrance	
	1 Showroom	
	1 other Hallway -	
	Watch - Pink - Flags - (Explosives devices) safe	
	except for back packs	
	Team 4 - Leader Joe Clayton -	
EVID -	Date, Time Descriptions	
	Will be assigned an Evidence # Block.)	
	(Coroner Invest will take care of Bodys -	
	When team is ready - for removal.	
	Follow CBI - Guidelines.)	
Break	for lunch - -	
Meet @ 1300 HRS	- to @ 1320 -	
	[illegible] - ~~1345~~ 1345	
@ 255 -	[illegible]	
	[illegible]	
1800 HRS	[illegible]	

AC 851

JC-001-012568

Page

4-22-99

INVESTIGATOR'S CASE NOTES

Case Report Number

D[illegible] / TIME	ACTIVITY / NOTES	ADDRESSES/PHONE #s
[illegible]	[illegible]	
	ENTERED [illegible]	
[illegible]	- [illegible]	
0950	- [illegible]	
[illegible]	- [illegible]	
12-50	- [illegible]	

AC 851

JC-001-012569

3 Page

Notes of Thomas 9718

INVESTIGATOR'S CASE NOTES

99-16215 Case Report Number

DATE / TIME	ACTIVITY / NOTES	ADDRESSES/PHONE #s
042299/0956	Victims B1-B2 Female B3 Male B4-5 Male	
	all victims in our section under desks (Hiding)	
	At least two large devices of Propane & Gas or kerosene	
	in cafeteria. Sketches to include chair location	
	chairs given Alpha numeric value	
	— Numeral = TABLE	
	- Letter = Chair Position	
	Chairs Not Sketched in unless associated	
	with evidence (Radios, projectiles etc.)	
1656	Clear scene	
042399/0753	Arrive scene.	
	Sketching cont. Assist teams (E I L)	
	documentation	
1902	Depart scene	
042499 0759	Arrive	
	Sketch NW offices of Library	
	Photo placards w Library	
	Processed photograph. team #1 only @ ACIC	
1340	Depart scene.	
042699/0726	Arrive ON Scene	
	Sketching cont.	
2038	Depart Scene	
043799/0659	Arrive on scene	
	Sketching continued	
1820	Dep Scene	

AC 851

JC-001-012570

4

Page

Notes of Thomas w/ cal 9718

INVESTIGATOR'S CASE NOTES

99-16215

Case Report Number

DATE / TIME	ACTIVITY / NOTES	ADDRESSES/PHONE #s
046899 / 0844	Townsend	
	Rt. arm perforating wound. prob 9mm Ent→Exit	outside to inside
	Rt. Thigh entrance inside exit inside Thigh	
	wound (pellet lead) below sternum upward under dust, into heart lodge into vert C.	
	indicates she's lying down prob on back	
	Entrance Rt. ear downward & forward copper pellet	
	found in mastoid process. Copper in ear	only slugs are 2
	Lead pellet found under skin at left scapula	Federal
	9mm bullet in shirt (loose)	Double barrel = 2 3/4
		Pump = 3" Harris windcast
	Mauser by Dr. Galloway	00 buck
	bullet through nose exit back of head	
	Hand wound Rt. 2 grazing wounds.	
	No holes observed in clothing	
	Originally hit near table #1	
	DeBooter Dr. Whae Denver Coroner's office	
	3 times shot Report says 4	
	1 through left arm & re enters into left chest	
	exits out back of neck upward direction	
	under clavicle.	
	1 entrance in back by R. Scapula to Lt. chest.	
all 9mm	tumbling may have hit backpack strap 1st	
	1 entrance back of neck downward to left chest.	

AC 851

JC-001-012571

5

Page

MARY x4753

Notes of Thomas Wal 9718

INVESTIGATOR'S CASE NOTES

99-16215

Case Report Number

DATE / TIME	ACTIVITY / NOTES	ADDRESSES/PHONE #s
042899/0708	Arrive on scene.	
	Meet w/ coroners discuss body positions victim	
	injuries.	
	MASTER List of Victim Position by table	
	TABLE 1	
	Jen Doyle 1A	
	MARK Kintgen 1F	
	TABLE 2	
	Lauren Townsend NW corner	
	DIWATA Perez SW corner	
	Jeanna Park SE corner	
	Lisa Kreutz E. center	
	Jessica Holliday NE corner	
	Blue chairs NE corner by window to hallway	
	VAL Schnurr Northern	
	Susan Peters Southern	
	TABLE 4	
	Kelly Fleming 4D	
	TABLE 3	
	Patti Blair 3C	
	Heather Jacobsen 3D	

AC 851

JC-001-012572

6
Page

Notes of Thomas W al 9718

INVESTIGATOR'S CASE NOTES

Victim Positions in Library.

99-16215
Case Report Number

DATE / TIME	ACTIVITY / NOTES		ADDRESSES/PHONE #s
04899/0821	TABle 5		
	Nicole Nowlen	5F	
	TABle 6 ~~Sh~~		
★	John TOMlin	6D	
	TABLE 7		
	AAron WELSH	7F	
	TABLE 8		
	Joshua Lapp	8E	
	Byron Kirkland	8D	
	AAron Cohn (Back Pack)	SW corner	
	Craig Scott	8B	
	Brittany Bollerud	8A	
	MEGan Coxey (Backpack)	NE corner	
	TABle 9		
★	Daniel Mauser	South under TABle	
	TABle 10		
	Crystal Woodman	10F	
	SARA Houy	10C	
	TABle 11		
	John SAVAGE	11B	

AC 851

JC-001-012573

7 Page

Notes of Thomas Walsh 9748

INVESTIGATOR'S CASE NOTES

99-16215 Case Report Number

DATE / TIME	ACTIVITY / NOTES	ADDRESSES/PHONE #s
042899/ 0830	TABLE 12	
	Rebecca Parker 12A	
	Lindsay Elmore 12D	
	TABLE 13	
	Athena Lagos 13E	
	TABLE 14	
☆	Corey DePooter SW corner	
	Peter Ball 14F	
	John Tomlin From Dr. Henry	
	NO copper gelding seen on pellets	
	No Slugs, 9MM.	
	Fleming 9 pellets by Dobersen	
	Wad & cup recovered from back wound.	
	∞ over Four Feet maybe 7 Ft.	
	Upward trajectory left to left Maybe on ground	
	already Shooter to South - SE.	
1811	Depart Scene	
042999/ 0748	Arrive ON Scene	
	Plan Briefing on hallway	
1853	Dep. Scene	

AC 851

JC-001-012574

Skeletons

CR#99-7625
Date: April 21, 1999
Time: 1940 Hours
Investigator Doug Moore
Jefferson County Sheriff's Office
Phone: 271-5603
Location: Columbine High School
6201 South Pierce Street

Measurements are not to scale:

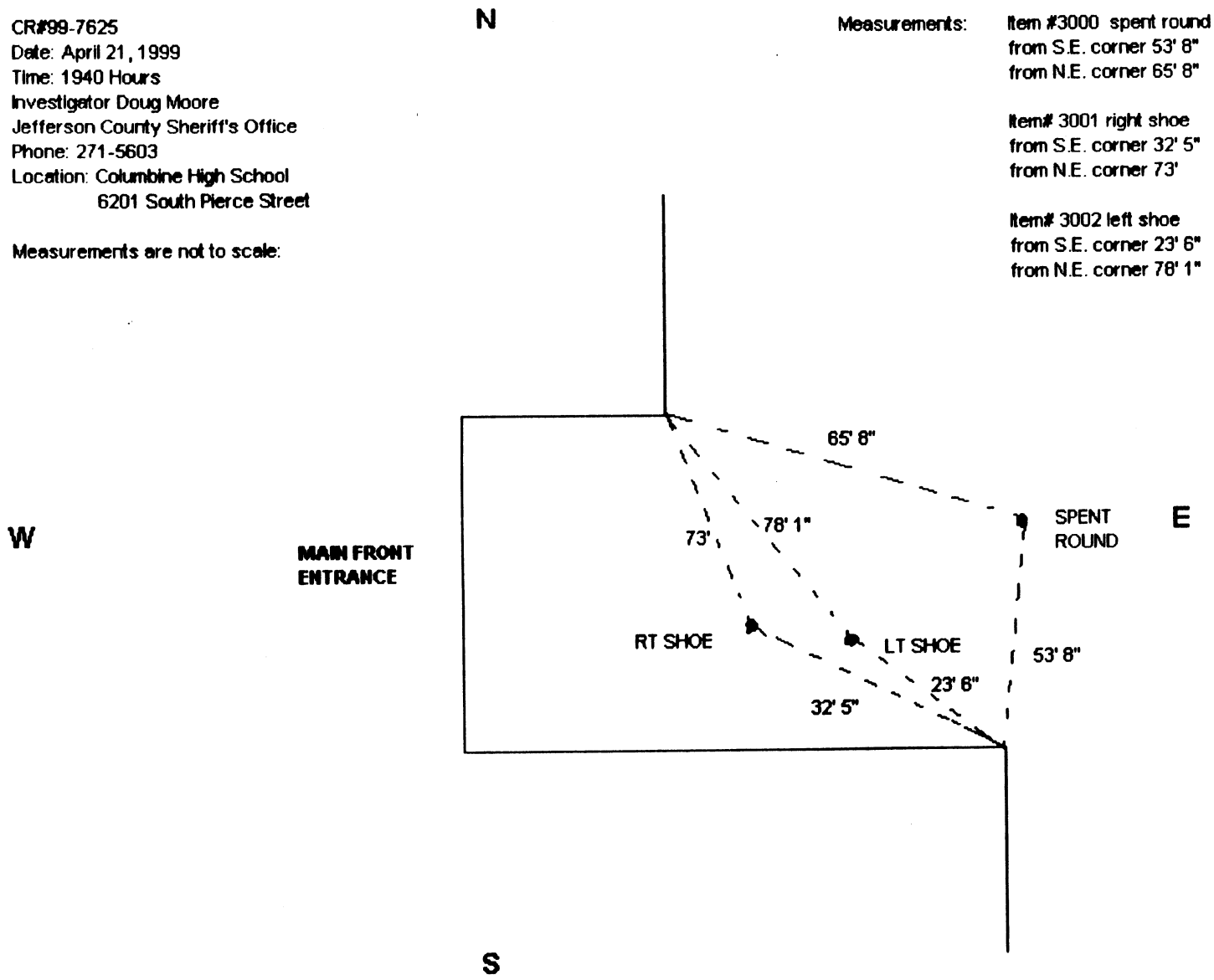

Measurements:

Item #3000 spent round
from S.E. corner 53' 8"
from N.E. corner 65' 8"

Item# 3001 right shoe
from S.E. corner 32' 5"
from N.E. corner 73'

Item# 3002 left shoe
from S.E. corner 23' 6"
from N.E. corner 78' 1"

JC-001-012576

JCSD 99-7625

042299

Columbine Library

Not to scale



JC-001-012577

042299

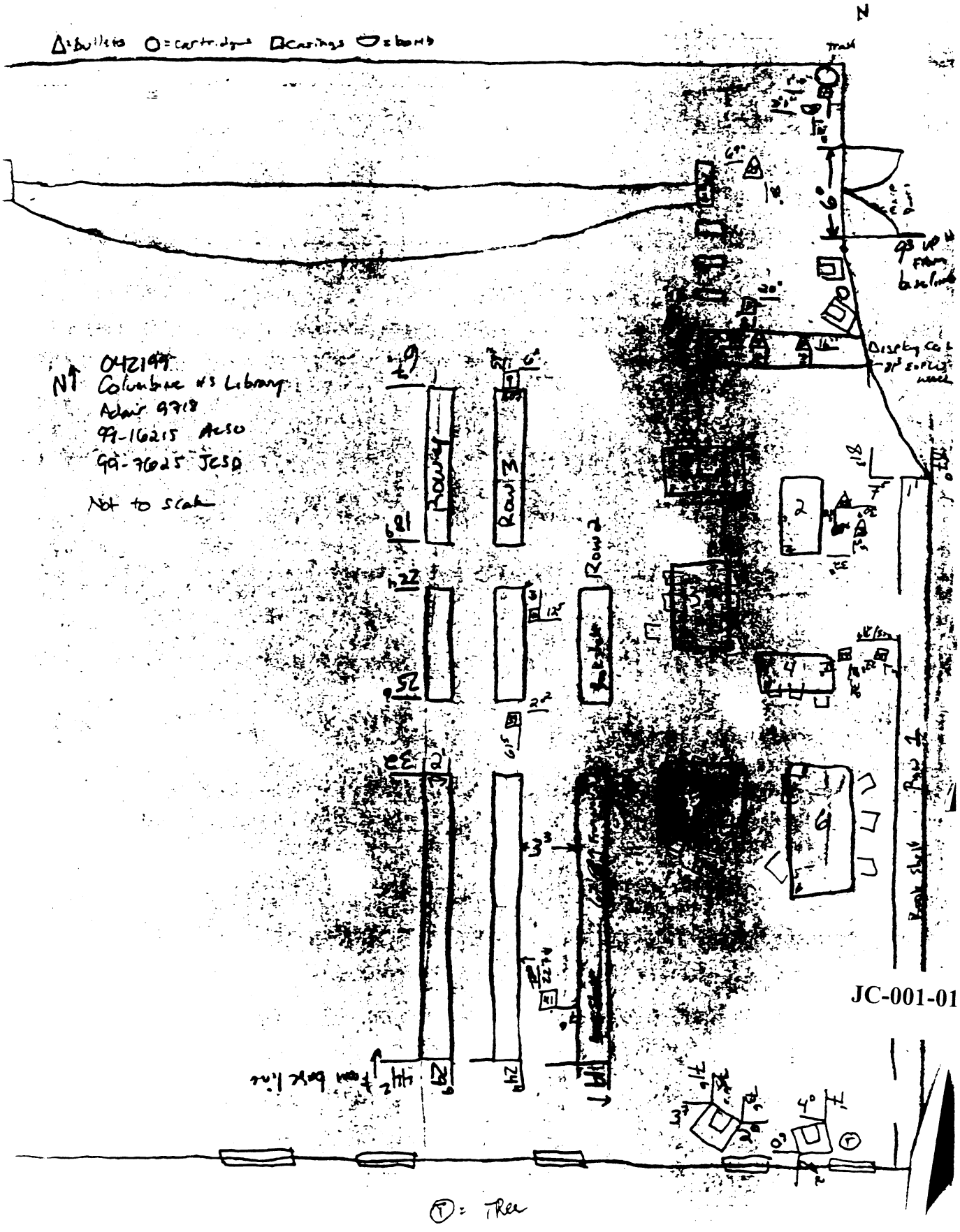

JC-001-012578

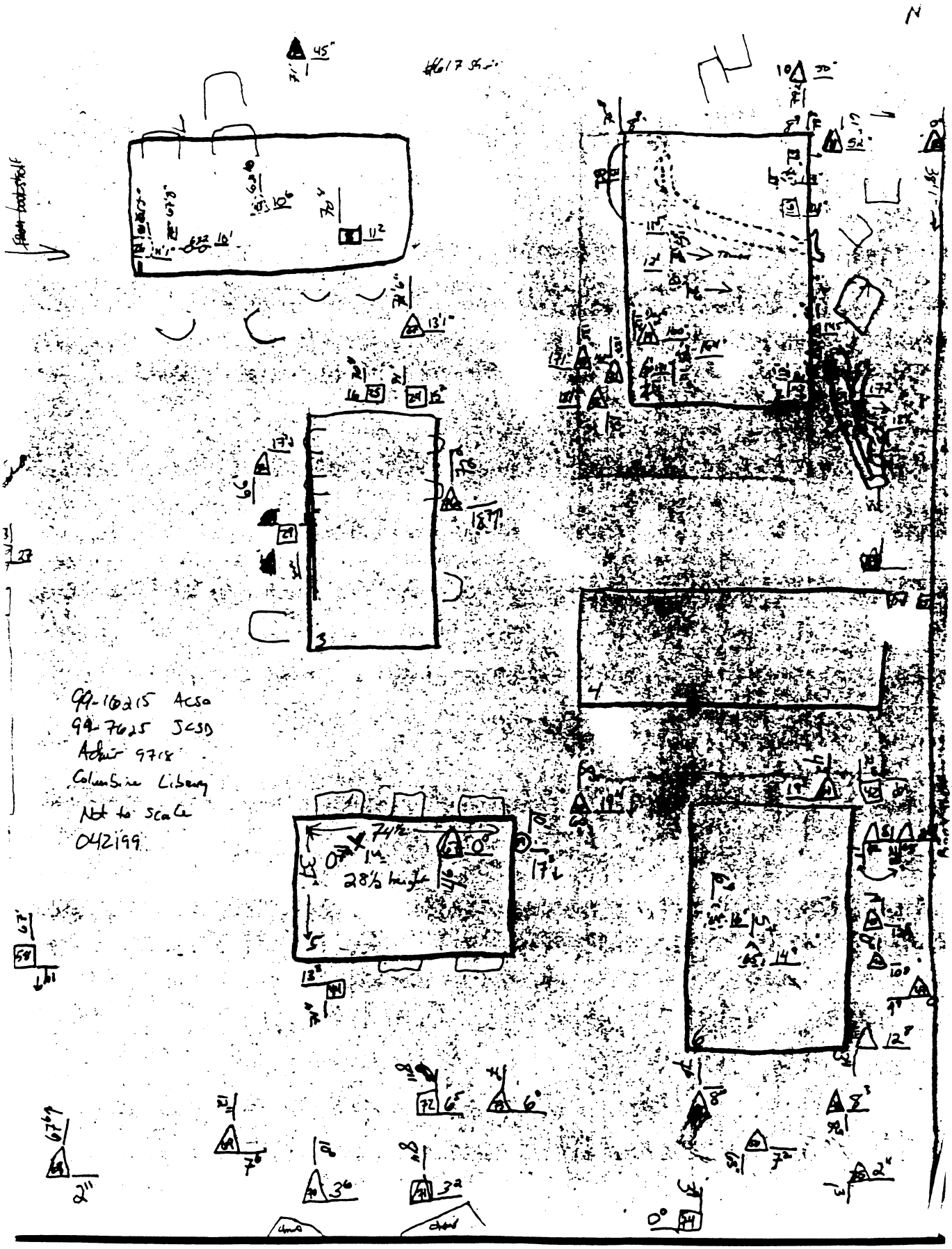
99-16215 ACSO
99-7625 JCSO
Action 9718
Columbine Library
Not to scale
042199

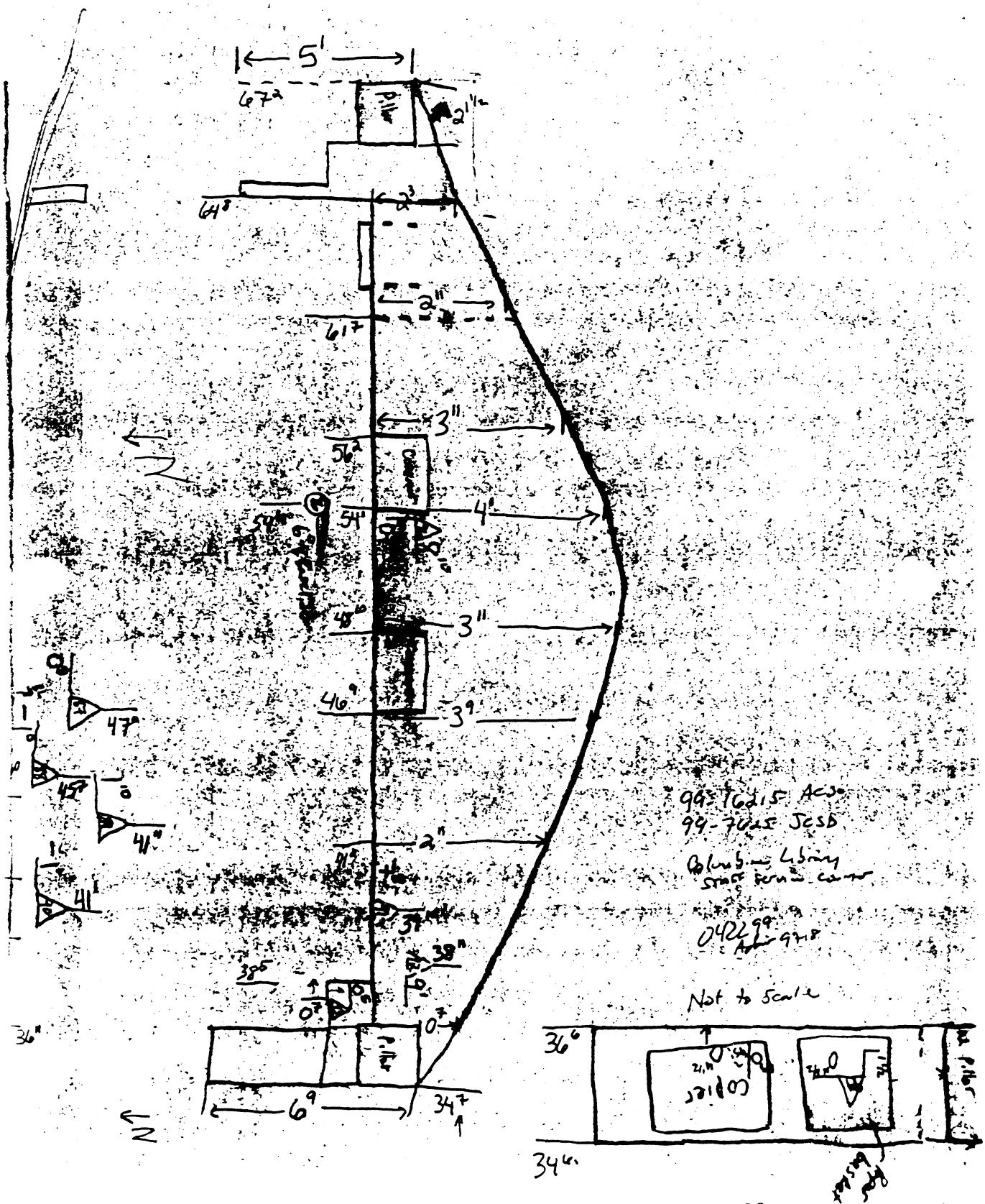
5'
67²
2¹¹/₂
64⁸
2³
2"
61⁷
3"
56²
4'
54'
48¹⁰
3"
46⁹
3⁹
47⁸
45⁷
41"
41'
2"
38"
38⁵
0⁷
0⁷
36"
6⁹
34⁷
N
99-16215 ACSO
99-7625 JCSD
Columbia Library
Staff Service Center
042299
Not to Scale
36⁶
34⁶
copier

Columbine Library
Adair 9718
042199
99-16215 ACJ
99-7625 JCSD

N↑
Not to scale

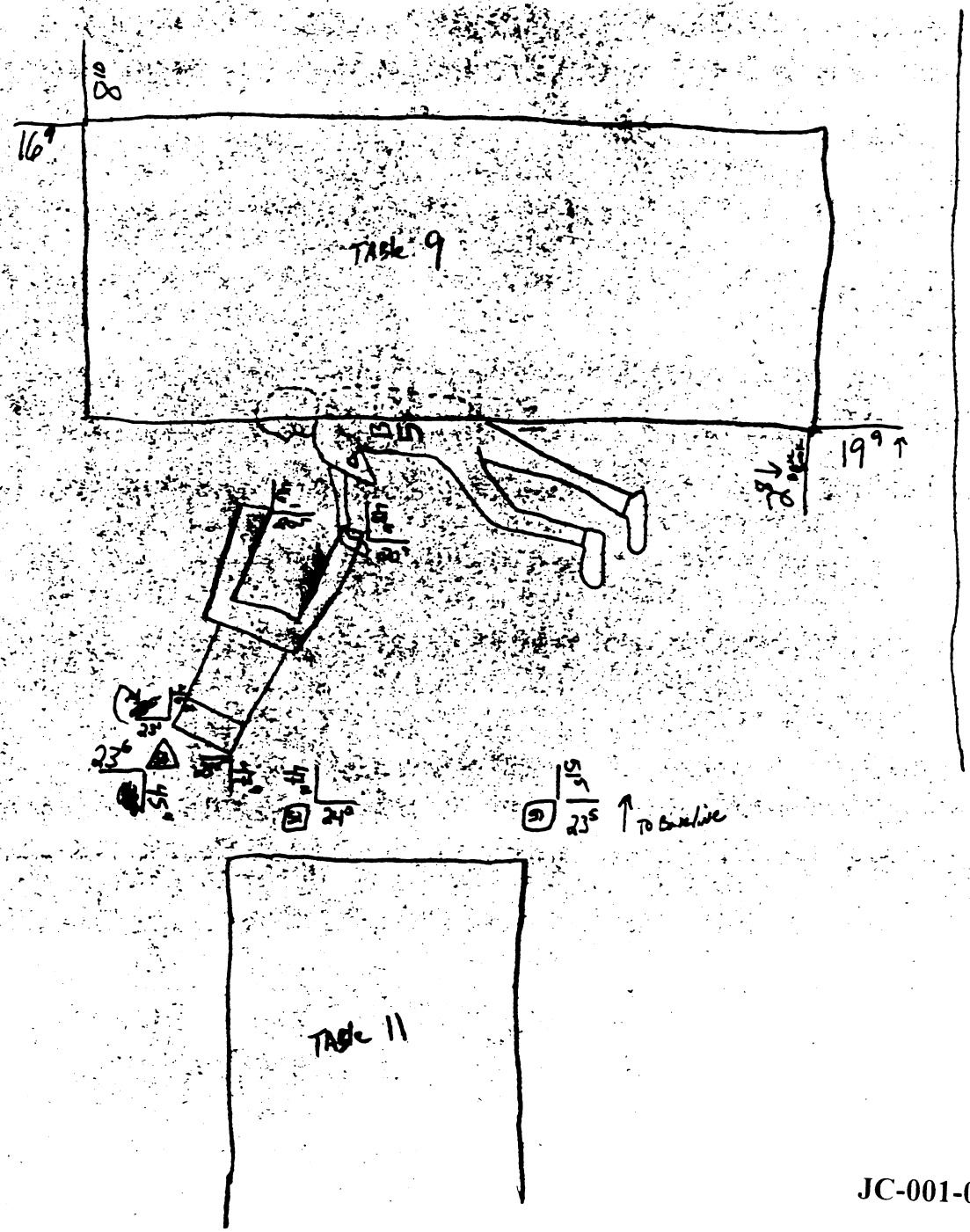

JC-001-012581



JC-001-012582

Columbine Library
99-16215 ACSO
99-7625 JCSD
Adm 9718
042199



JC-001-012583

N↑ Not to scale

042199 Columbine Library

Adair 9718

99-16205 ACSD

99-7625 JCSD



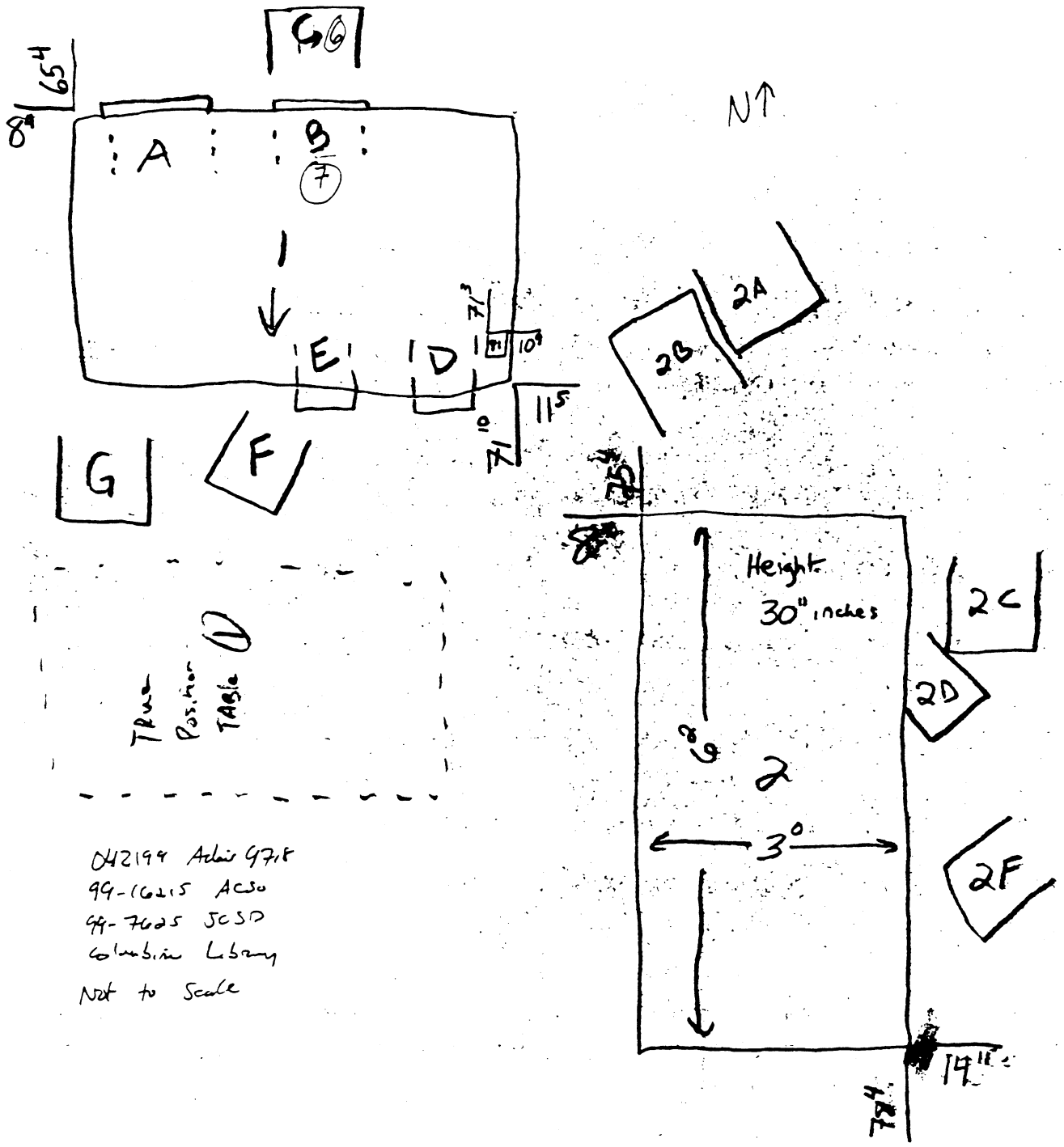

042199 Adair 9718
99-16215 ACSO
99-7625 JCSD
Columbine Library
Not to Scale

Not to Scale cup ↑
04-19 Adair 9718
99-16215 Acso
99-7625 JCSD

SE Corner Library South Wall Library
Holes in Mirror are bullet holes



JC-001-012586





04/21/99 Adm 9718
99-16215 ACSO
99-7625 SCSO
Columbine High School Library
Not to scale

TABLE Position

042199 Action 9718
99-16215 ACSO
99-7625 JCSD
Columbine Library
Not to scale

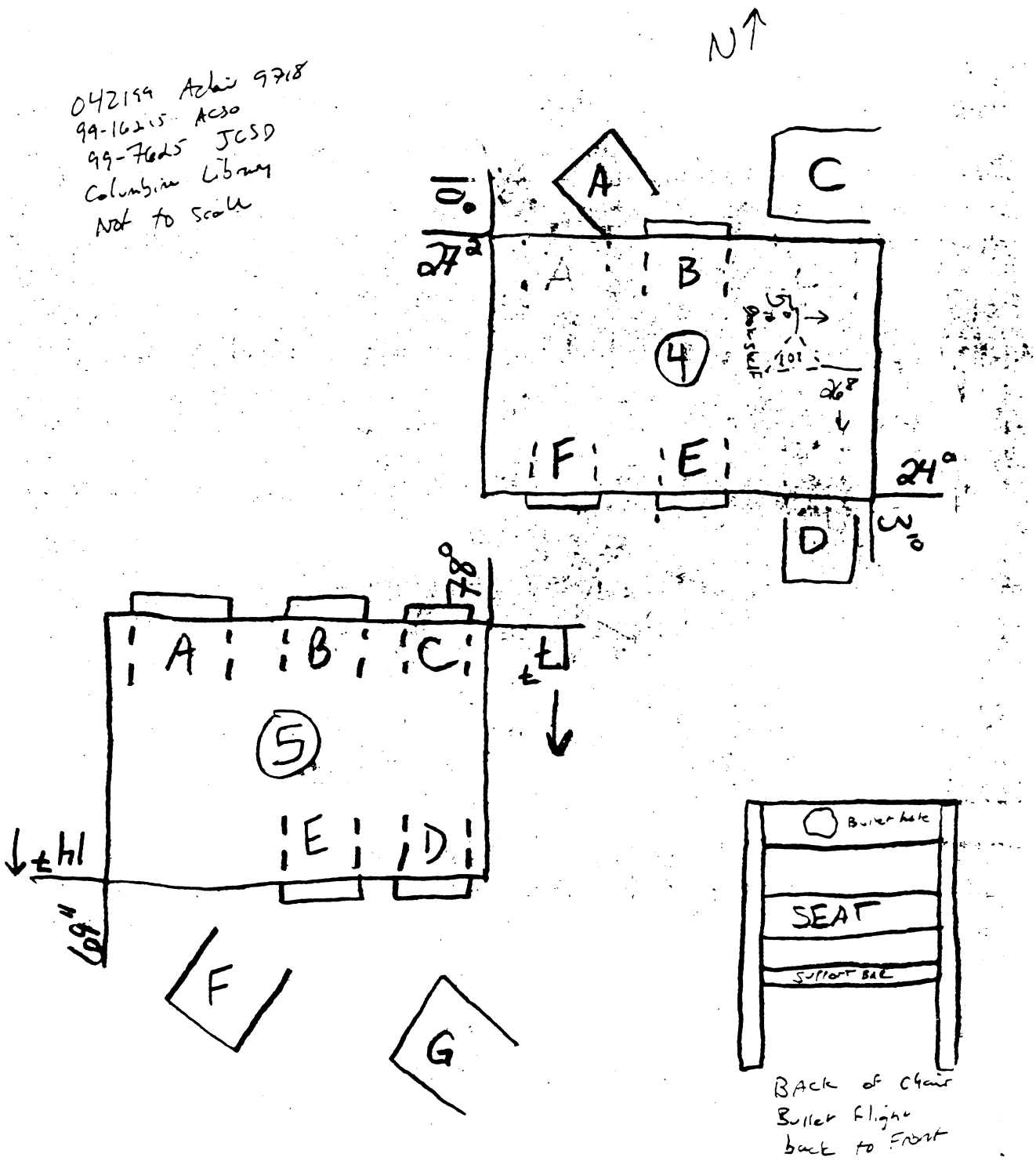



JC-001-012589

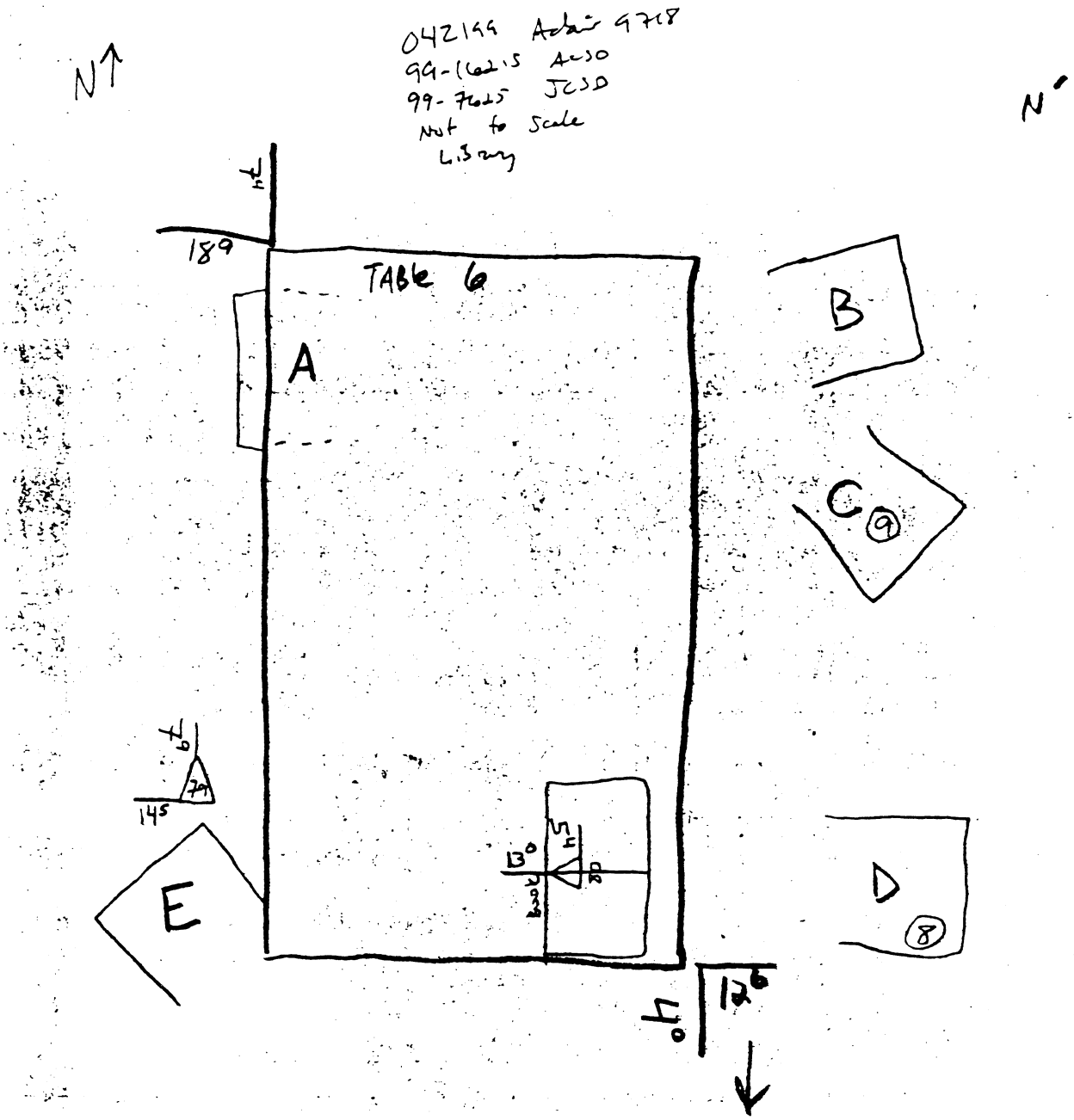

N
N'
042199 Adair 9718
99-16215 ACSO
99-7625 JCSD
Not to Scale
Library
TABLE 6
A
B
C
9
D
8
E
18⁹
14⁵
13⁰
12⁶

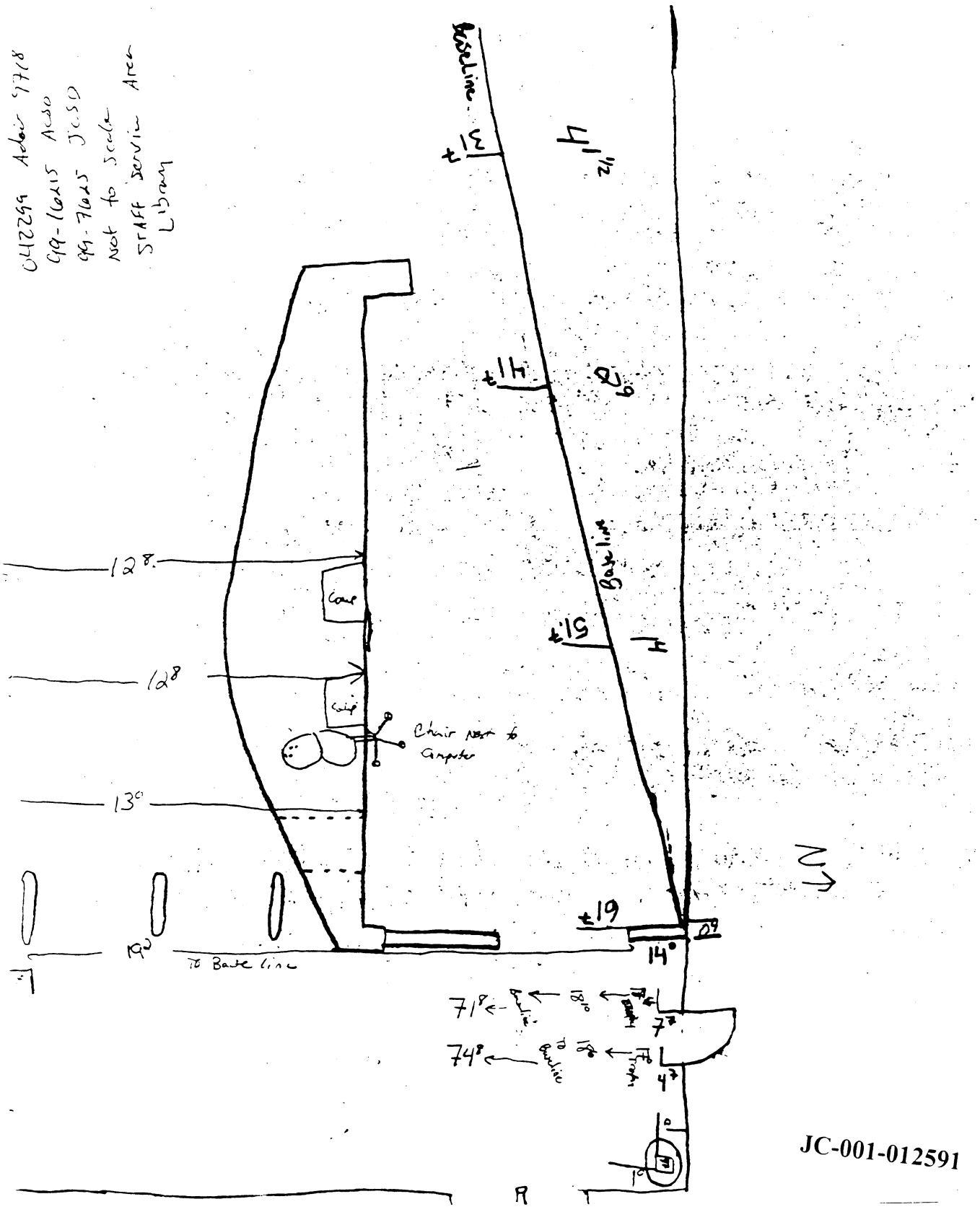

JC-001-012591

NT

Not to scale
042199 Adai 18
99-16215 ACWO
99-7625 JCSD
Columbine Library



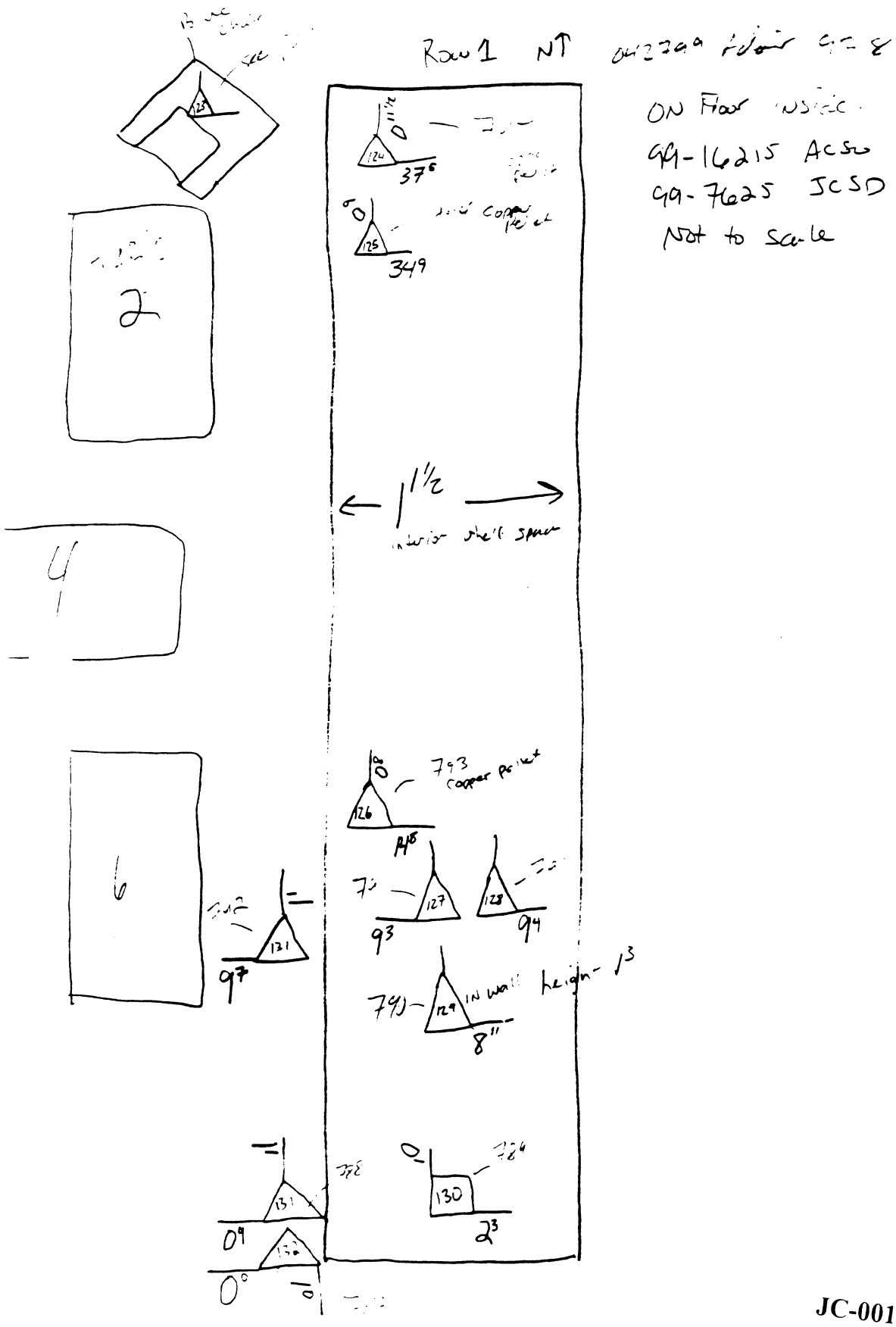

JC-001-012593

East side of southern most bookshelf [illegible] 042799 Adjacent [illegible]

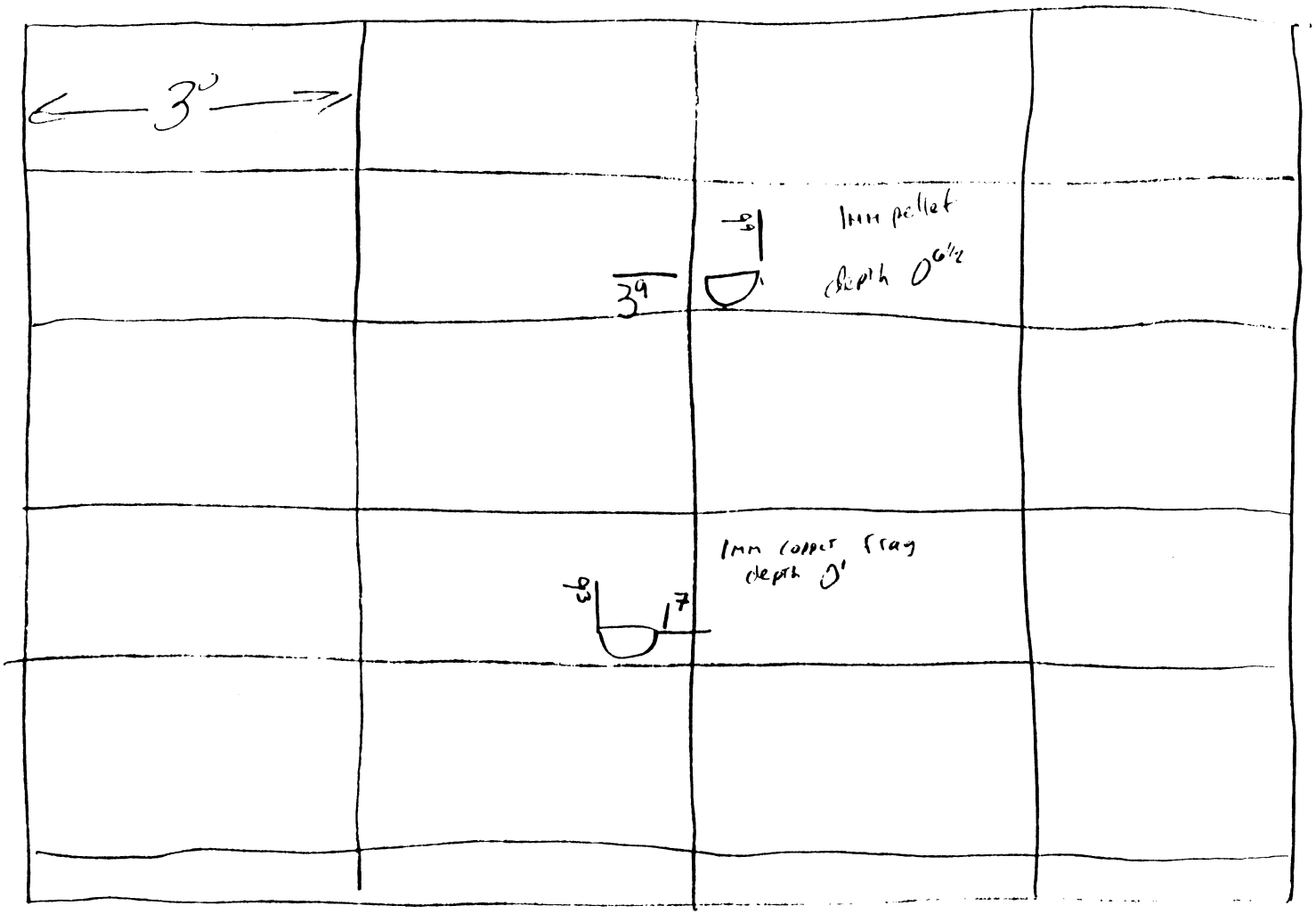

99-16215 ACSO
99-7625 JCSD
Not to Scale

JC-001-012594

← N 242+99 West Profile of Row 2 Northern Most Sliding [illegible]

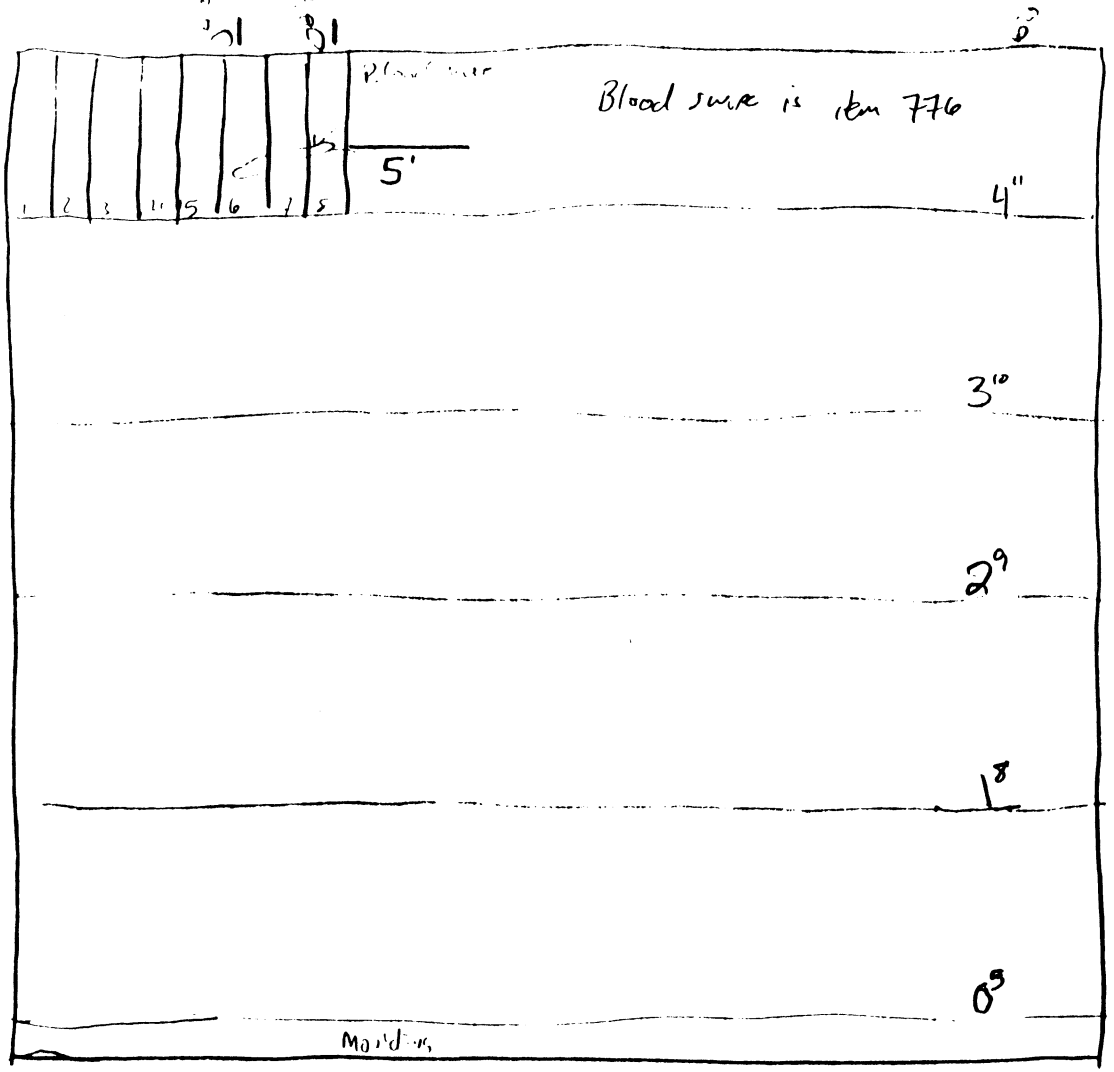

99-16215 ACSO
99-7625 JCSD
Library
Not to scale

JC-001-012595

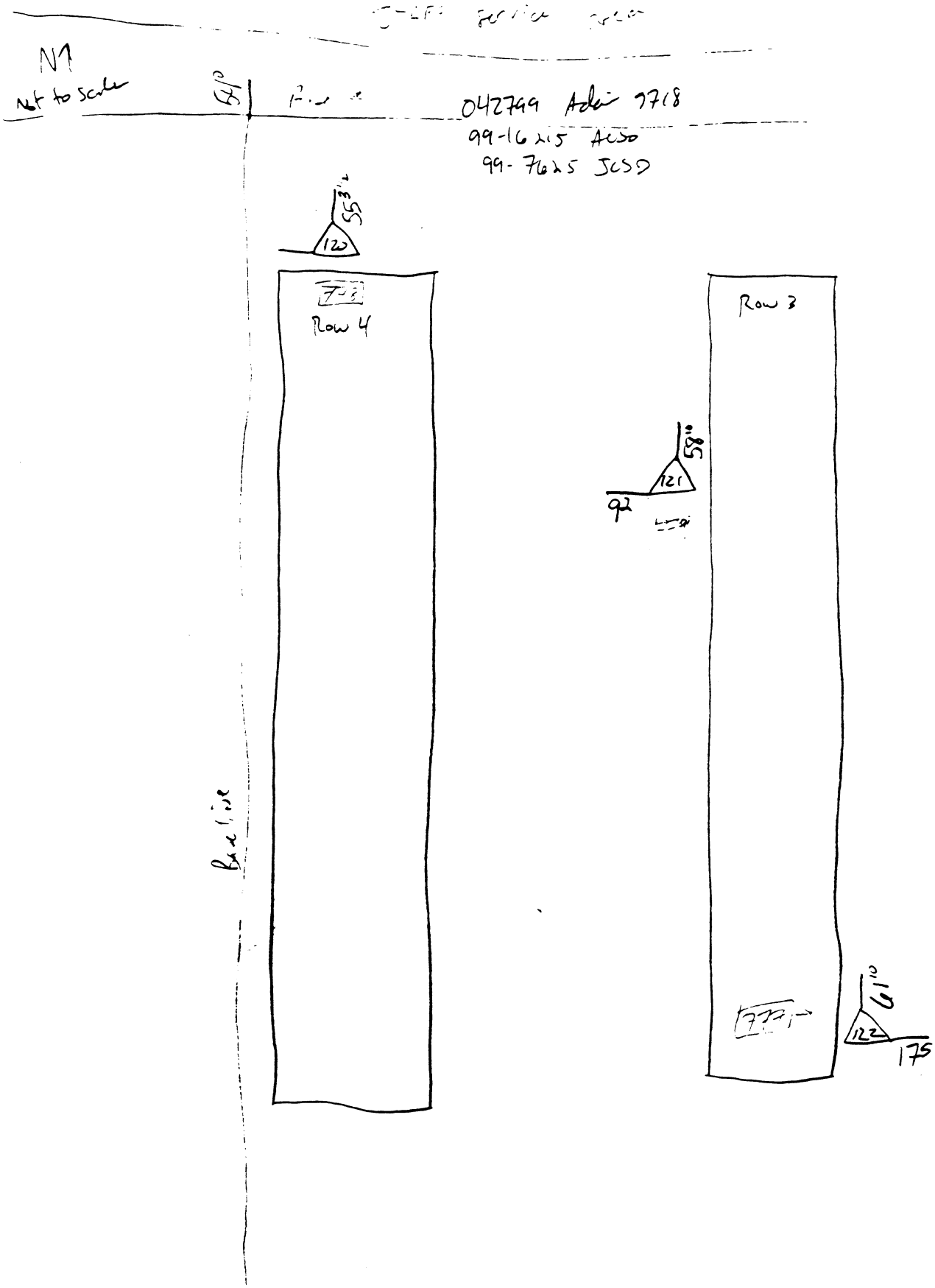
N1
Not to scale
042799 Adair 9718
99-16215 ACSO
99-7625 JCSD
120
Row 4
Row 3
121
92
122
175

South view under NW computer [illegible] in Library
04/29/99 Action 9718

Bullet holes from NW hallway Emergency Exit

W →

99-16215 ACSO
99-7625 JCSD
Not to scale



JC-001-012597

Outside North west Library wall in emergency exit 042899 Adam [illegible] N →

Bullet hole & impact locations

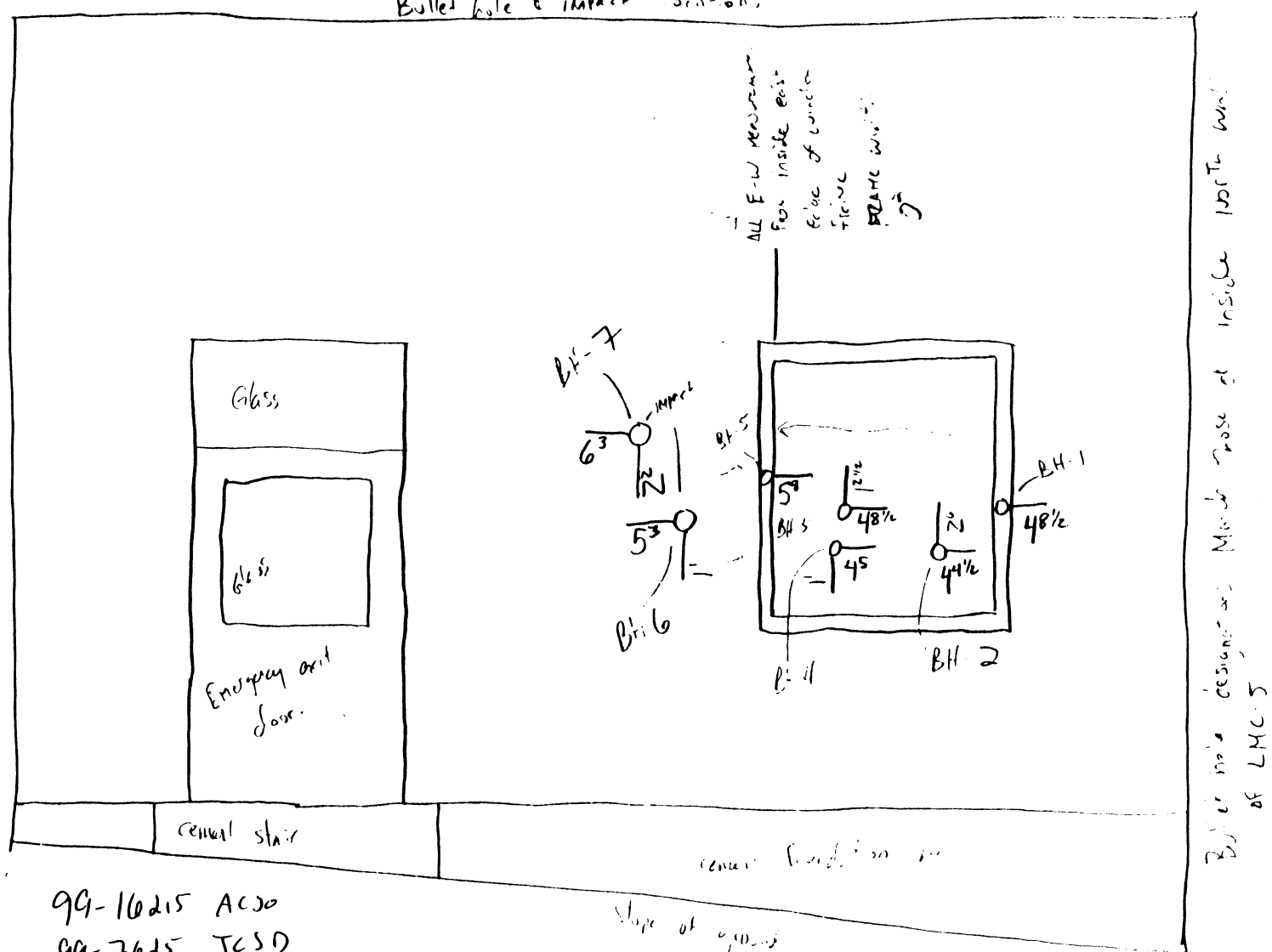

99-16215 ACSO
99-7625 JCSD
Not to Scale

JC-001-012598

Copper Pellet From VHS TAPE "Mahabharata"

042999 Adair 9718
99-16215 ACSO
99-7625 JCSD
Not to Scale

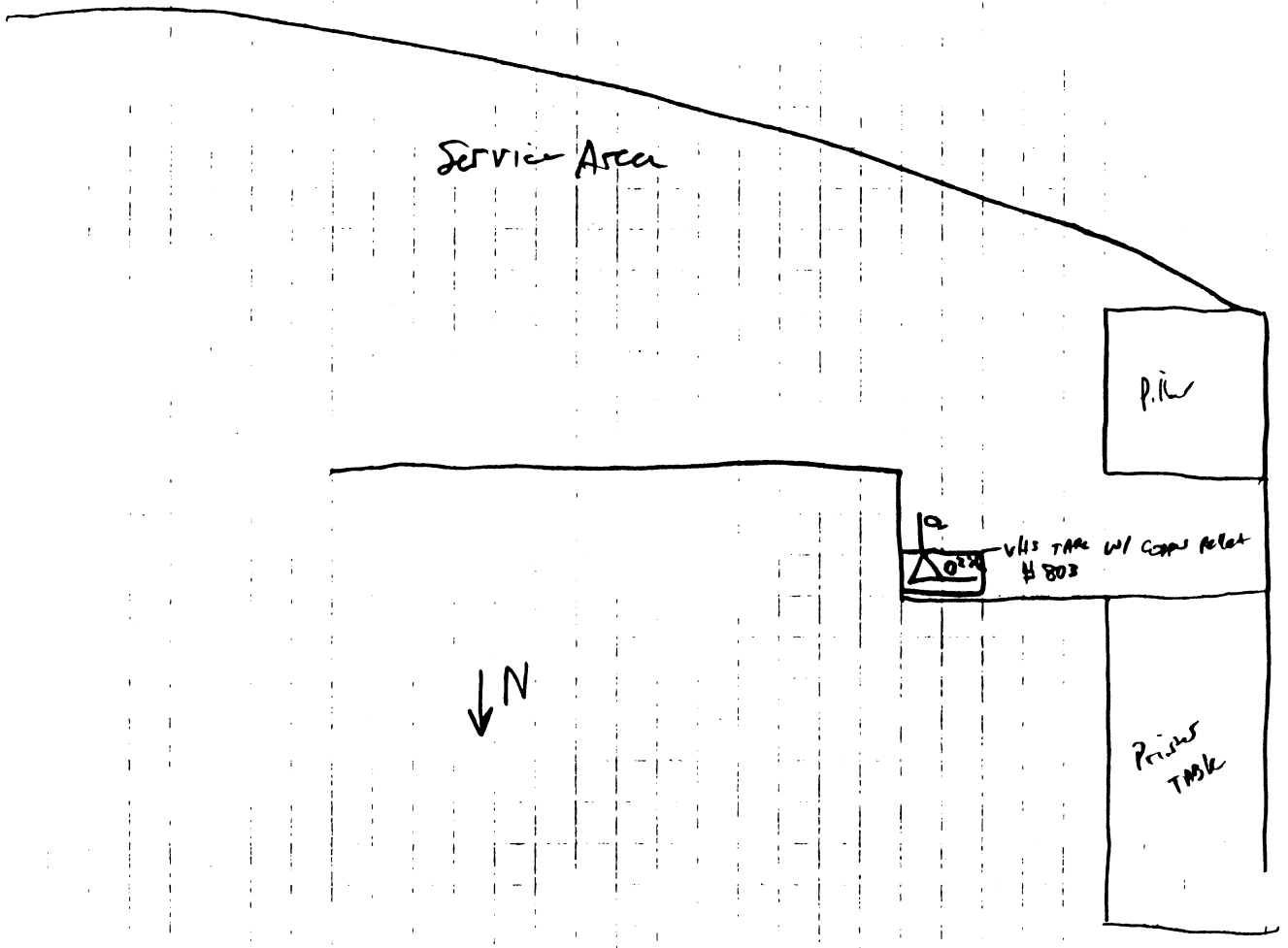

JC-001-012599

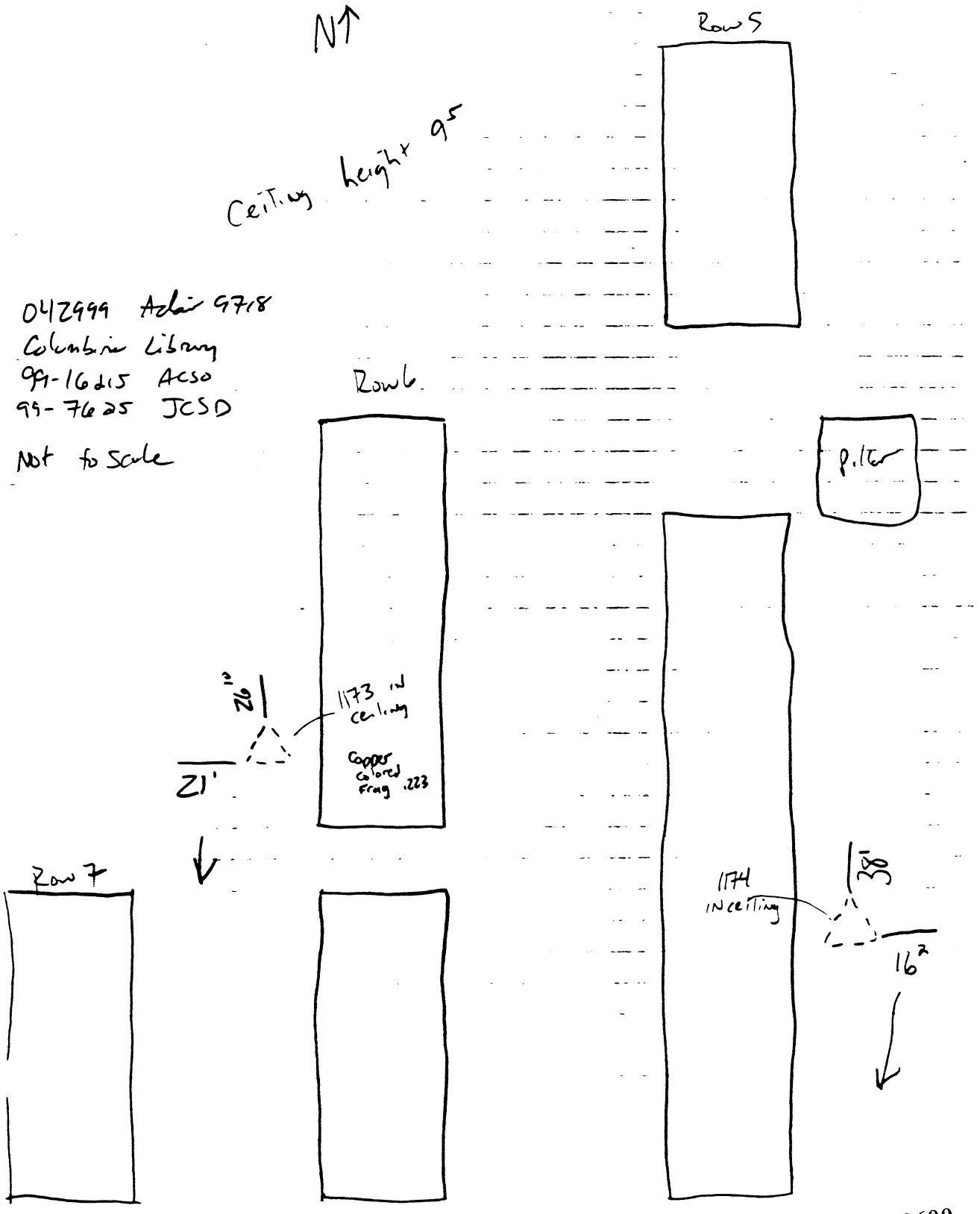
N
Ceiling height 9'
Row 5
042999 Adair 9718
Columbine Library
99-16215 ACSO
99-7625 JCSD
Not to Scale
Row 6
Pillar
26'
1173 in ceiling
Copper colored Frag .223
21'
Row 7
1174 in ceiling
38'
16'

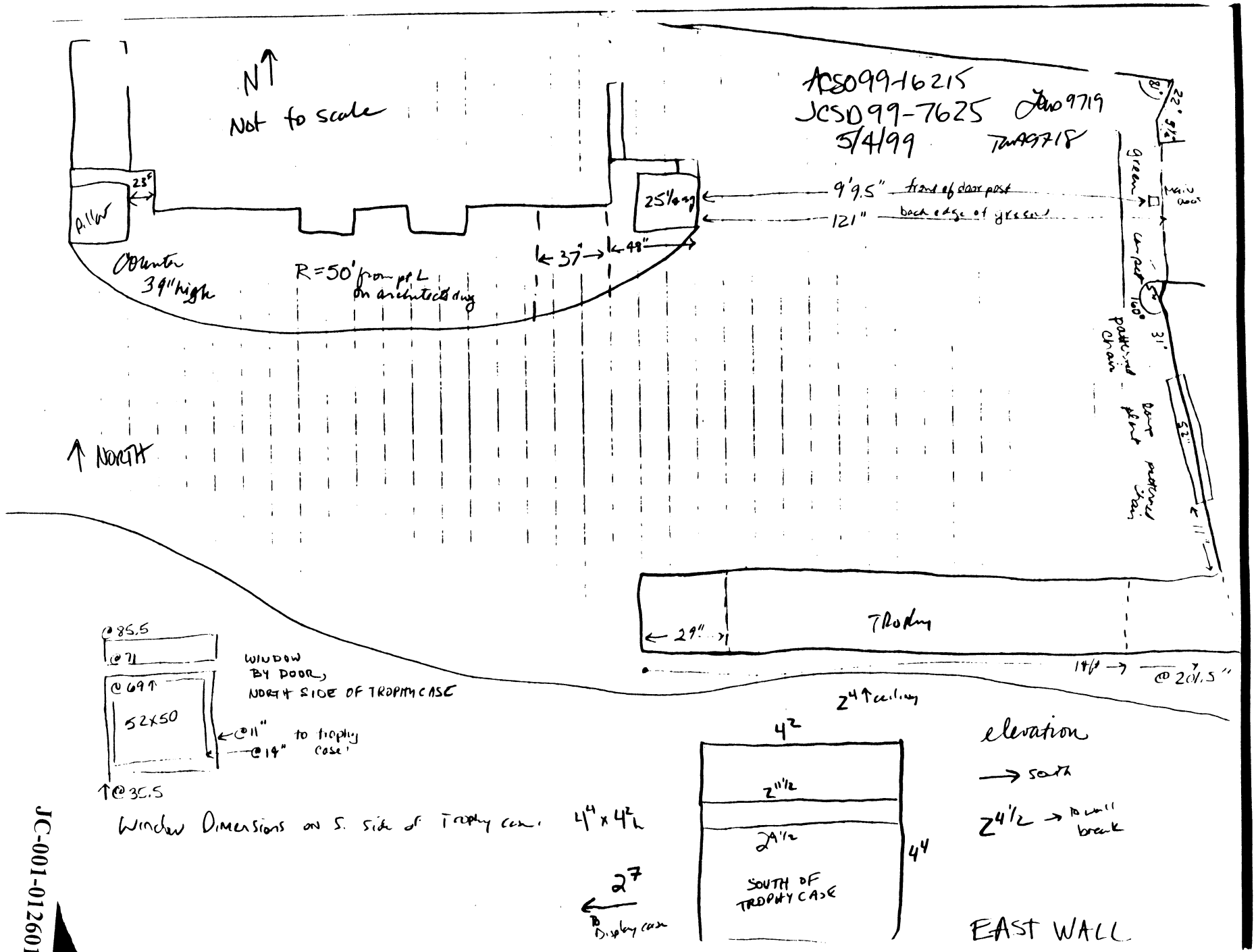

JC-001-012601

Northern most bookshelf Row 6 042999 Adair97IS

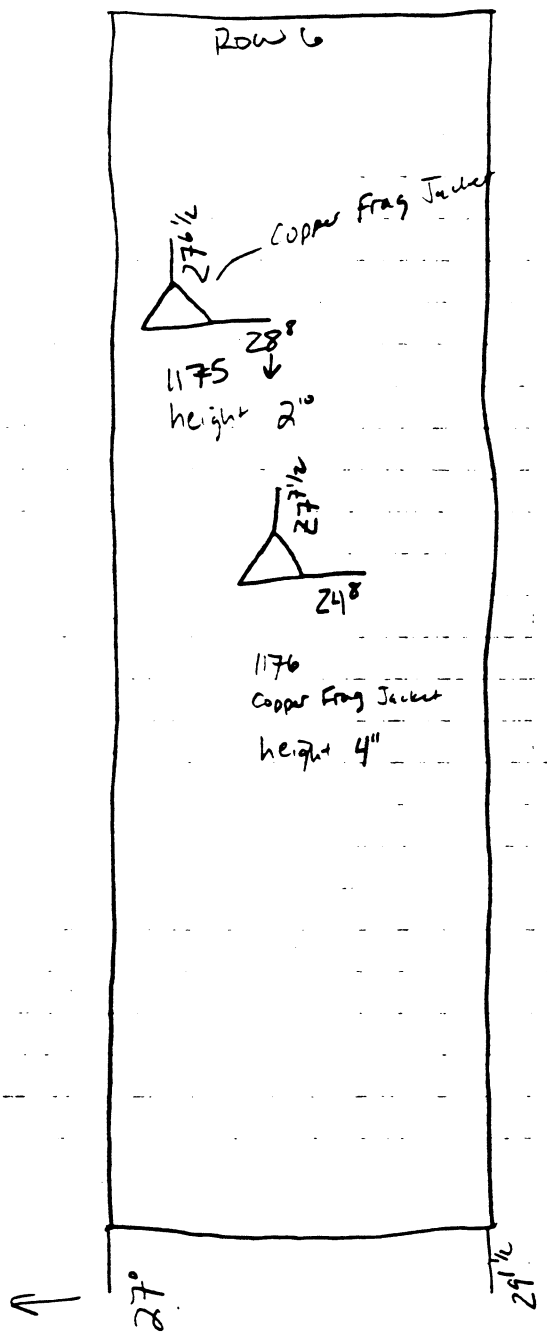

99-16215 ACSO
99-7625 JCSD

Not to scale

JC-001-012602

Not to scale

N↑ Vertical view LMC5 Library NW corner 042699 Adair 9718
99-16215 Adair
99-7625 JCSD

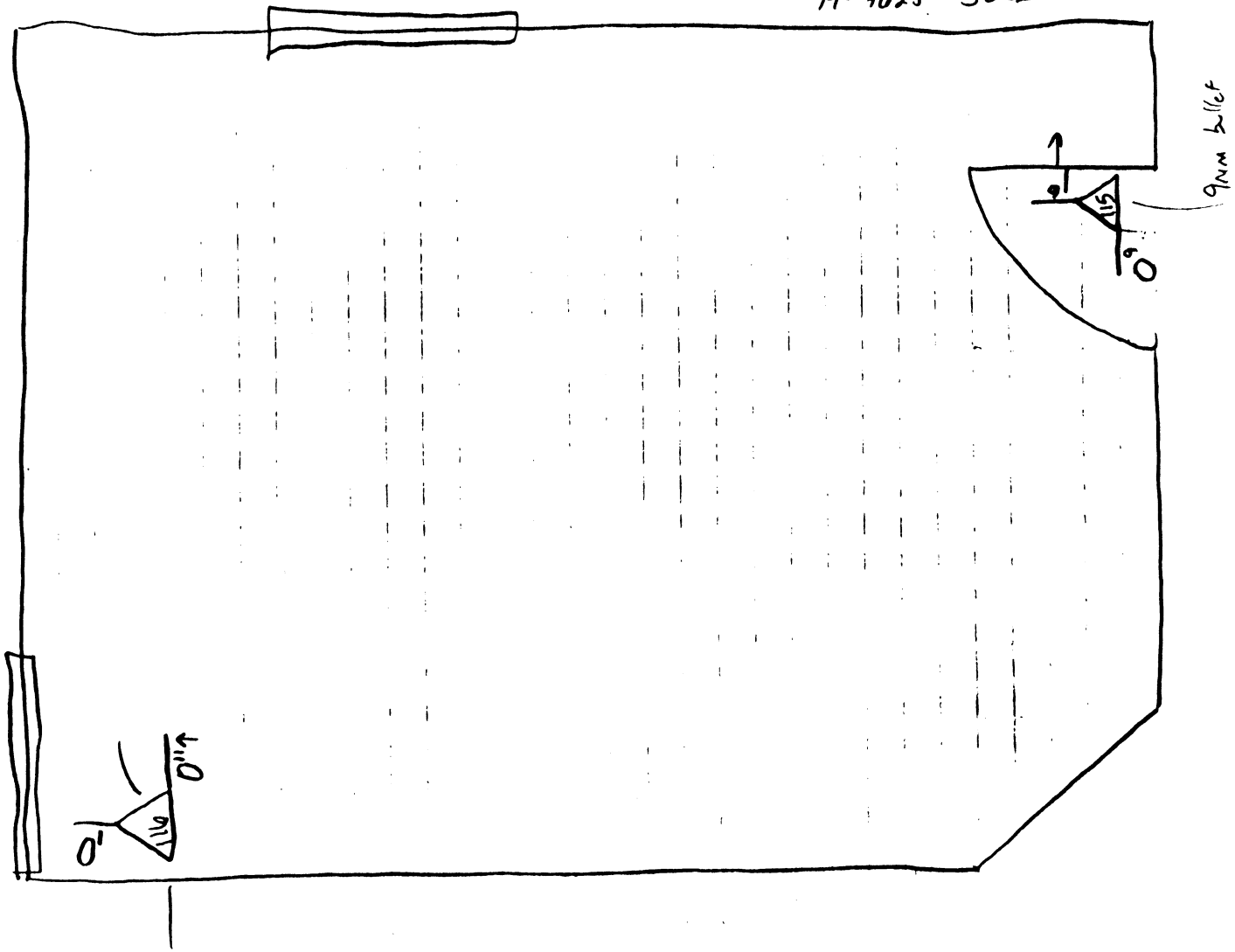

JC-001-012603

042699 Adair 9718 Location of Bullet item 768
IN Ceiling

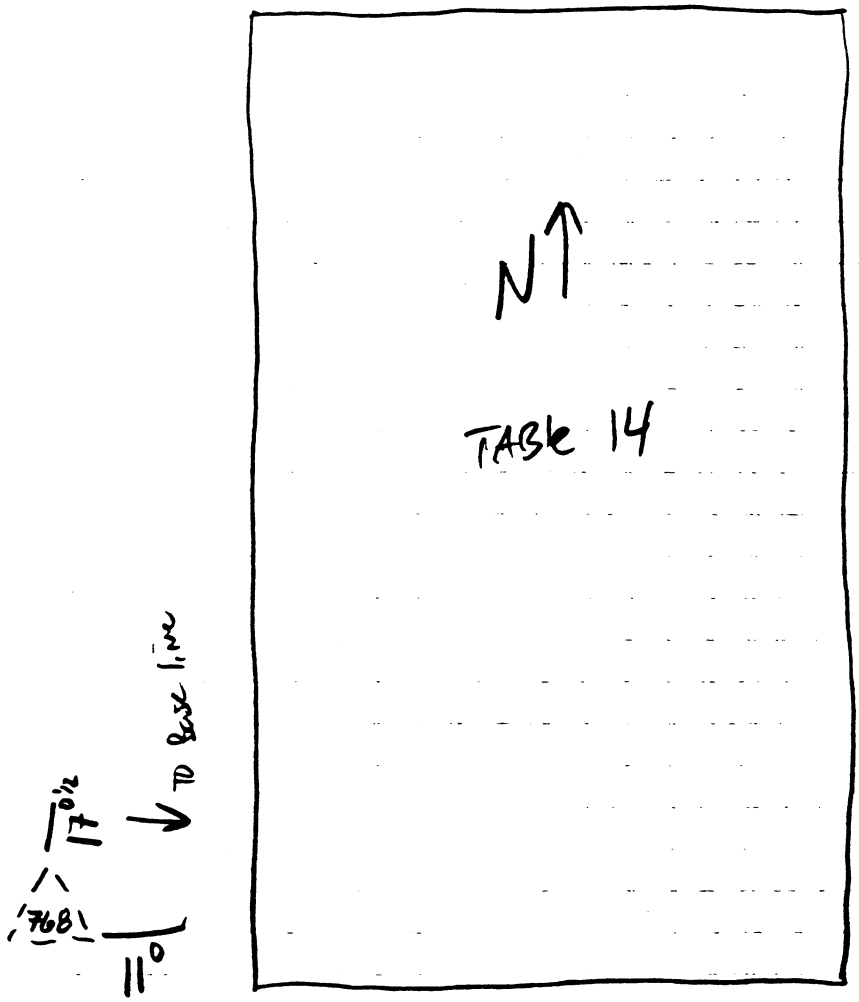

99-16215 ACSO
99-7625 JCSO

Not to Scale

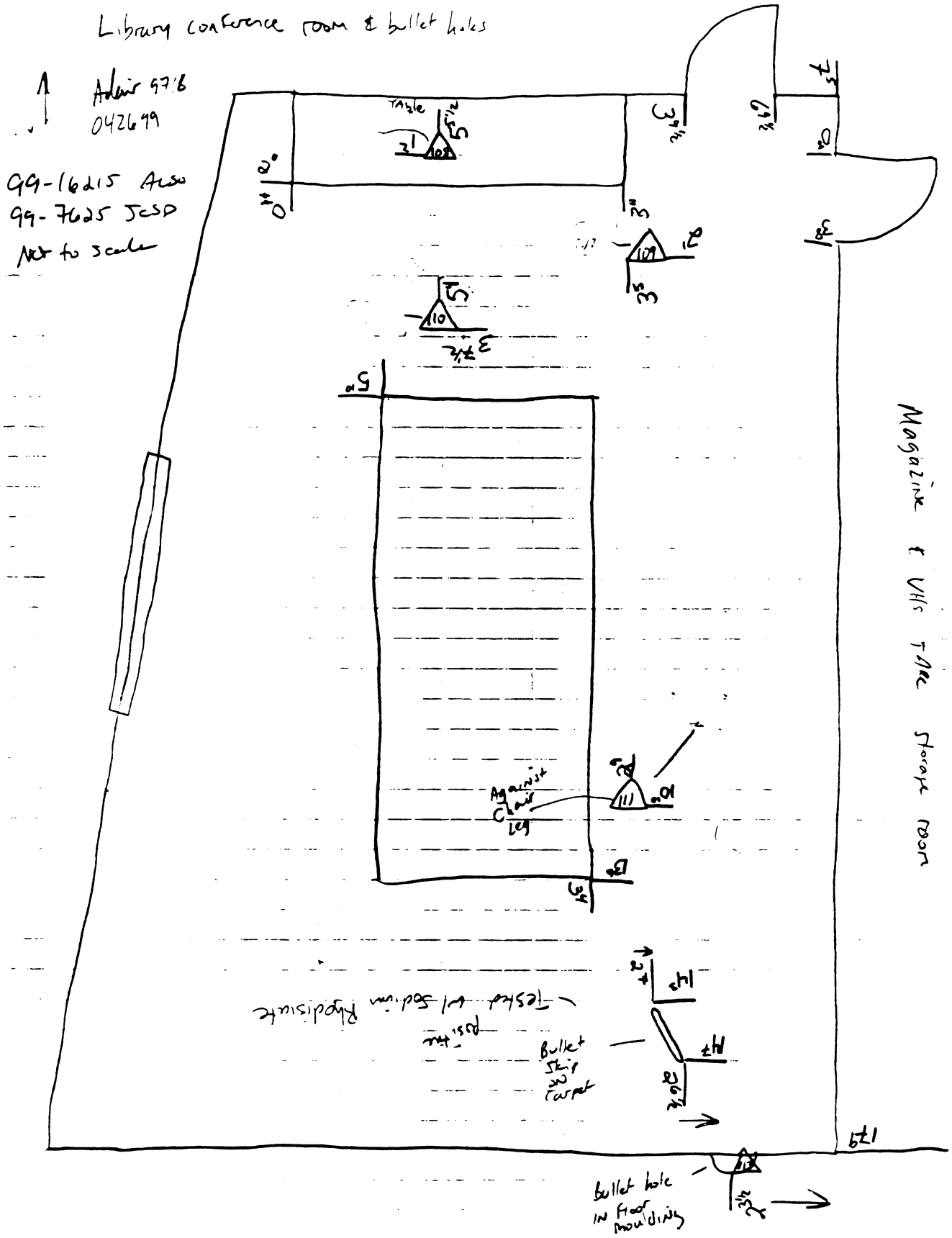
Library conference room & bullet holes
Adair 97:6
042699
99-16215 Also
99-7625 JCSD
Not to scale
Table
Against Chair Leg
Magazine & VHS Tape storage room
Tested w/ Sodium Rhodisiate
Bullet Skip on Carpet
bullet hole in floor moulding

East side of Paper bindle [735] 100 sheets
under west center Library service
area 042699 Adair

Not to scale
99-16215 ACSO
99-7625 JCSO

JC-001-012606

Shotgun pellet impact site.

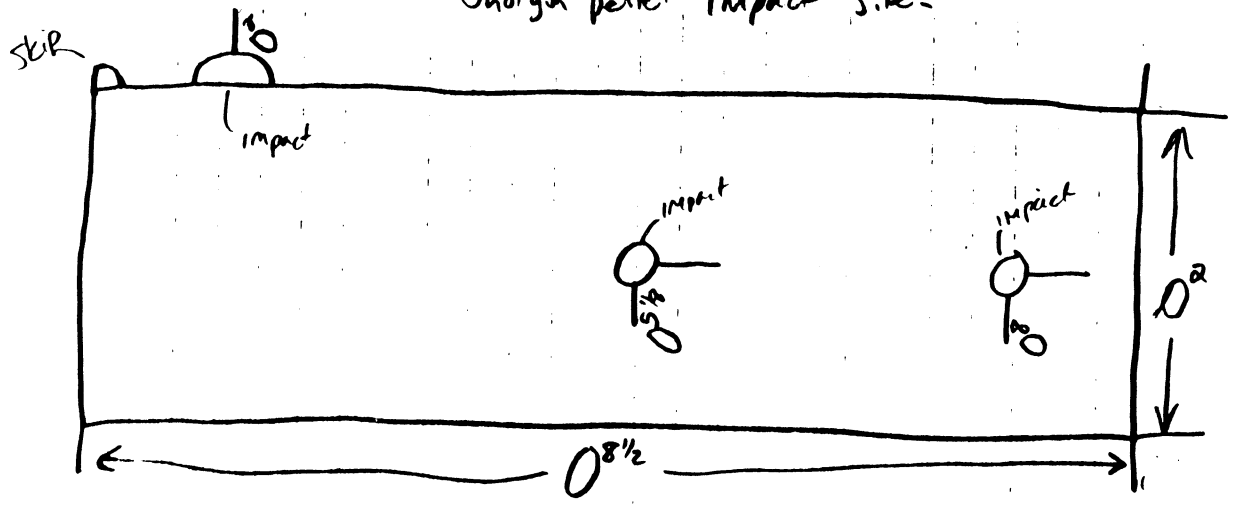

99-16215 ACSO
99-7625 JCSO
Not to scale

N↑ 042699 Admin 9318
Library

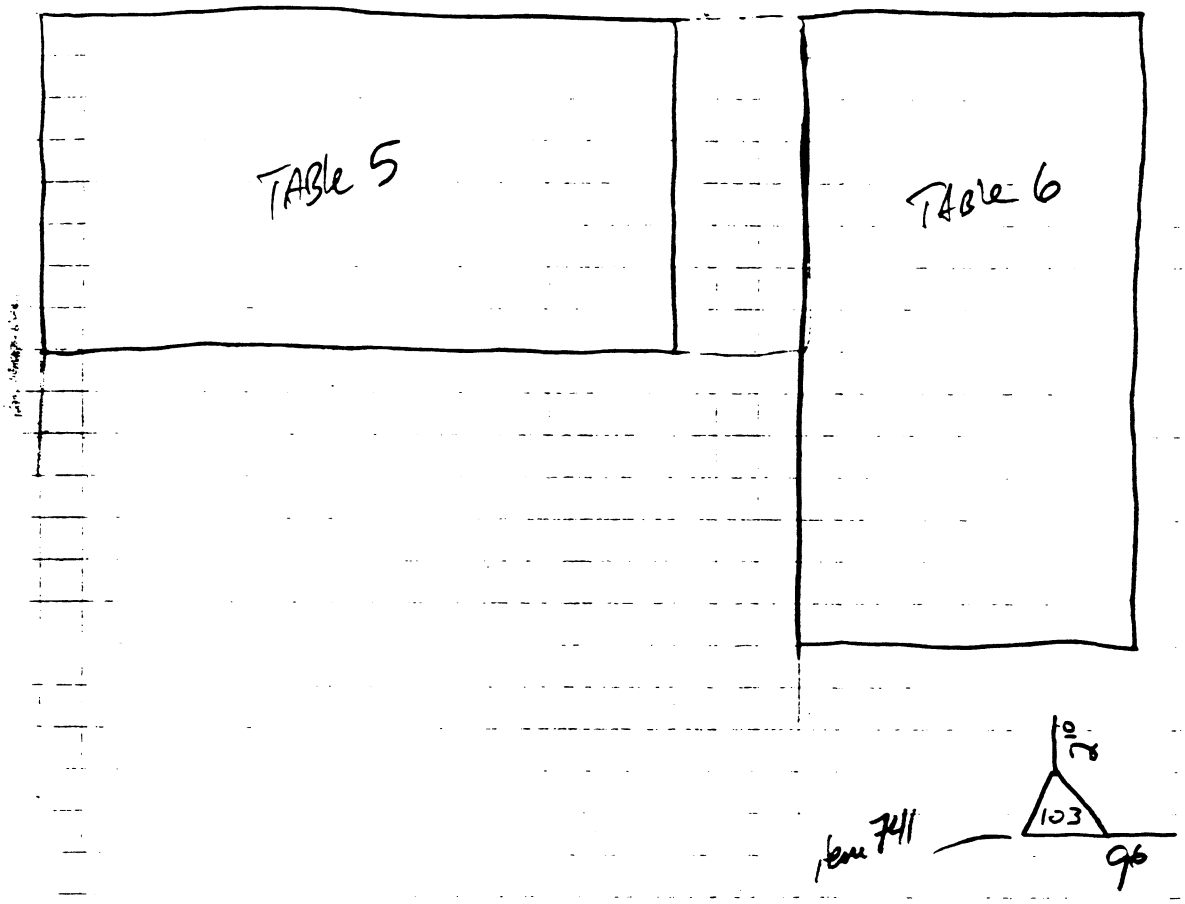

JC-001-012607

West side of ~~copier~~ printer stand west end of service area

western Directionality Shotgun Pellets.

042699 Adair 9718
99-16215 ACSO
99-7625 JCSD

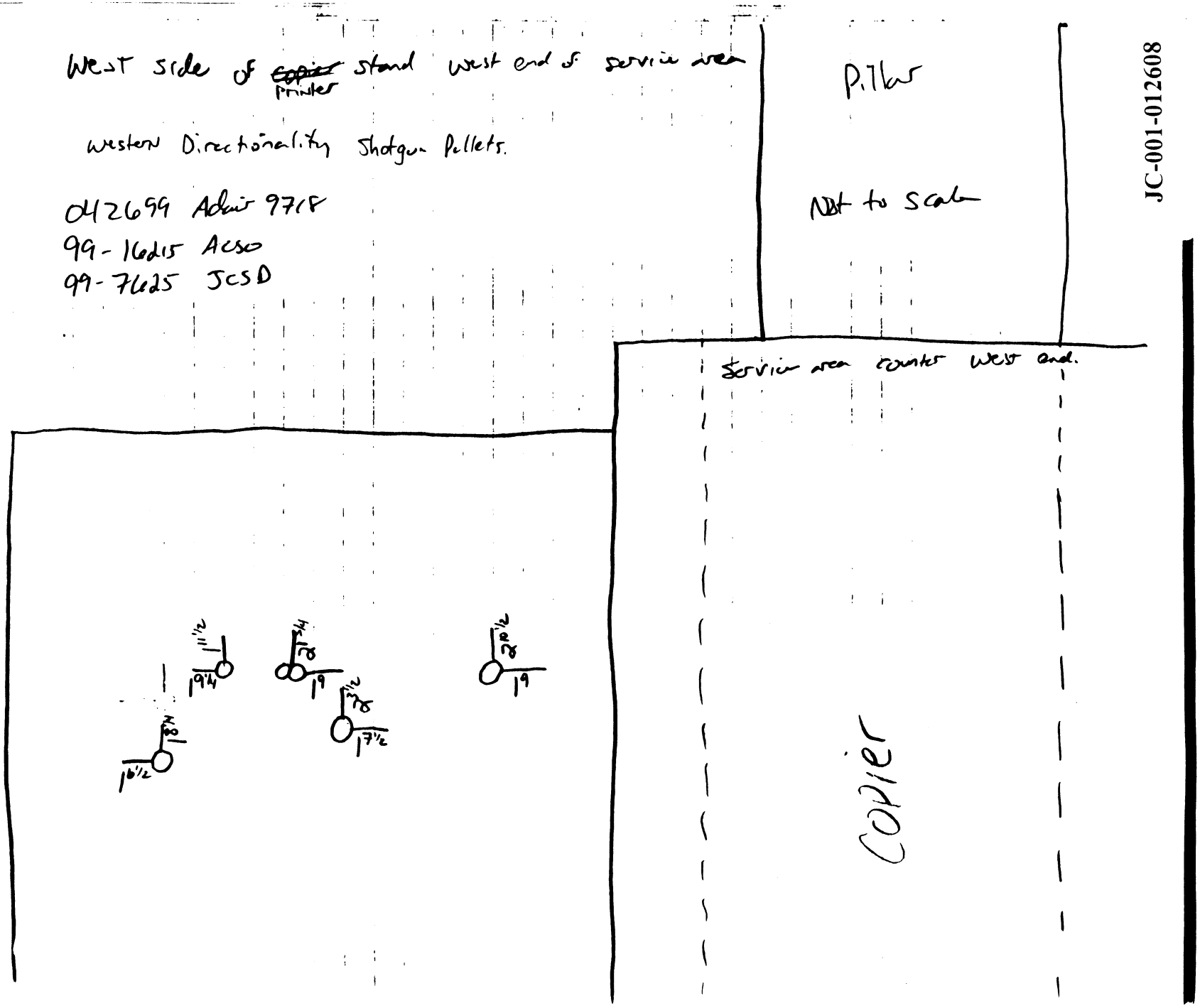

JC-001-012608

Not to scale

042699 Adair 9718

North wall (Hallway side) of Library Conference room

99-16215 ACSO
99-7625 JCSD

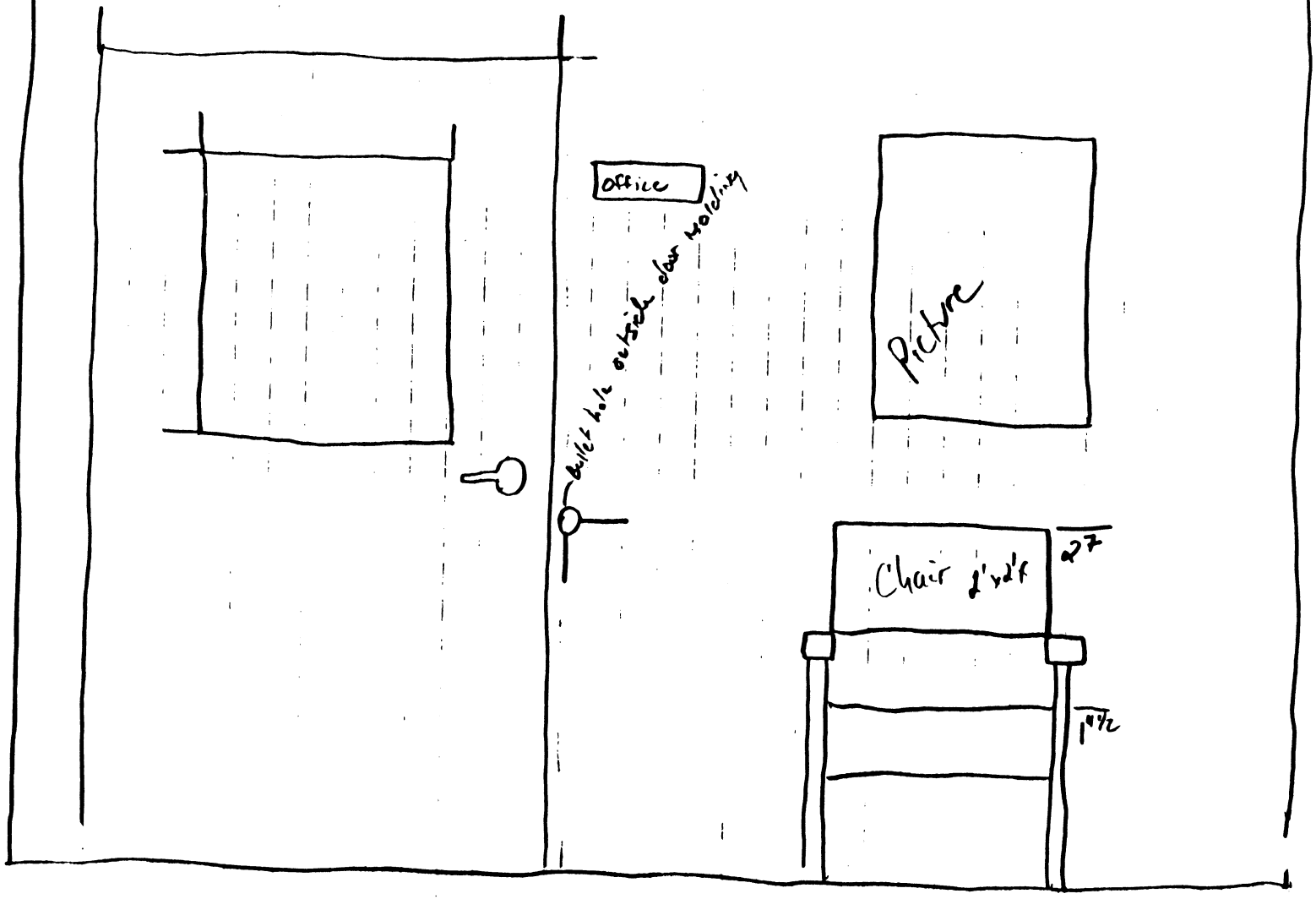

JC-001-012609

West end of Library counter top w/ bullet holes 042699 Adeir 9717 99-16215 ACSO 99-7625 JCSD

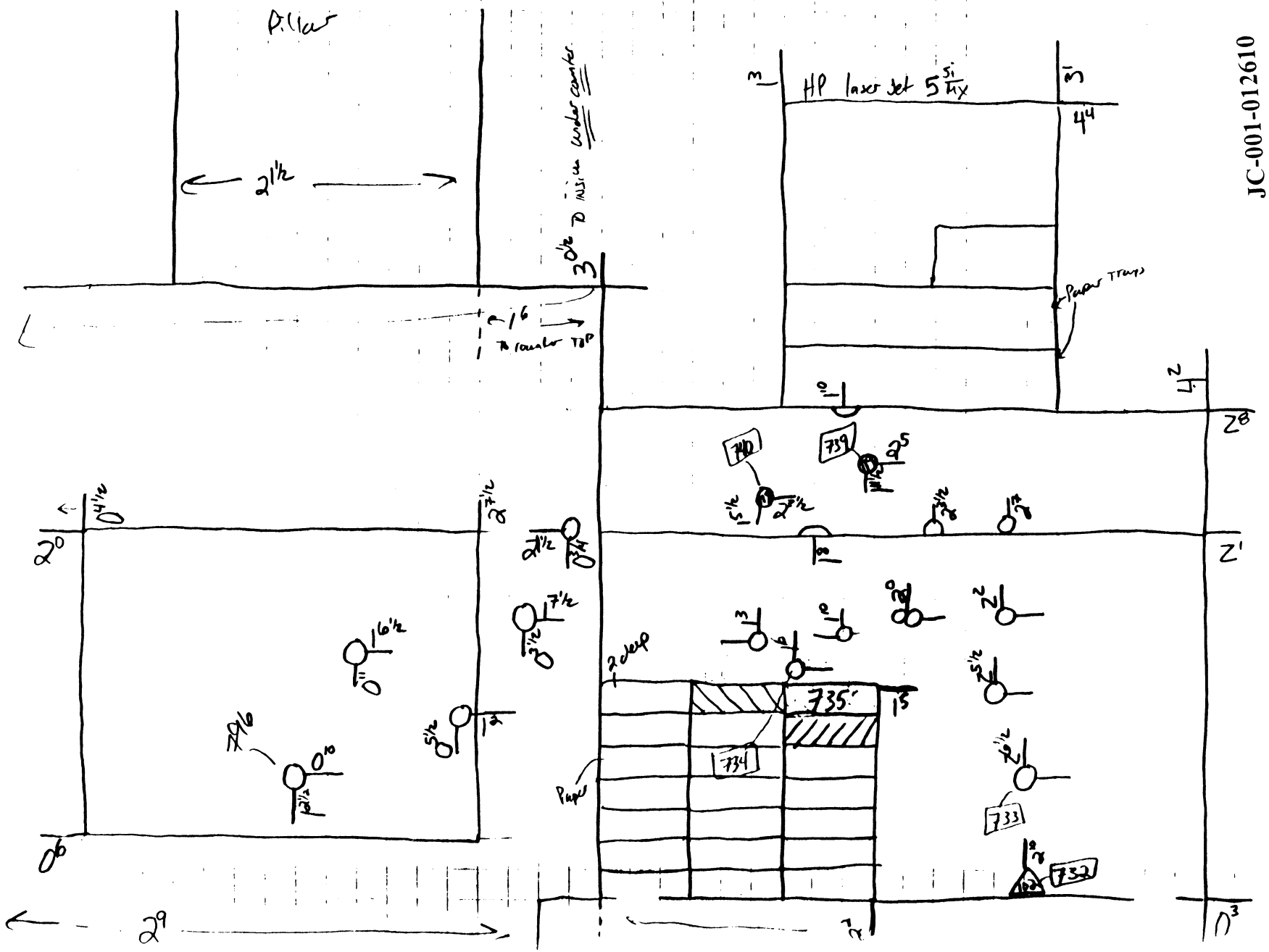

JC-001-012610

North WALL LMC3 Bullet impact site

042699 Admin 9718
99-16215 9C10
99-7625 5C30

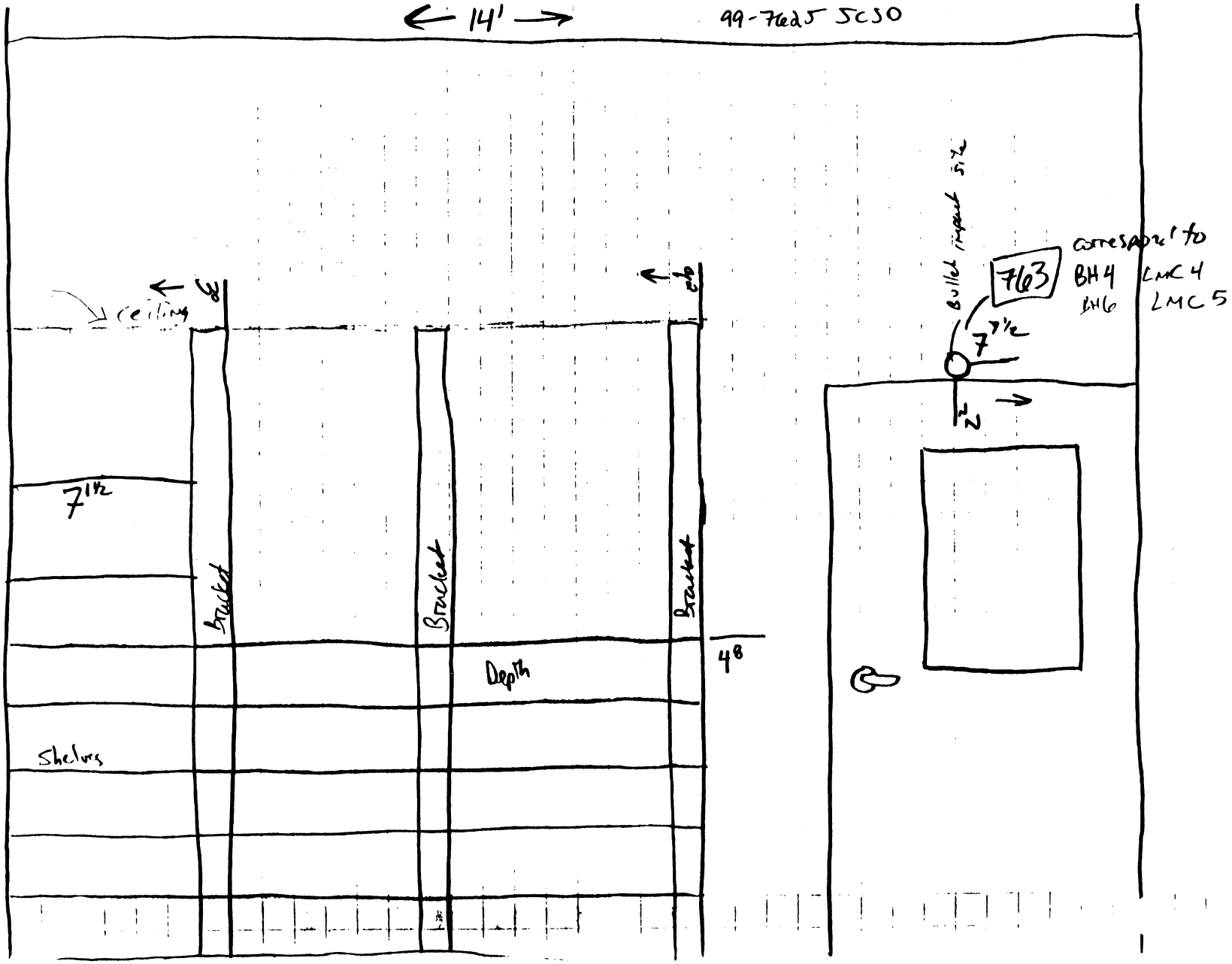

Location of 1mm Bomb pellets (shot) & Bone fragment 042799
Adair 97-18
99-16215 ACSO
99-7625 JCSD
Not to Scale

East Side of Row 5

Measurement From South wall

N →

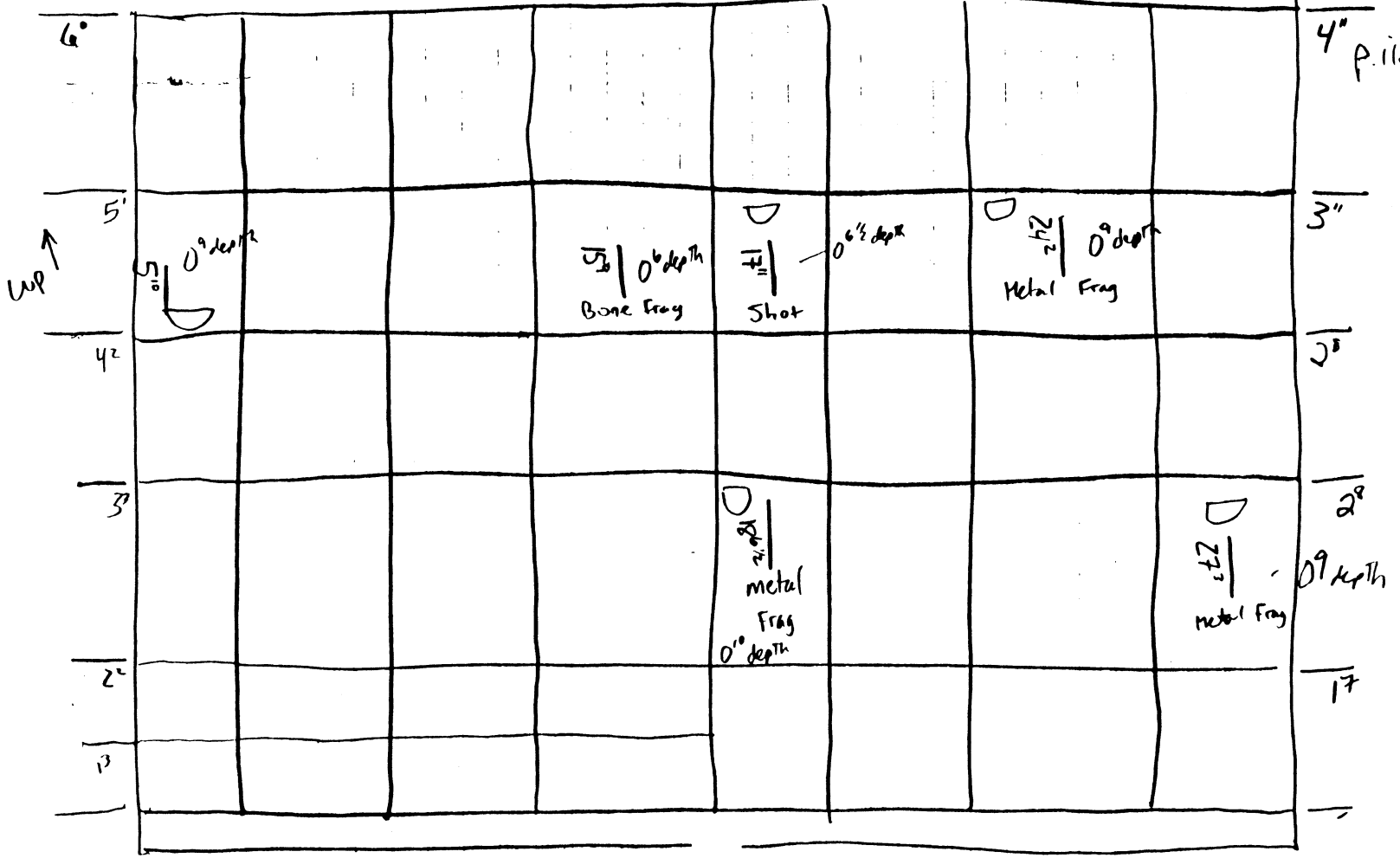

JC-001-012612

East side of [illegible] Room 3 Southern Pros

Shelving unit 042799 Adair 9718

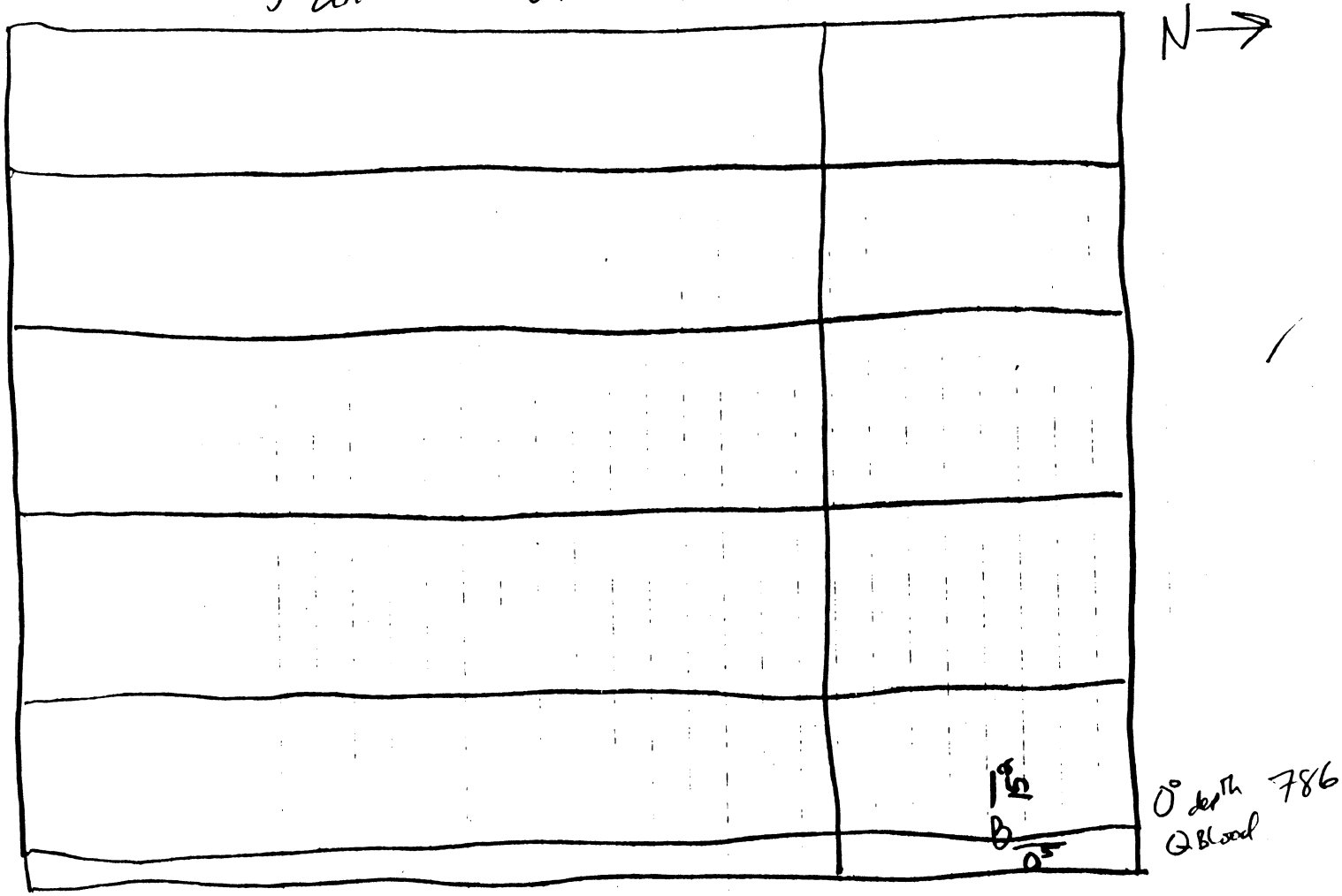

99-16215 ACSO
99-7625 JCSD
Not to Scale
Library

JC-001-012613

Not to scale

Location of lead from near Table 10

042799
Adv 7718
99-16215 ACSO
99-7625 JCSO

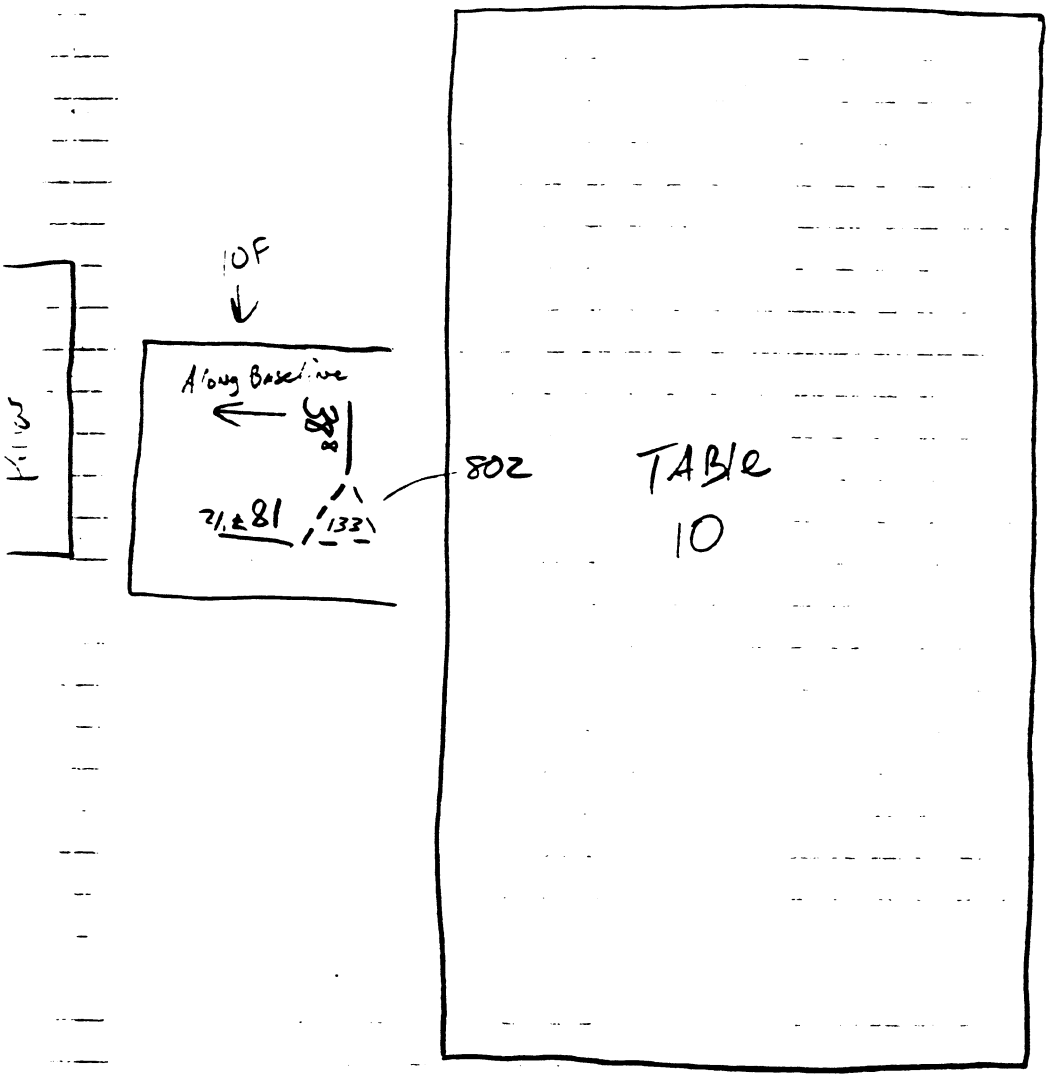

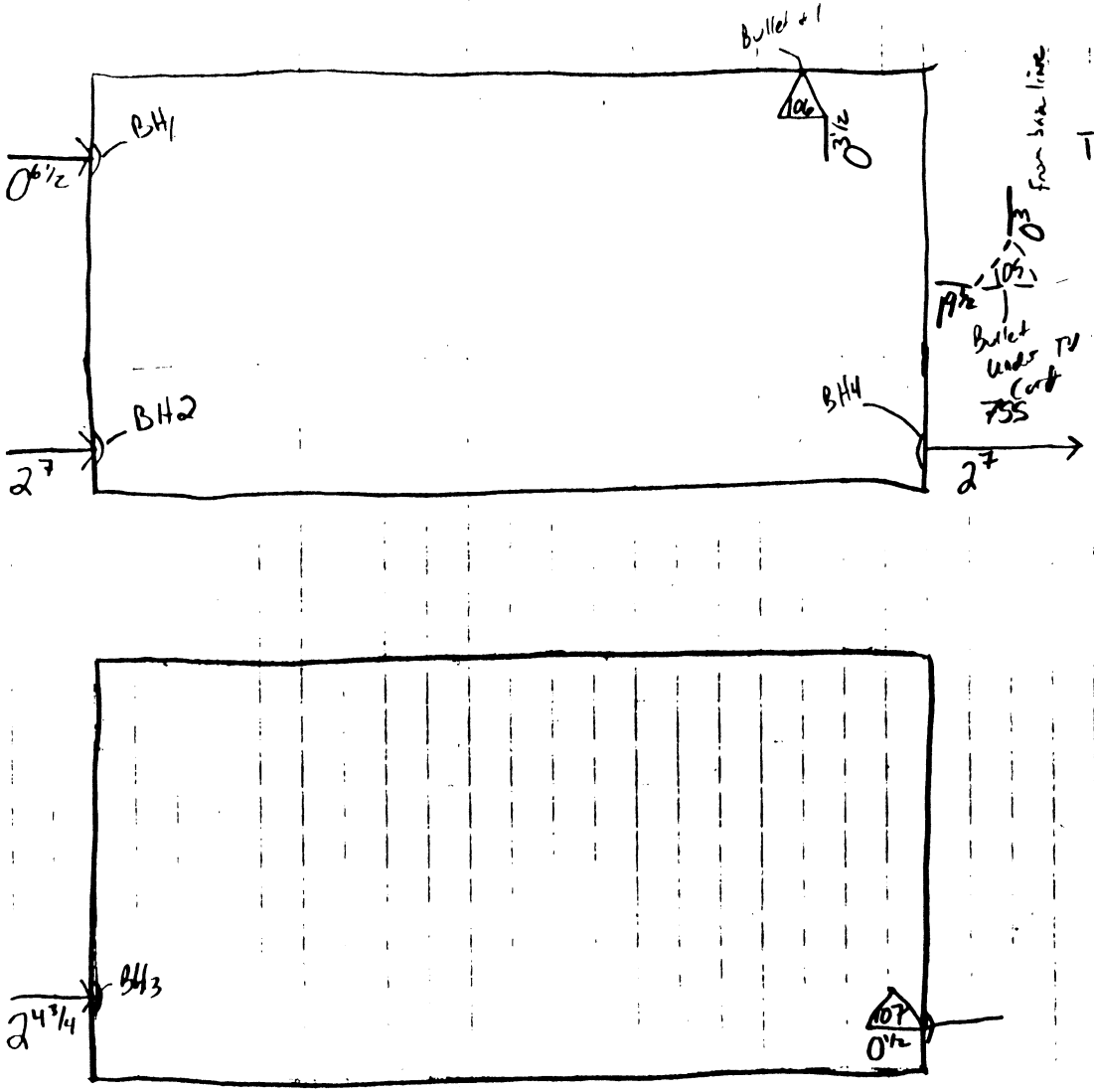

Not to scale

TOP View of MAP Drawer cabinet IN hallway.

042499 Adair 9710

Vertical Perspective

MSMT From Rear of cabinet.

North

QA-16215 Aess
QA-7625 JCSD

JC-001-012615

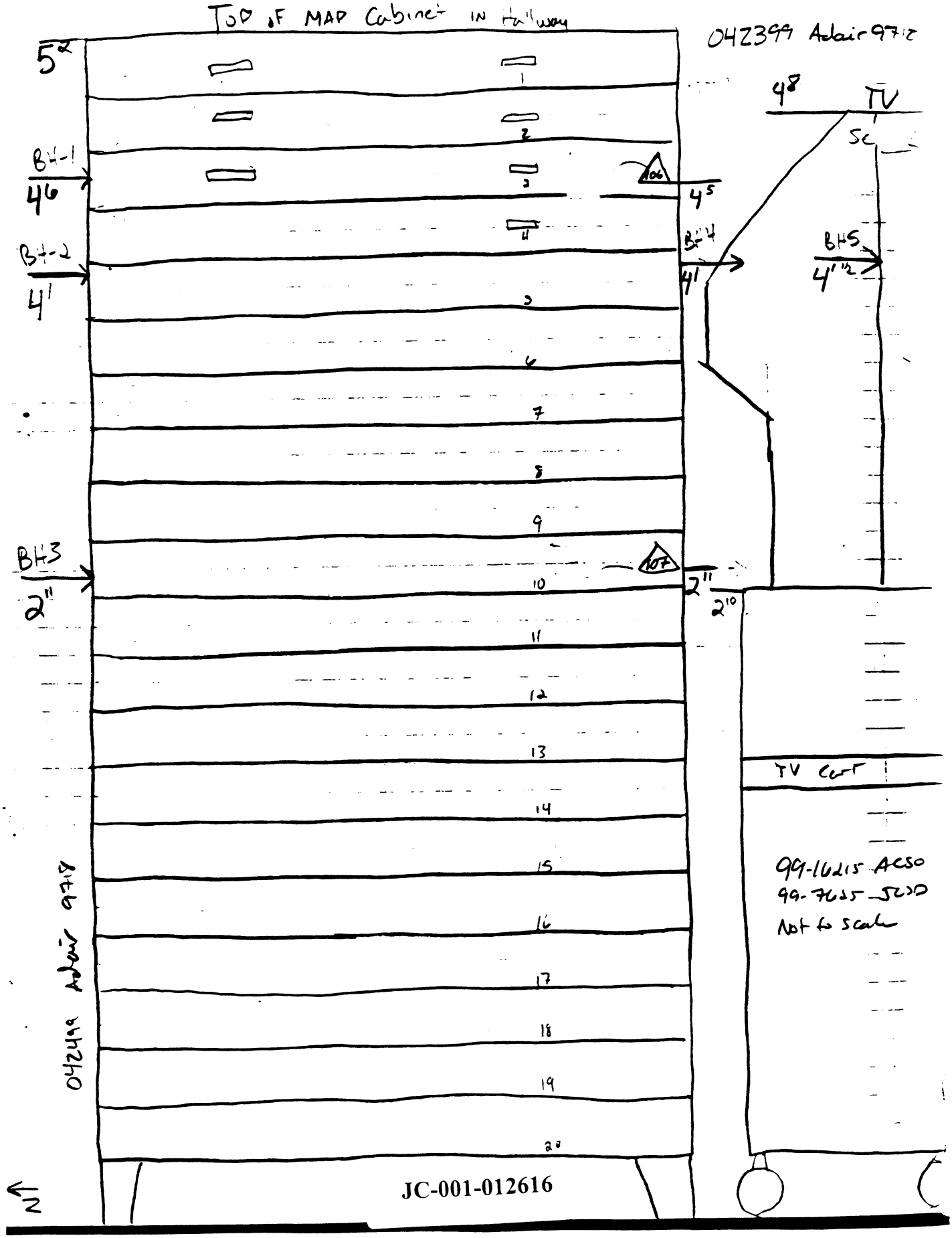
TOP OF MAP Cabinet IN Hallway
042399 Adair 9712
5'2"
BH-1
4'6"
BH-2
4'1"
BH3
2'11"
106
4'5"
107
2'11"
4'8"
TV
SC
BH4
4'1"
BH5
4'1 1/2"
2'10"
TV cart
99-16215 ACSO
99-7635 SCSO
Not to scale
042499 Adair 9718
JC-001-012616
N

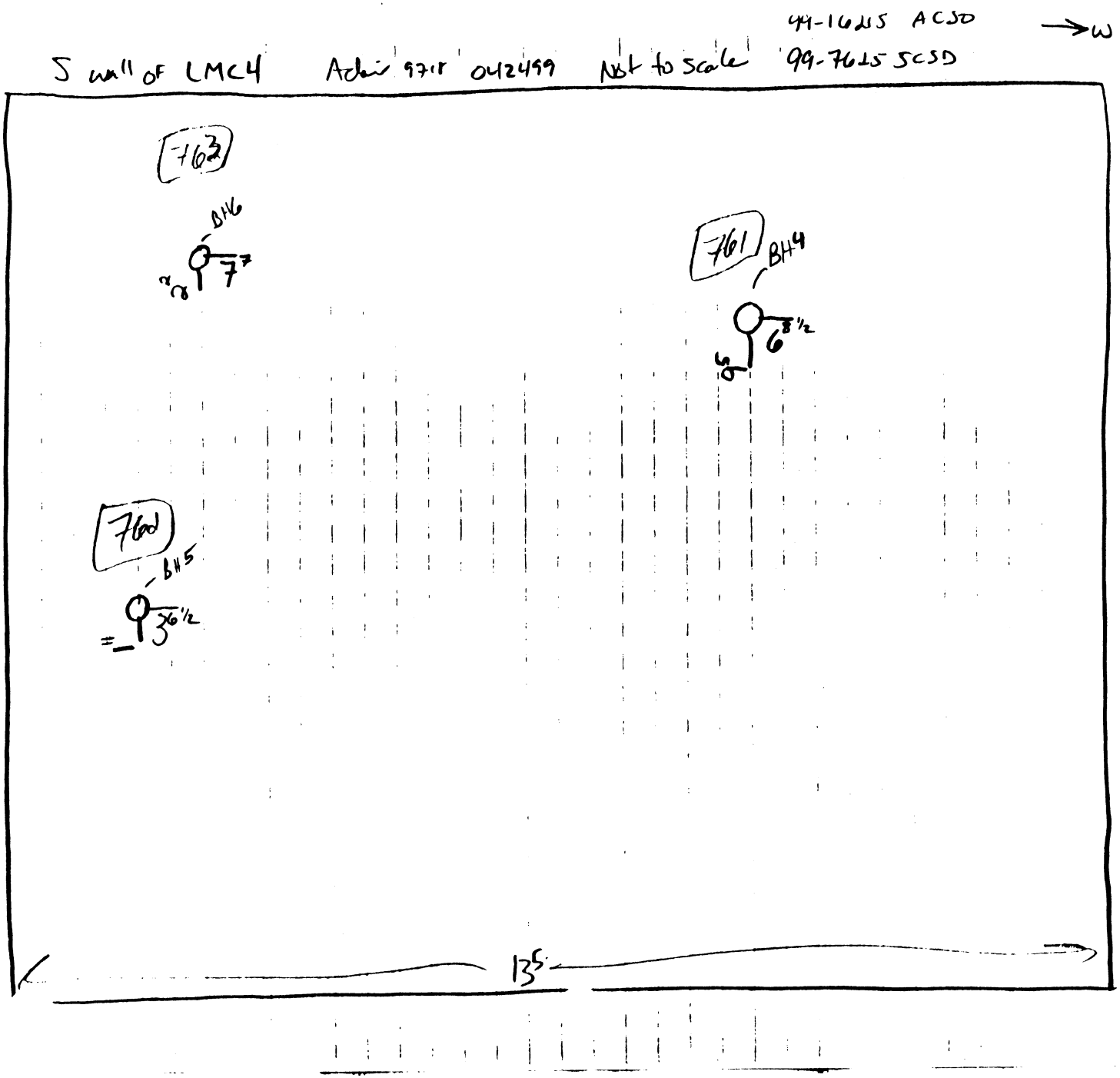

JC-001-012617

Hallway side of Conference room's west wall 042499 Adjw 4+11

99-16215 AESD
99-7625 JCSD

Not to scale

JC-001-012618

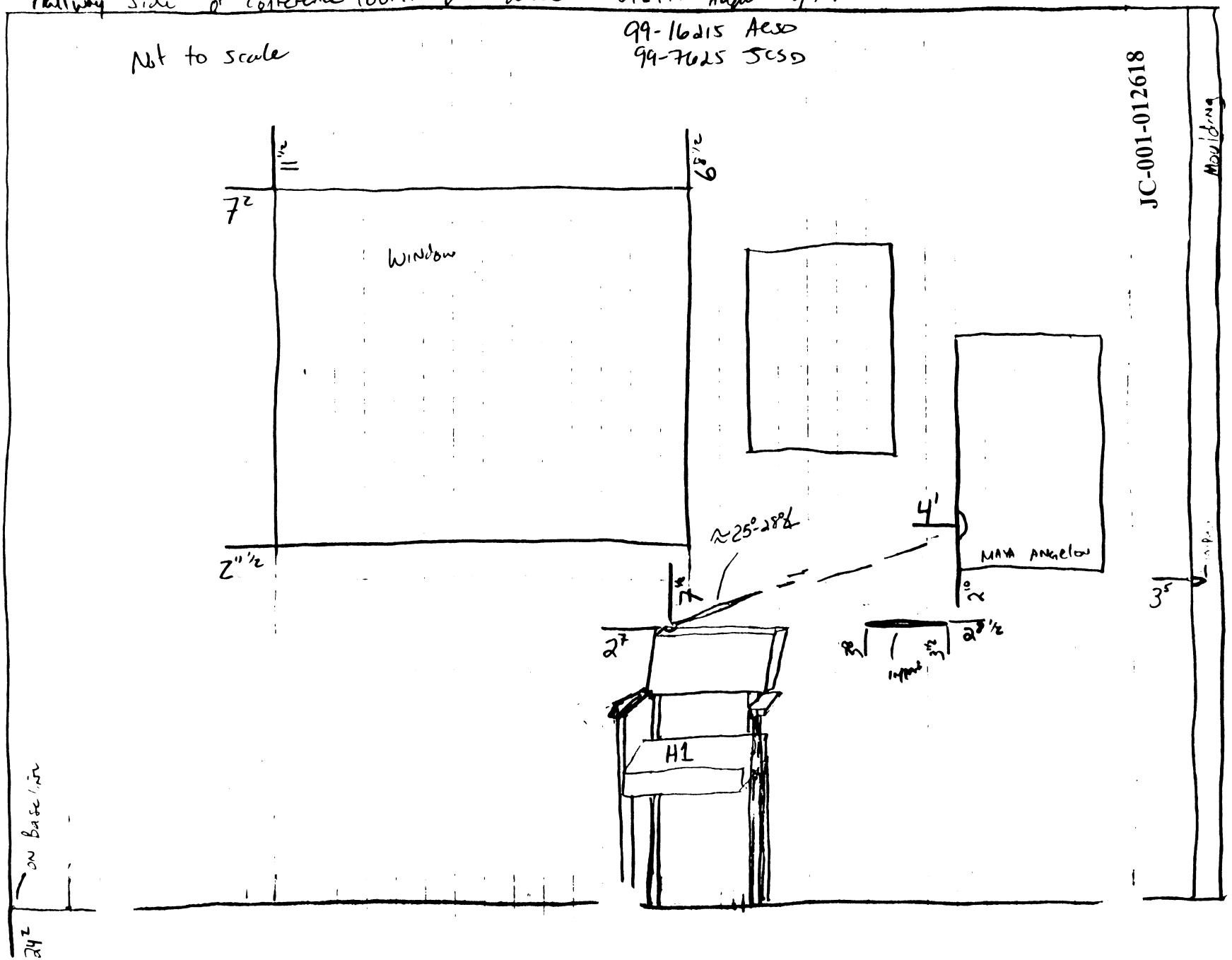

99

99-7625 JCSO
99-16215 ACSO
[redacted] Adair 9718

South WALL LMCS room 042499 Adair 9718 Bullet holes

JC-001-012619

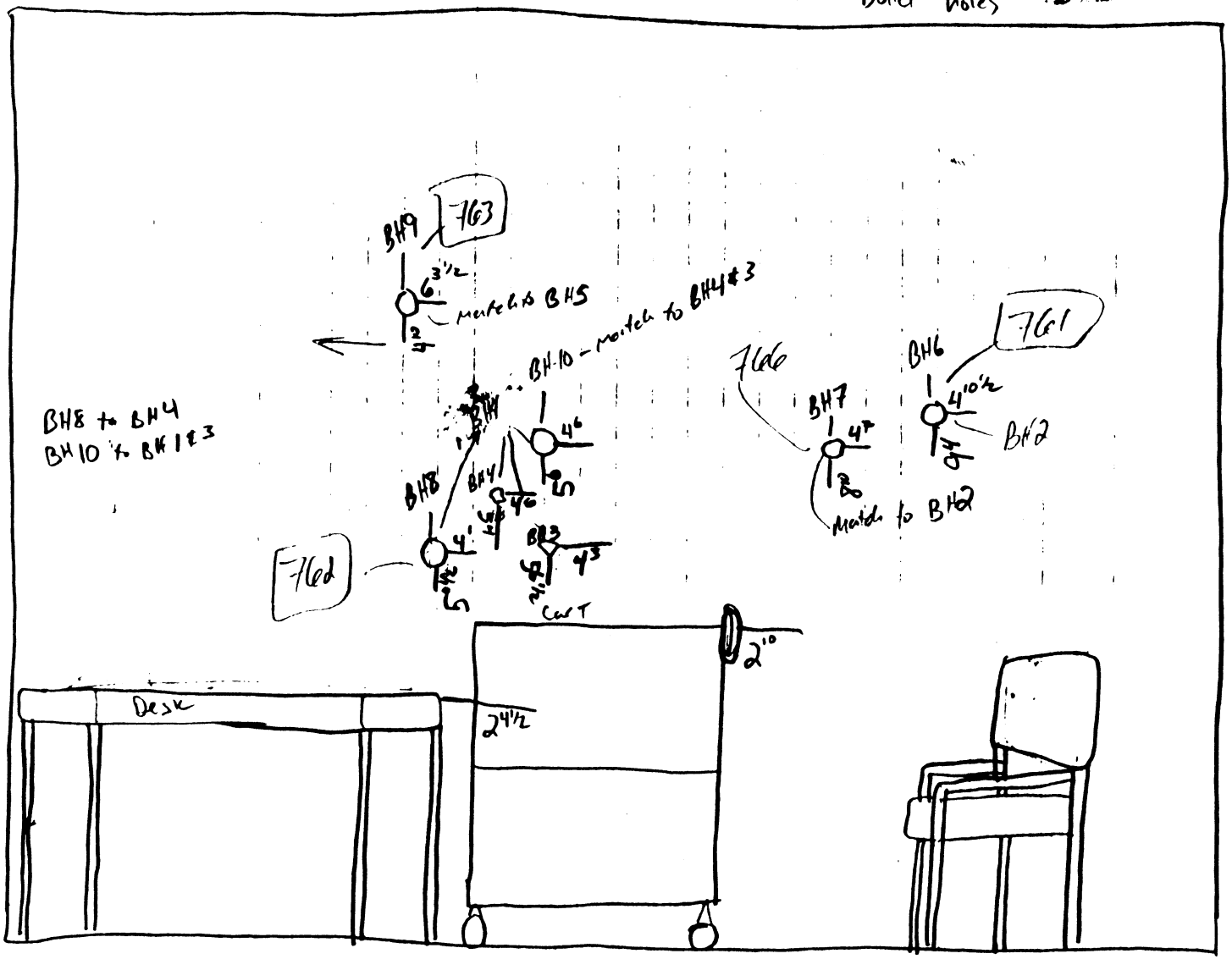

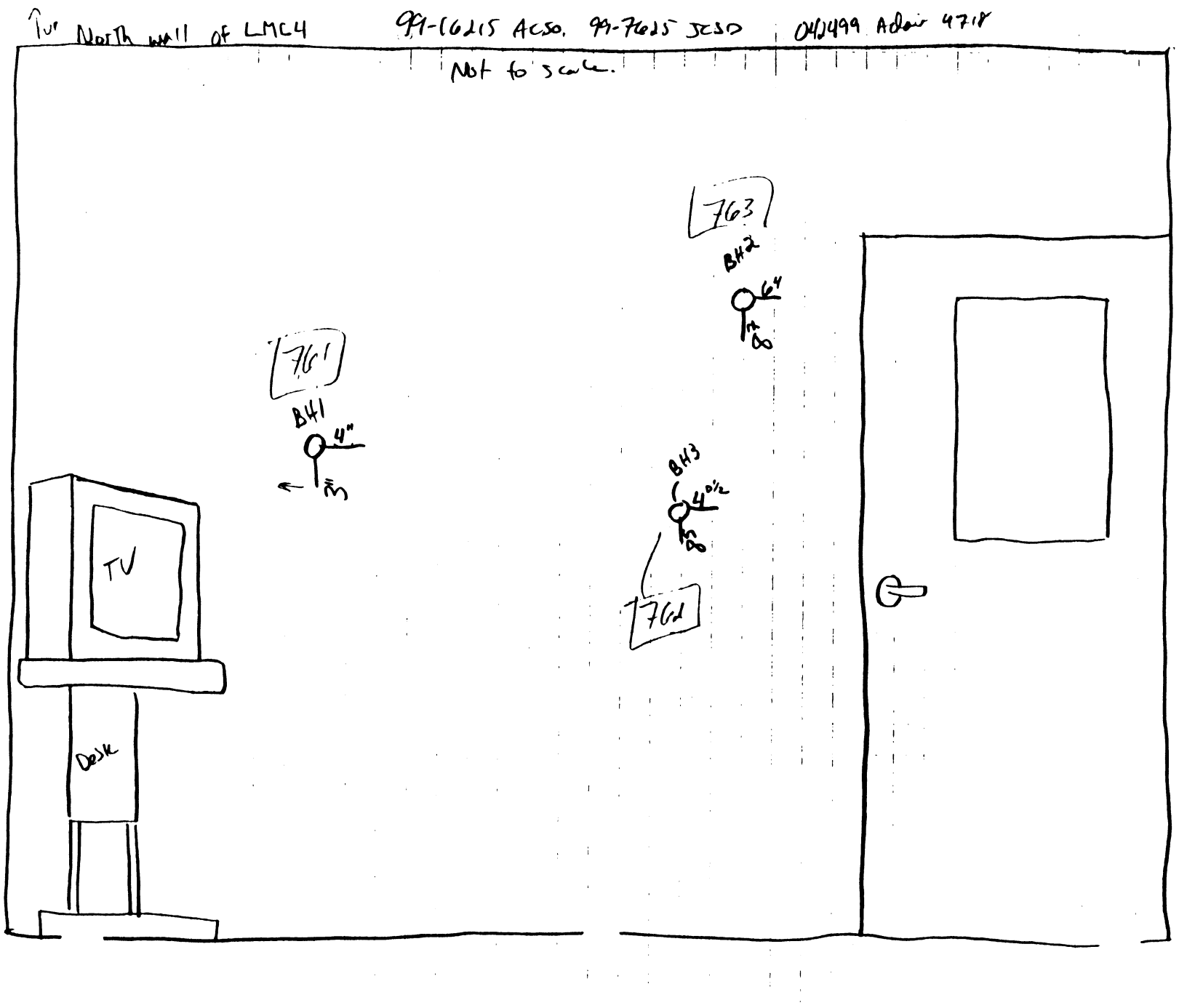

JC-001-012620

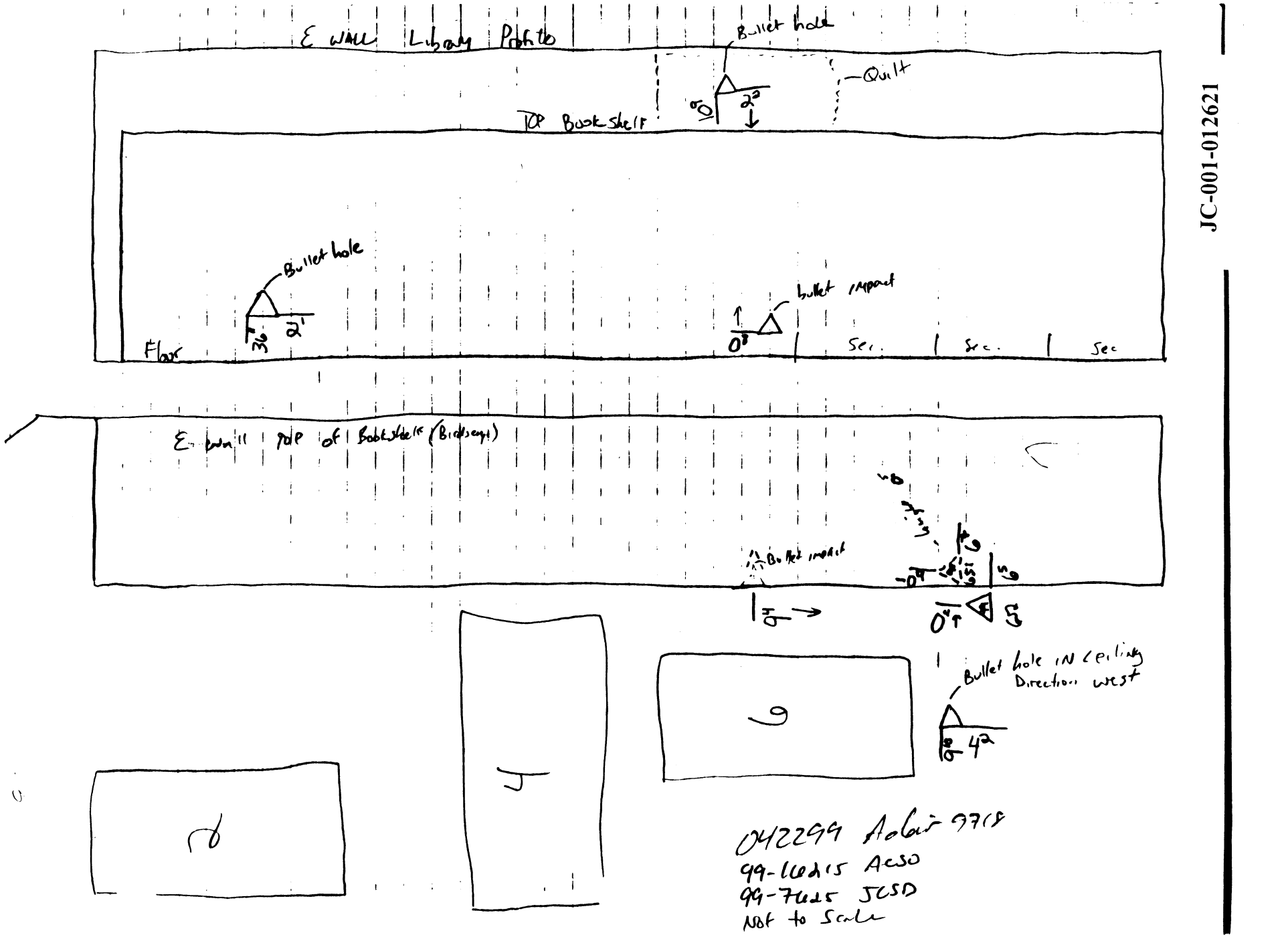
E WALL Library Portable
Bullet hole
Quilt
TOP Bookshelf
Bullet hole
Bullet impact
Floor
Sec.
Sec.
Sec
E. wall TOP of Bookshelf (Birdseye)
Bullet impact
Bullet hole IN Ceiling
Direction west
9
J
D
042299 Aolair 9715
99-60015 ACSO
99-7015 JCSD
Not to Scale

N wall of LMC 5 Room

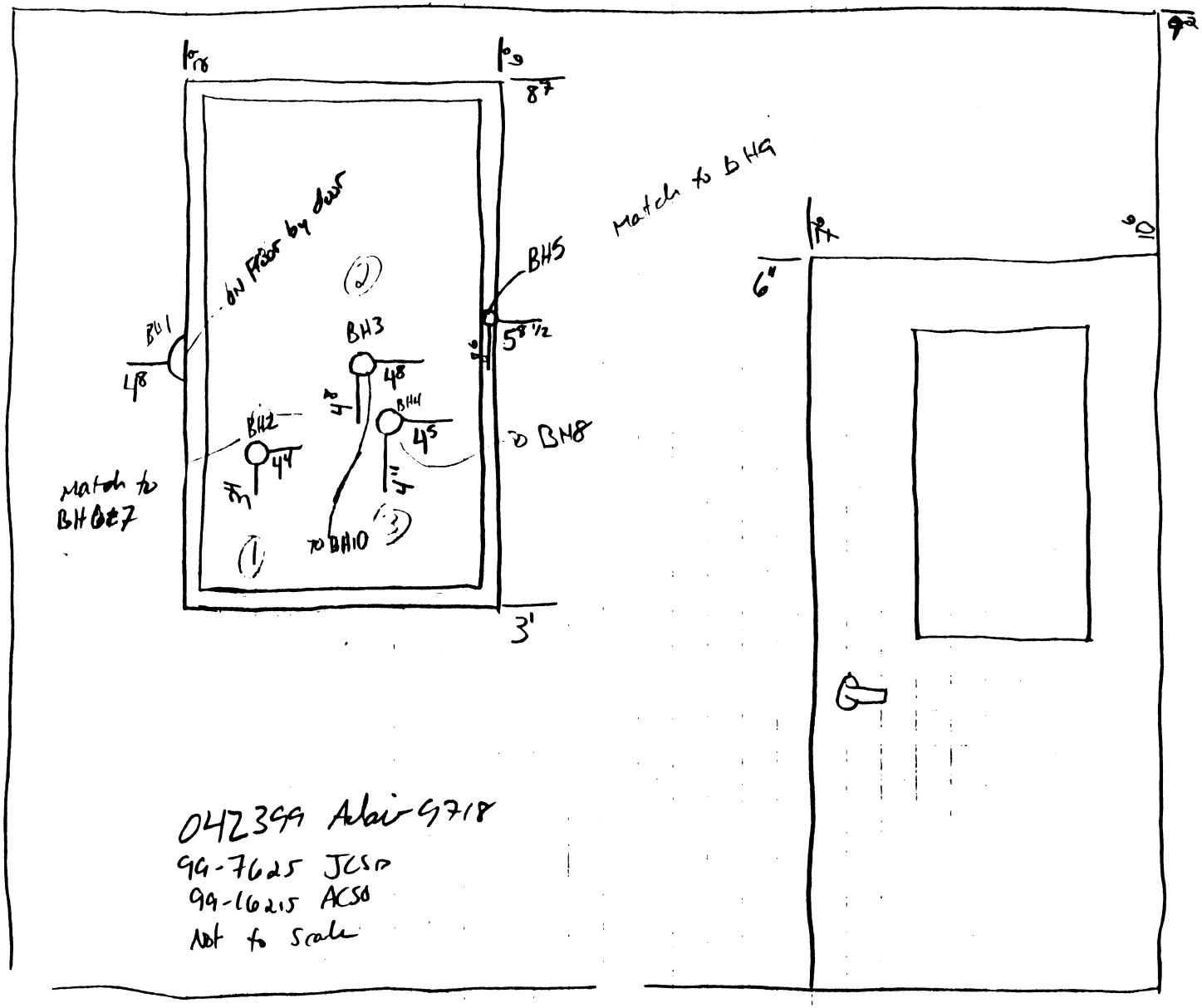

042399 Adair 9718
99-7625 JCSD
99-16215 ACSD
Not to Scale

JC-001-012622

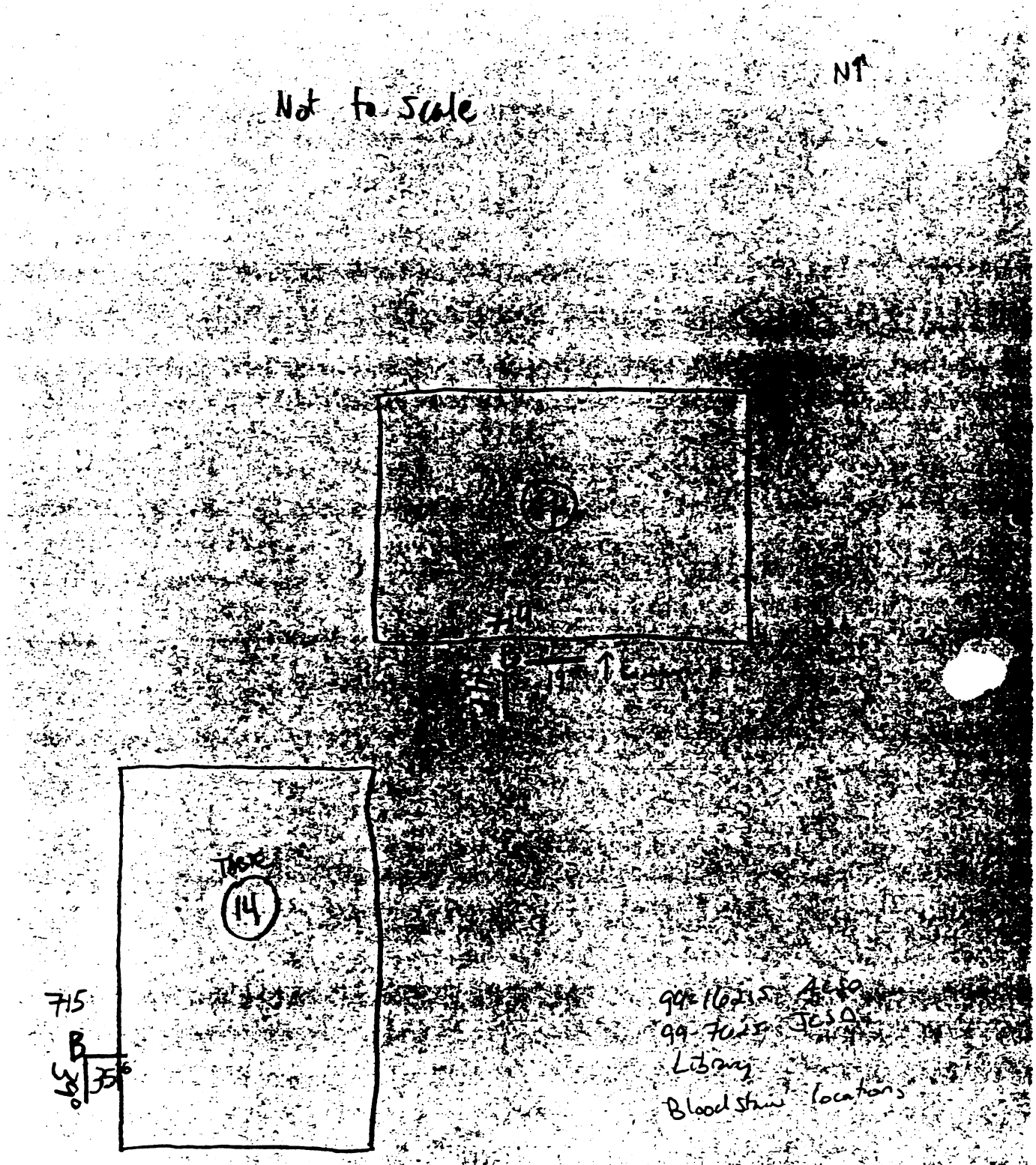

042399 Alan9718

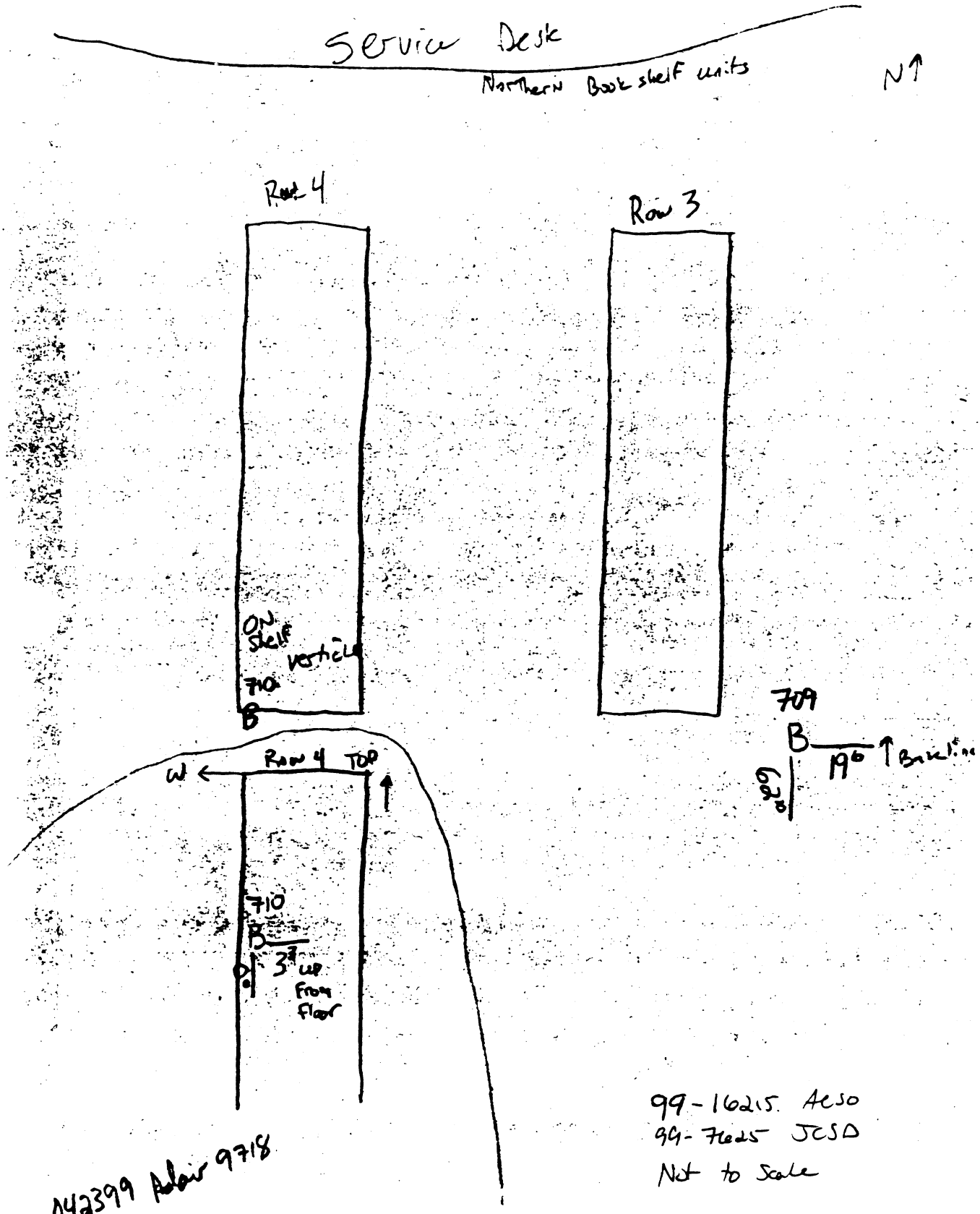
Service Desk
Northern Bookshelf units
N
Row 4
Row 3
ON Shelf
vertical
710
B
709
B
19°
Baseline
62°
W
Row 4
TOP
710
B
3"
up
From
Floor
042399 Adair 9718
99-16215 ACSO
99-7625 JCSD
Not to Scale

Bullet Holes IN Carpet

NT

04/22/99 Adair 9715

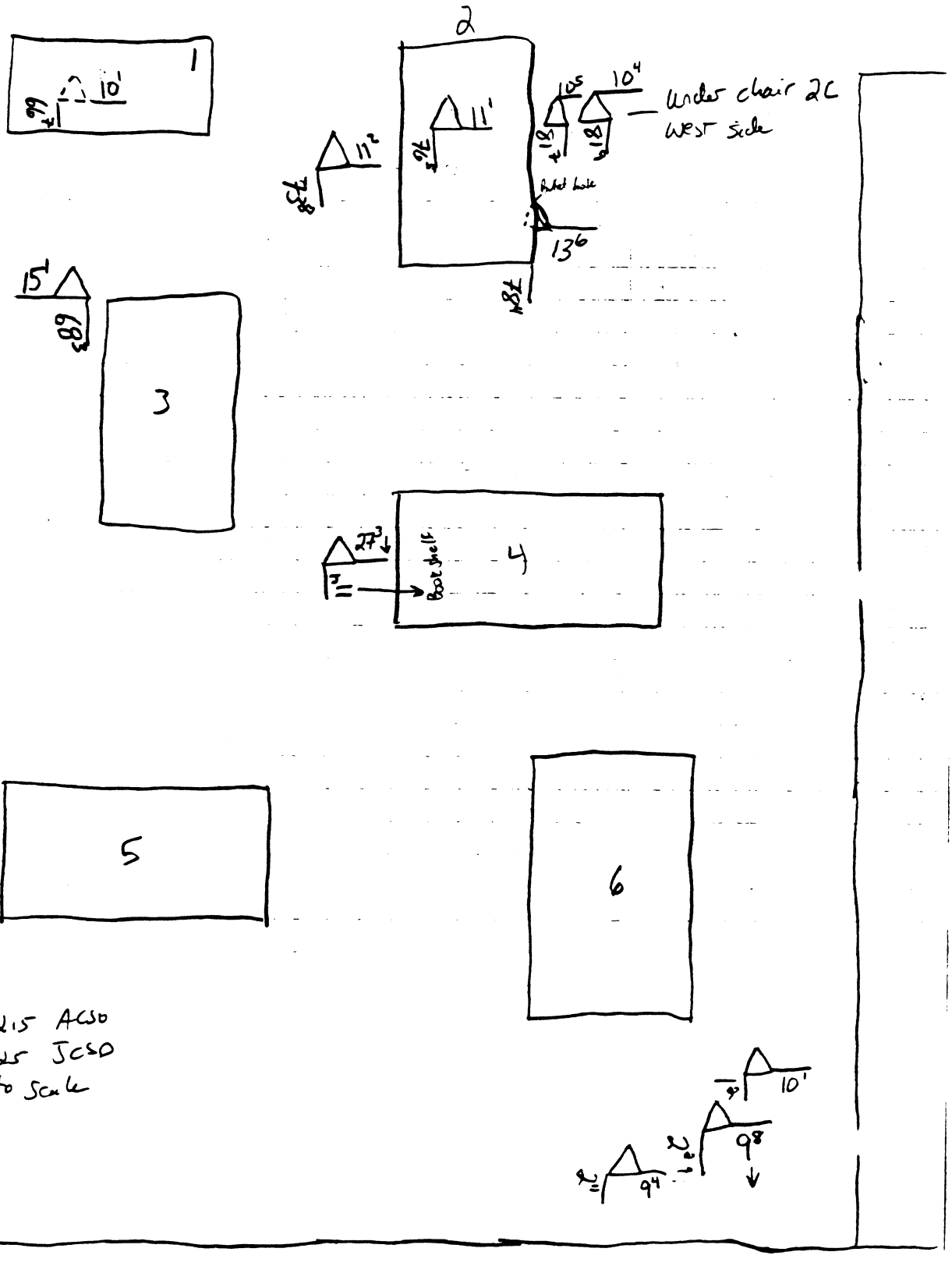

99-16215 ACSO
99-7625 JCSO
Not to Scale

Blood collection

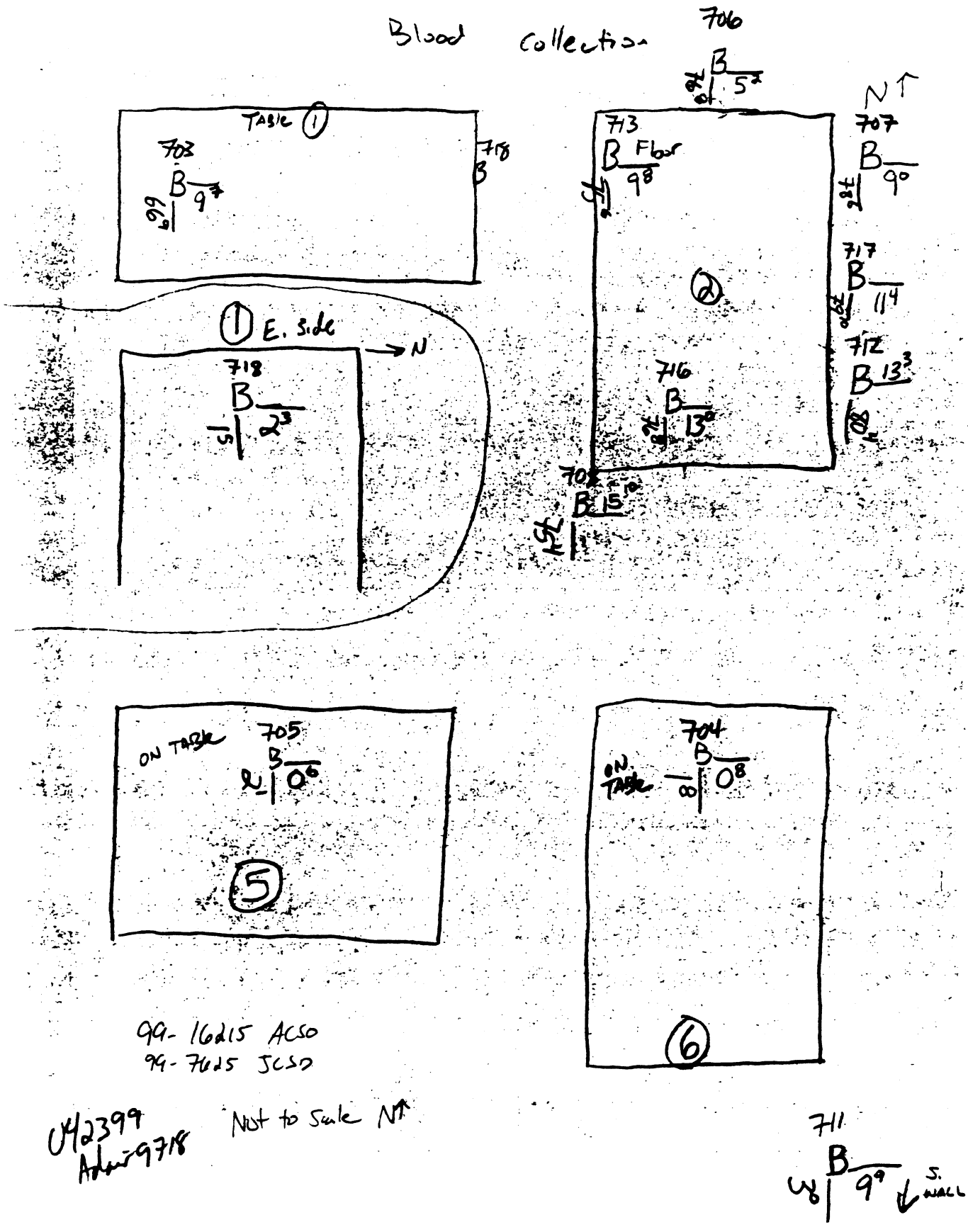

99-16215 ACSO
99-7625 JCSO

U42399
Adair 9718

Not to Scale N↑

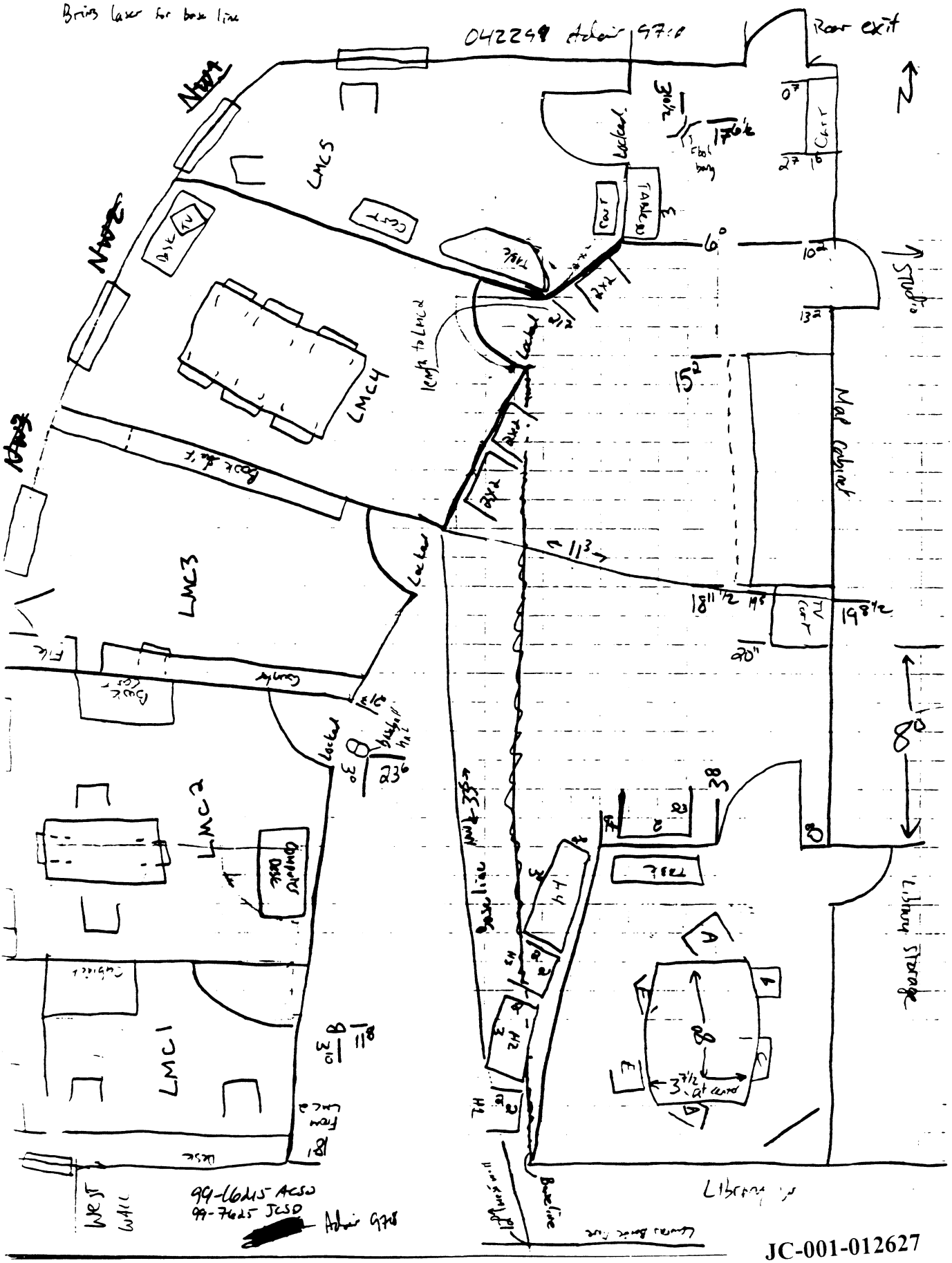

JC-001-012627

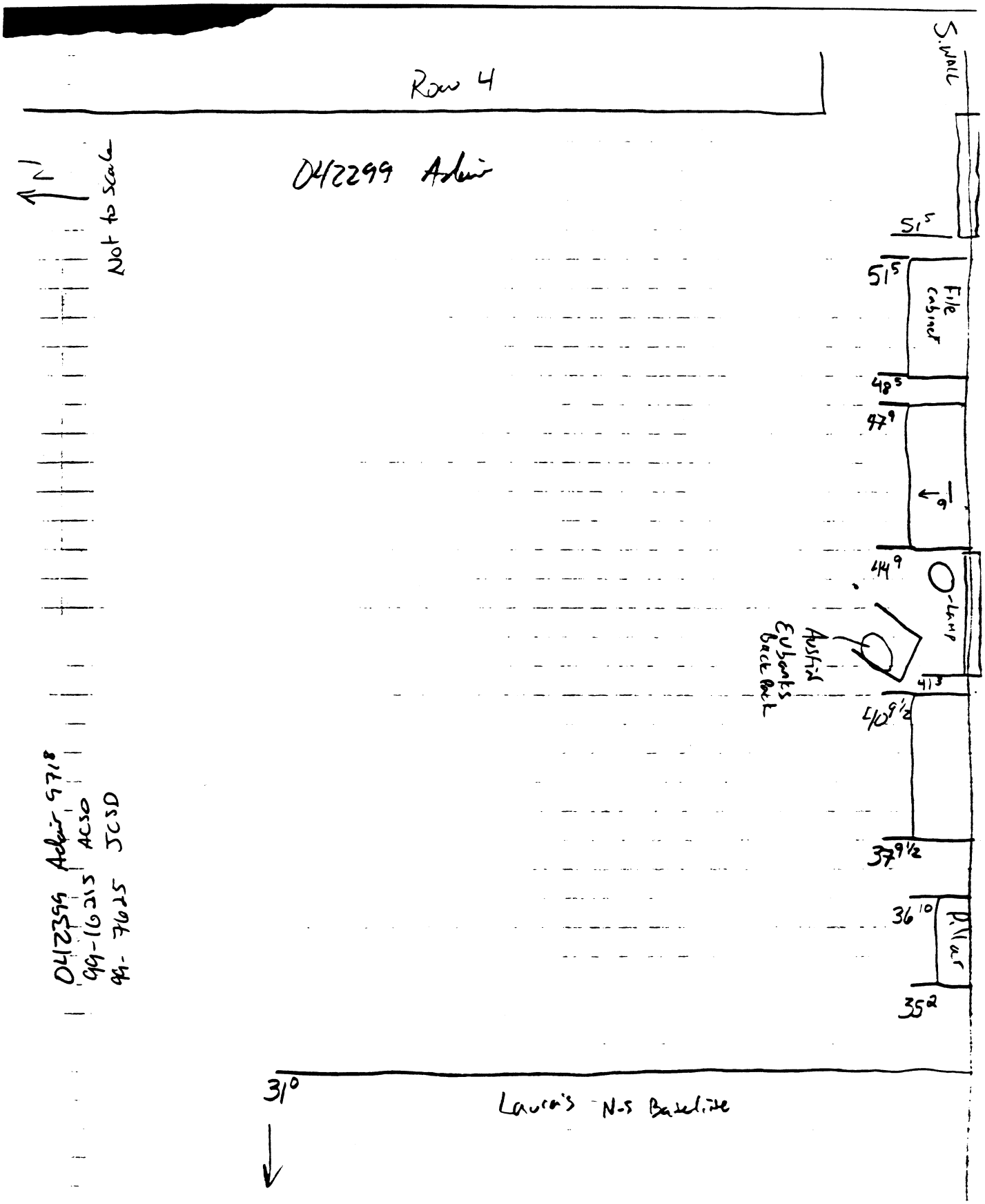
Row 4
S. Wall
042299 Adair
N
Not to scale
51 5
51 5
File cabinet
48 5
47 9
9
44 9
O-Lamp
Austin Eubanks Back Pack
41 3
40 9 1/2
37 9 1/2
36 10
Pillar
35 2
31 0
Laura's N-S Baseline
042399 Adair 9718
99-16215 ACSO
99-7625 JCSD

TEAM 2

ARAPAHOE COUNTY RIFF'S DEPARTMENT
5686 South Court Place • Littleton, Colorado 80120-1200

CR# 99-16215
Date 04-20-99
Offense Homicide

☑ EVIDENCE
☐ FOUND PROPERTY
☐ SAFE KEEPING

Log # 7277
Location S
(Lab Use Only)

Received this date from Lana Hackney R.N., whose address or location is Littleton Hospital - O.R., _____, _____, _____ the following listed items:

NO.	QTY	SEQ	LOC	Description of Item	Location Found
1	2	008		pellets (removed from knee by Dr. Susan Tolly)	left knee of Stepleton

Signature of person from whom items were taken _____

Signature of person receiving items Diane W. Clyde 9316

White - Lab; *Yellow* - Lab/Records; *Pink* - Individual property received from

AC 805

JC-001-012630

99-16215

I hereby acknowledge receipt for Items No. 1 which are listed on the other side of this form.

Date: 05/14/99

Released by: Diane W. Floyd 9316 Received by: [illegible] 9357

I hereby acknowledge receipt for Items No. 1 which are listed on the other side of this form.

Date: 05/14/99

Released by: [illegible] Received by: [illegible] 9718

I hereby acknowledge receipt for Items No. 1 which are listed on the other side of this form.

Date: 5-14-99

Released by: [illegible] 9718 Received by: [illegible]

I hereby acknowledge receipt for Items No. _____ which are listed on the other side of this form.

Date: _____

Released by: _____ Received by: _____

I hereby acknowledge receipt for Items No. _____ which are listed on the other side of this form.

Date: _____

Released by: _____ Received by: _____

I hereby acknowledge receipt for Items No. _____ which are listed on the other side of this form.

Date: _____

Released by: _____ Received by: _____

I do not hold the Sheriff's Office responsible for any items which were reported missing that have not been recovered. I also waive my right to a complete inventory of all items recovered by the Sheriff's Office.

_____
(Signature of Owner)

Witness: _____

JC-001-012631

ARAPAHOE COUNTY .RIFF'S DEPARTMENT
5686 South Court Place • Littleton, Colorado 80120-1200

CR# 99-16215
Date 04 30 99
Offense Homicide

☑ EVIDENCE
☐ FOUND PROPERTY
☐ SAFE KEEPING

Log # 72255
Location 3
(Lab Use Only)

Received this date from Lt Warren James, whose address or location is 501 201 E. Hampden Ave., _____, _____, _____ the following listed items:

NO.	QTY	SEQ	LOC	Description of Item	Location Found
1	2	007		plastic cups - each containing a sound projectile - Court Item	

Signature of person from whom items were taken [signature]

Signature of person receiving items [signature] 7906

White - Lab; *Yellow* - Lab/Records; *Pink* - Individual property received from

AC 805

JC-001-012632

99-16215

I hereby acknowledge receipt for Items No. 1 only which are listed on the other side of this form.

Date: 050399

Released by: [signature] Received by: [signature]

Sergeant 7906

I hereby acknowledge receipt for Items No. 1 which are listed on the other side of this form.

Date: 051499

Released by: [signature] Received by: [signature] 9718

I hereby acknowledge receipt for Items No. 1 which are listed on the other side of this form.

Date: 051499

Released by: [signature] 9718 Received by: [signature]

I hereby acknowledge receipt for Items No. _____ which are listed on the other side of this form.

Date: _____

Released by: _____ Received by: _____

I hereby acknowledge receipt for Items No. _____ which are listed on the other side of this form.

Date: _____

Released by: _____ Received by: _____

I hereby acknowledge receipt for Items No. _____ which are listed on the other side of this form.

Date: _____

Released by: _____ Received by: _____

I do not hold the Sheriff's Office responsible for any items which were reported missing that have not been recovered. I also waive my right to a complete inventory of all items recovered by the Sheriff's Office.

_____
(Signature of Owner)

Witness: _____

JC-001-012633

ARAPAHOE COUNTY SHERIFF'S OFFICE

CRIME LAB PROGRESS REPORT — **CR # 99-16215**
Assist to Outside Agency – Jefferson County Sheriff's Dept — JCSD # 99-7625
Homicide – Columbine High School
Sr. Lab Technician Laura A. DeLong #9719 — Date of Report: 12/6/99

From November 15-17, 1999, I modified the diagram of the library to reflect corrections and additions as specified by Senior Lab Technician Tom Adair for Team 1 in the east side of the library. Adair told me the corrections and additions were based on review of scene photos and his original field notes. Adair provided additional notes and sketches to me at this time.

Items that were specifically measured are marked with an "X" according to their layer color for "floor", "elevated", or "ceiling". Those items that did not have specific measurements are now marked with an "O" according to their layer color to indicate an approximate location.

I added a baseline indicator from the north end of Row 1 (baseline) to the intersection of the Main baseline.

603 – move to W side trophy case (pos/neg mix-up in coordinates)

658 – remove duplicate by main entry

659 – remove duplicate by main entry

660- move - under table (mis-read Adair's notes)

677 - move by B3, corner of T6 (mis-read Adair's notes)

680 – change layer to "elevated"

683 – delete duplicate by T5 (should be by T3)

695 – move to positive (north) side of base line (pos/neg mix-up in coordinates) - (photo T1-11-7)

696 – move north of baseline (pos/neg mix-up)

697 – move north of baseline (pos/neg mix-up)

709 – by R3C ok, remove "?"

729 – change layer – backpack cut off victim

730 – move to floor point layer

735, 740 – add "O" for approximate location

738 – add number for stool, bullet impact site - on check out counter

751 – move (wrong chair) elevated in chair, next to 753

752 – duplicate of 804 – use both numbers per Adair

757 – move to south end of cabinet (originally just placed on the cabinet arbitrarily)

758 – move to south end of cabinet

761hole, 762 hole, 763 hole – added in wall bewteen LMC4/LMC5

762 – move closer to door with 763

763 – added – in wall between LMC3/LMC4 (east of doorknob pad)

765 – move - in SW corner, not NW corner

766 – move - in south wall of LMC 5 per Adair's elevation sketch

767 – move - in south wall LMC 5 per Adair's elevation sketch

768 – change to "elevated" layer

770 – added "O" to indicate approximate location

771 – added "O" to indicate approximate location

775 – add to area of Row 3 C (north section in row)

776 – (add) elevated, R2B, NW corner, blood

777 – (add) SGW on floor SE corner R3c (near 709)

779 – (add) W of R3c, north end (photo T1-15-10)

781 – (add) impact marks on center support of Table 1

784 – change to "elevated" layer, unspecified location of chair 9B

785 – (add) on chair, north end Row 1 - lead frag in unspecified location (photo T1-16-8)

786 - (add) R3A NE corner, "elevated" blood

788 – "X" added with exact location

789 – "X" added with exact location

790 - "X" added with exact location

791 – copper and lead fragments – 9'3" and 9'4" from south wall, but no distance from wall or R1 baseline

JC-001-012635

792 – "X" added with exact location

793 - "X" added with exact location

794 - "X" added with exact location

795 - "X" added with exact location (794 and 795 were in reverse bookshelf segments before)

796 – move around corner and take off "?" – elevated "O" on west panel (photo T1-17-7)

797 – (add) inside panel below 803 with "O" for approximate location

798 – (add) inside panel below 803 with "O" for approximate location

799 – (add) inside panel below 803 with "O" for approximate location

800 – (add) inside panel below 803 - into pillar, but below counter top level

801 – (add) elevated back built-in book case, east end – copper jacket fragment (per photo review)

803 – (add) video, elevated with "O" for approximate location

804 – (add) copper jacket embedded in wall (same as 752 location)

1058 – added "O" to indicate approximate position

1059 – added "O" to indicate approximate position

The chair at the north end of Row 1 was rotated slightly per the photographic view.

No "X"s or "O"s were added to the evidence in and around the bodies of Harris and Klebold due to space constraints. Refer to the evidence logs for these locations.

On 12/6/99, I copied the updated drawing file and mailed the copy to Paula Ernst of the FBI at the following address:

Paula M. Ernst
Graphics Unit, FBI
Room 1B-224
935 Pennsylvania Avenue Northwest
Washington, DC 20535

Attached: 5 pages of diagram details
copy of letter to FBI

99-16215

A/□ 12/6/99

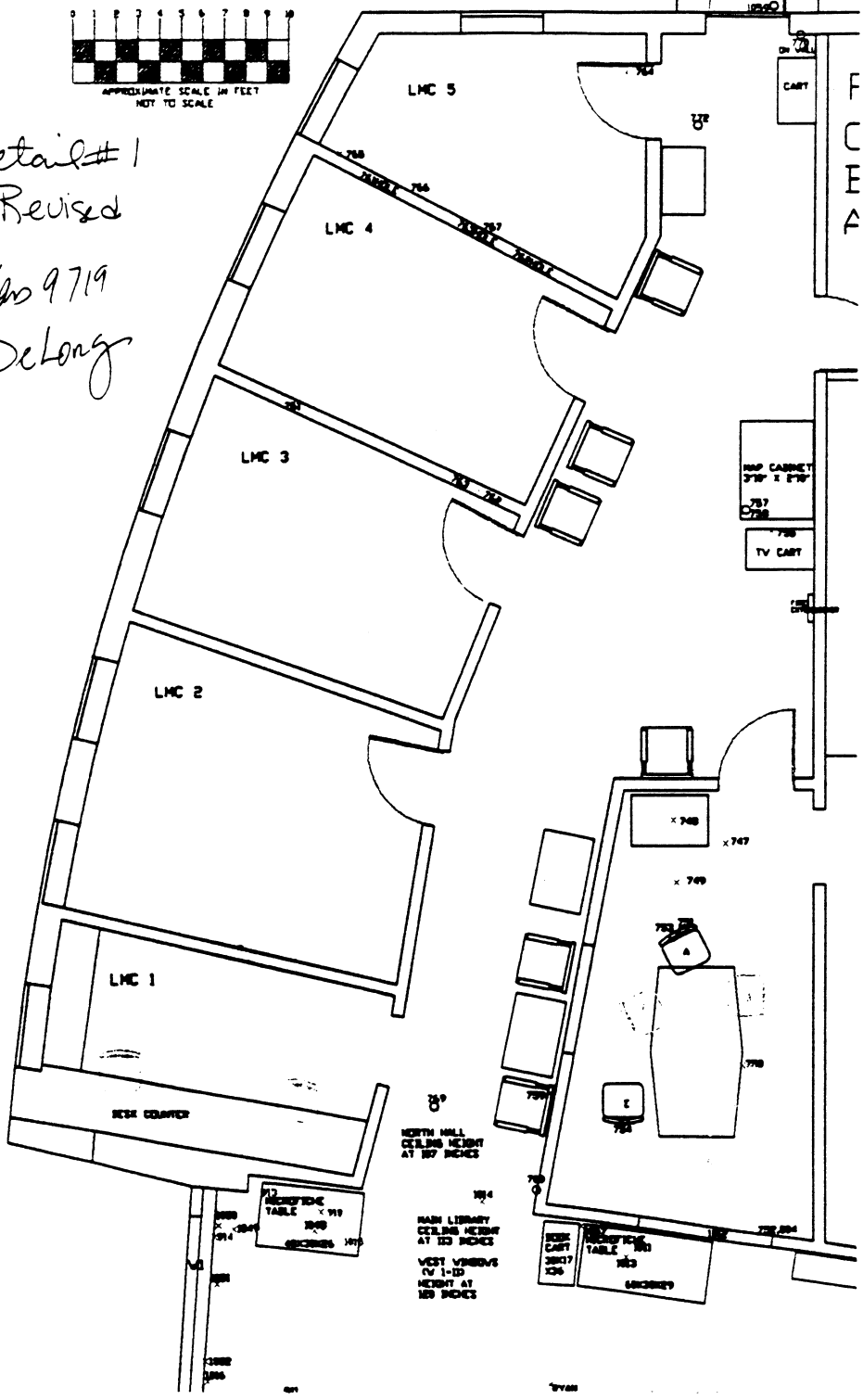

Detail #1
Revised
Jan 9719
L.A. DeLong

JC-001-012637

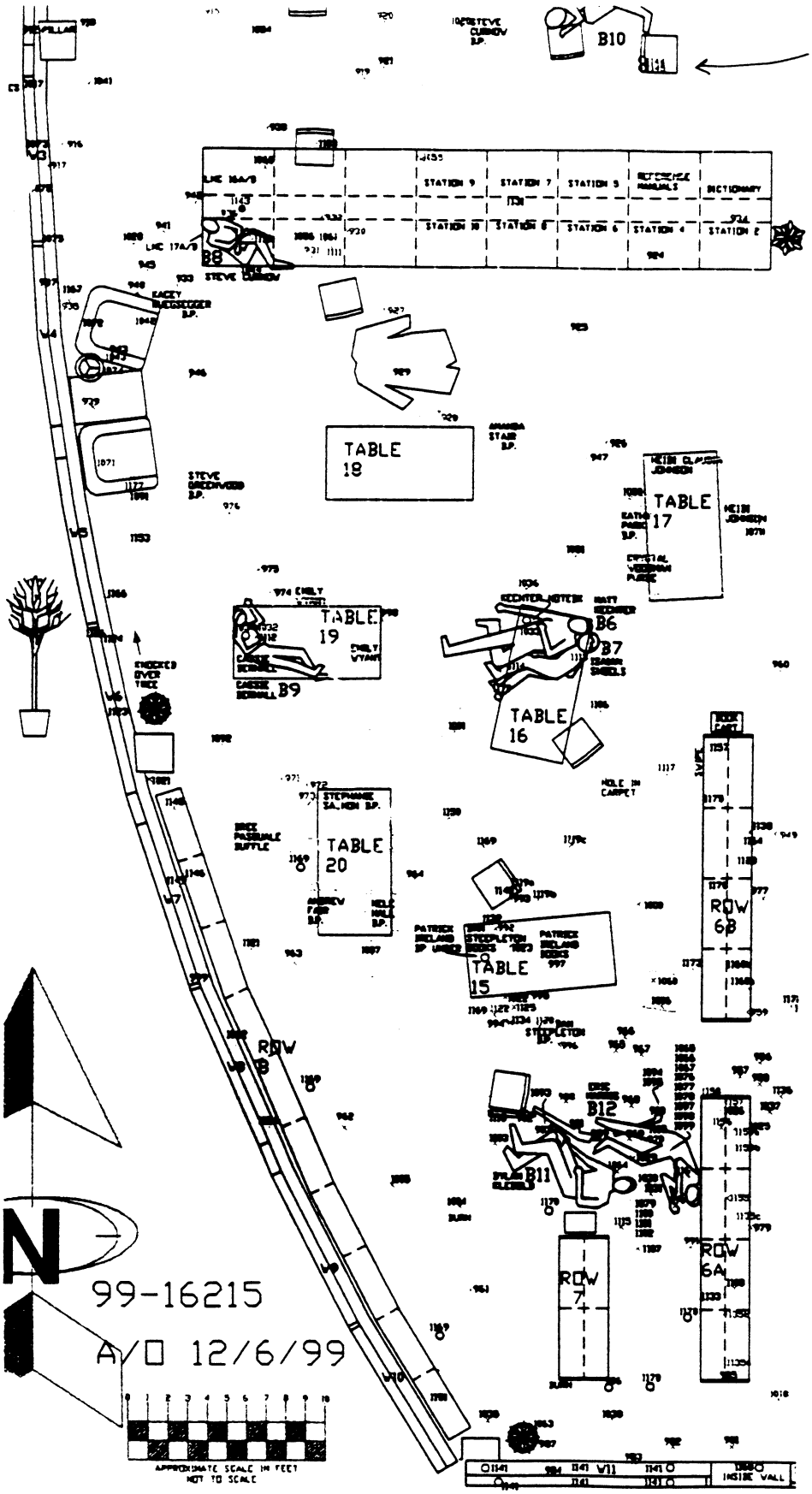

only change in detail #2
40's added

Detail #3
Revised
L.L. DeLong
9719
DeLong

JC-001-012638

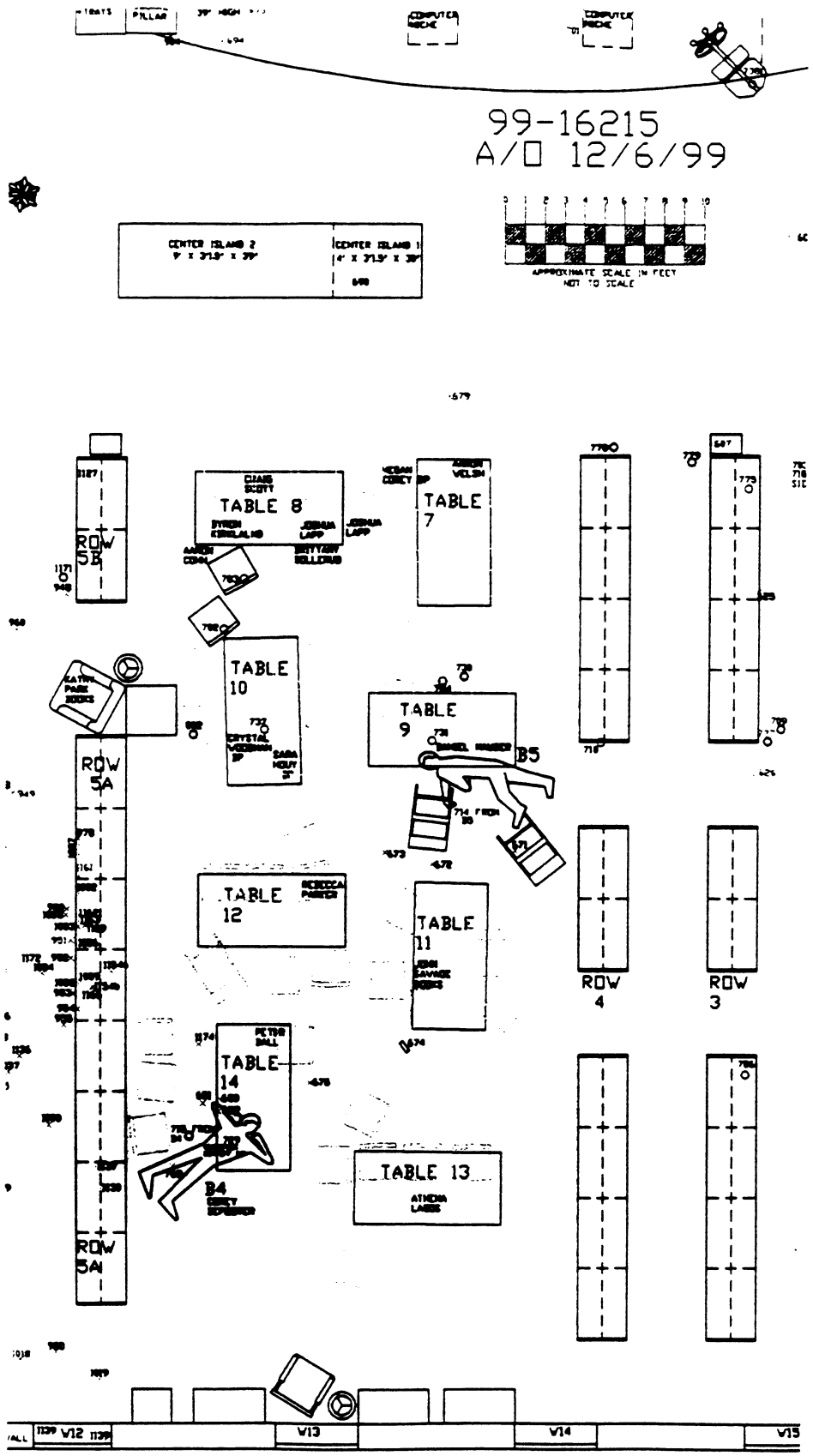

JC-001-012639

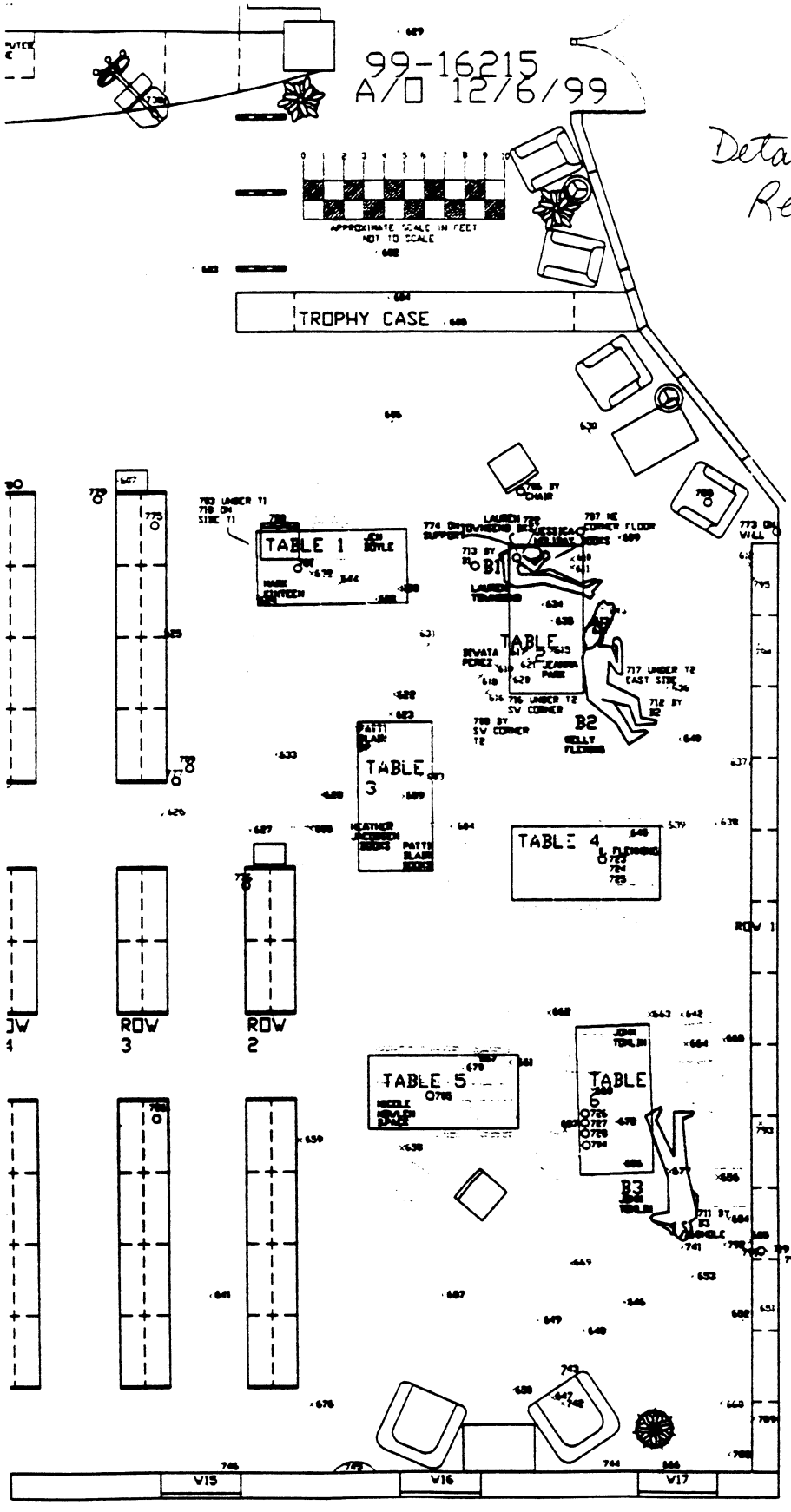

JC-001-012640

99-16215
A/D 12/6/99

Detail #6 Revised

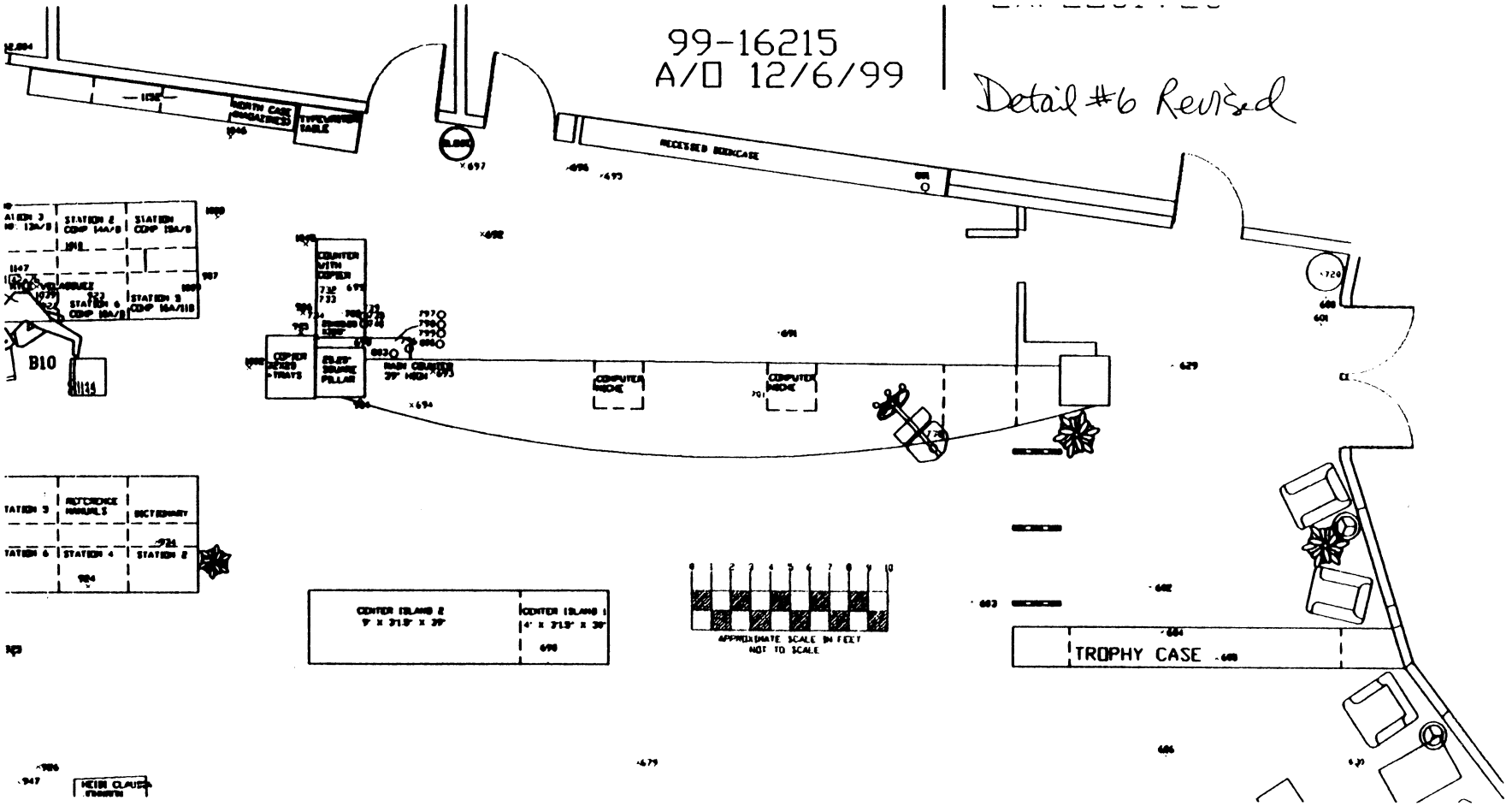

DeLong

L.T. DeLong 9719

JC-001-012641

ARAPAHOE COUNTY SHERIFF'S OFFICE
5686 S. Court Pl. • Littleton, Colorado 80120-1200
PATRICK J. SULLIVAN JR., SHERIFF (303) 795-4711

12/6/99

Paula M. Ernst
Graphics Unit, FBI
Room 1B-224
935 Pennsylvania NW
Washington, DC 20535

Re: Columbine High School Library
Littleton, CO

Dear Paula,

Enclosed is an updated disk for the evidence locations in Columbine Library.

Tom Adair specified the changes for the drawing after reviewing scene photos for Team One (1) at the Colorado Bureau of Investigation. I moved 15 items, deleted three duplicate numbers, changed the point layers on four items, added 20 item numbers, and added "X"s or "O"s on at least 10 items to locate the items better.

The items that needed to be moved were because of three reasons: 1) guestimated location pending further information from Adair, 2) transposed postive/negative on coordinates, and 3) mis-read information.

Most of the added item numbers were from elevation sketches not previously provided to me.

Attached is a copy of my report detailing the changes.

Respectfully submitted,

Laura A. DeLong
Sr. Lab Technician
(303) 795-4777

Accredited by the Commission on Accreditation for Law Enforcement Agencies, American Correctional Association and National Commission on Correctional Health Care

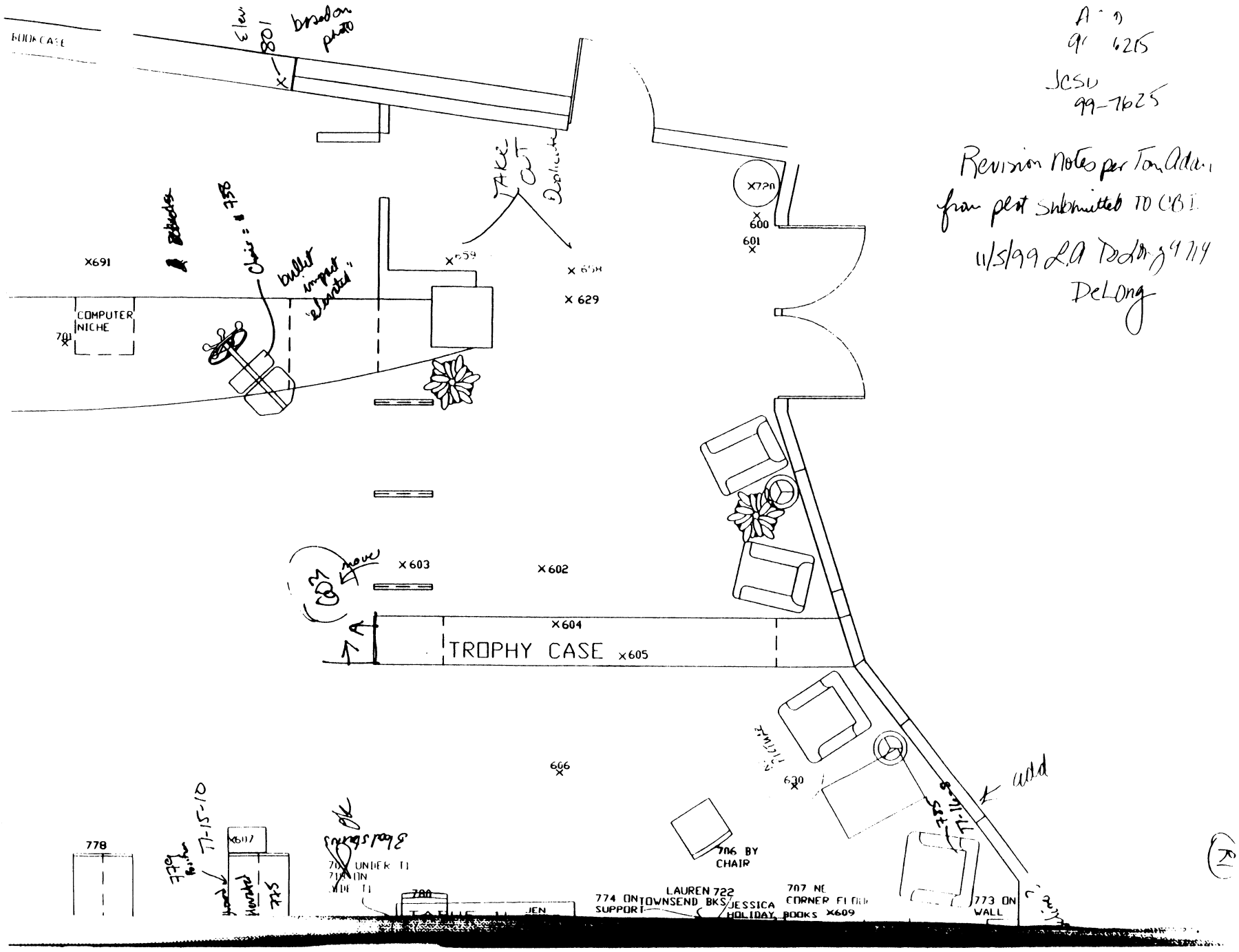

A-D
9' 6215
JCSU
99-7625

Revision Notes per Tom Adam
from plot submitted to CBI
11/5/99 L.A. DeLong 9714
DeLong

JC-001-012643

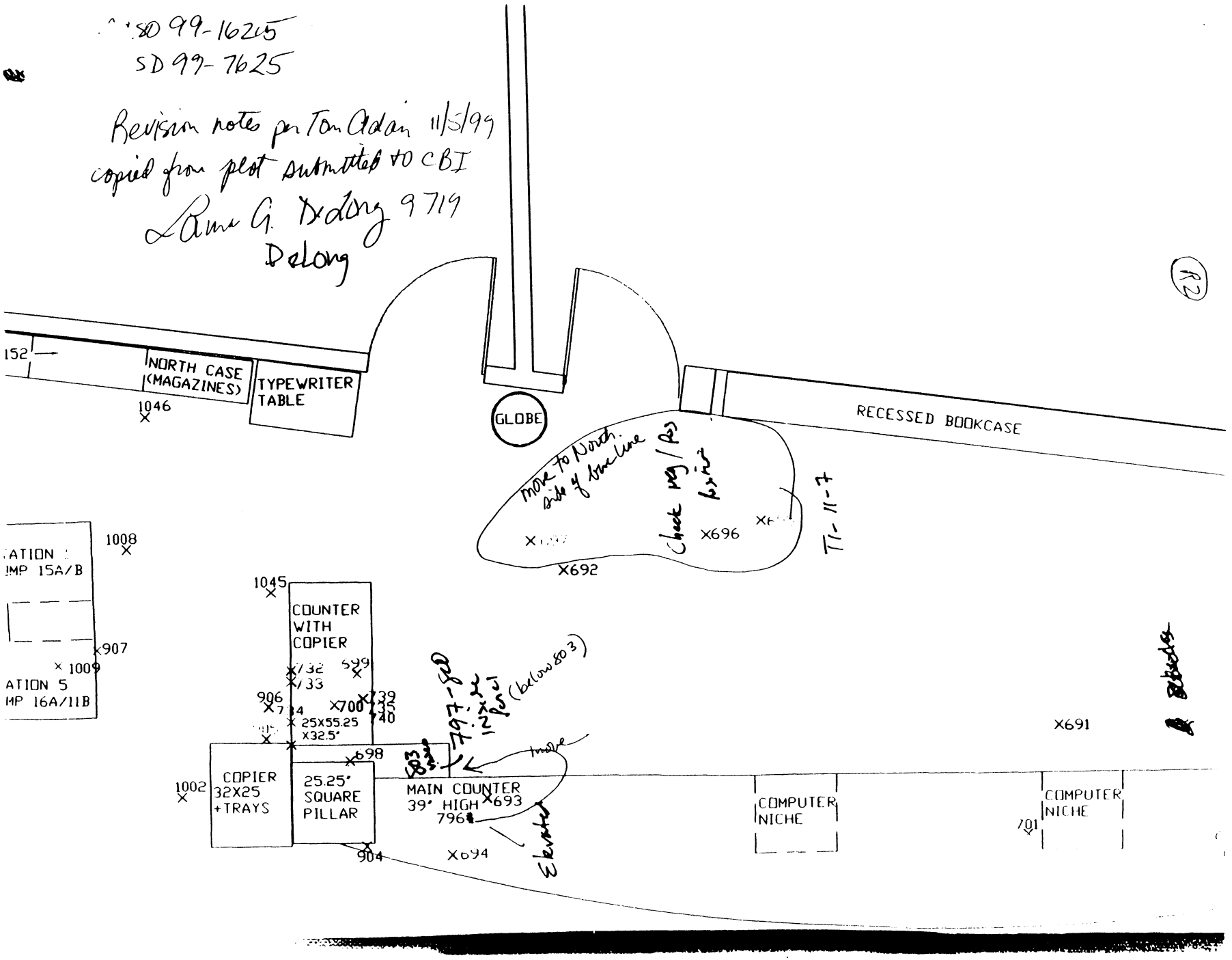

JC-001-012644

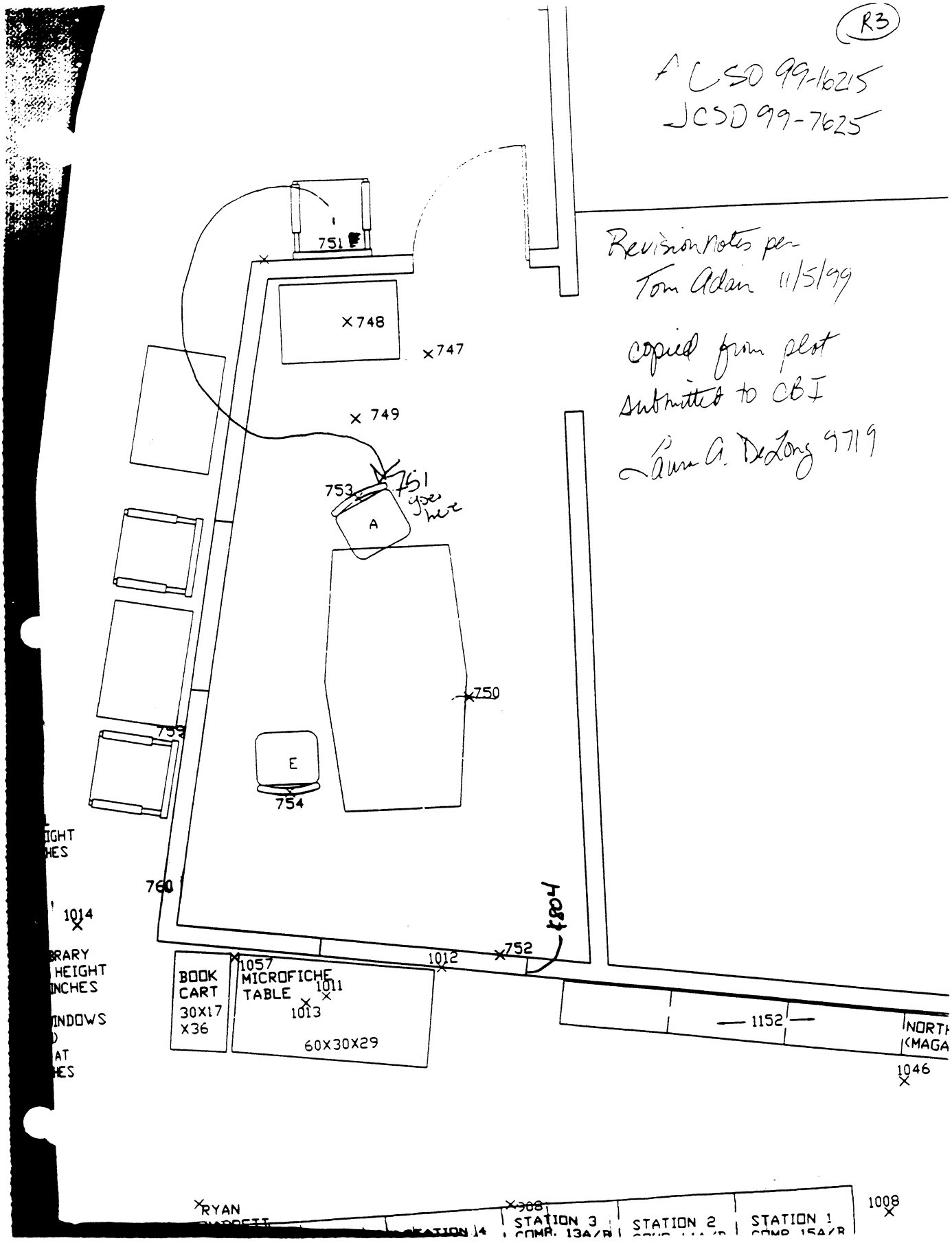

JC-001-012645

ACSO 99-16215
JCSD 99-7625

RA

Revision notes
per Tom Alden
11/5/99

copied from
plot submitted
to CBI
L.A. DeLong
9/19

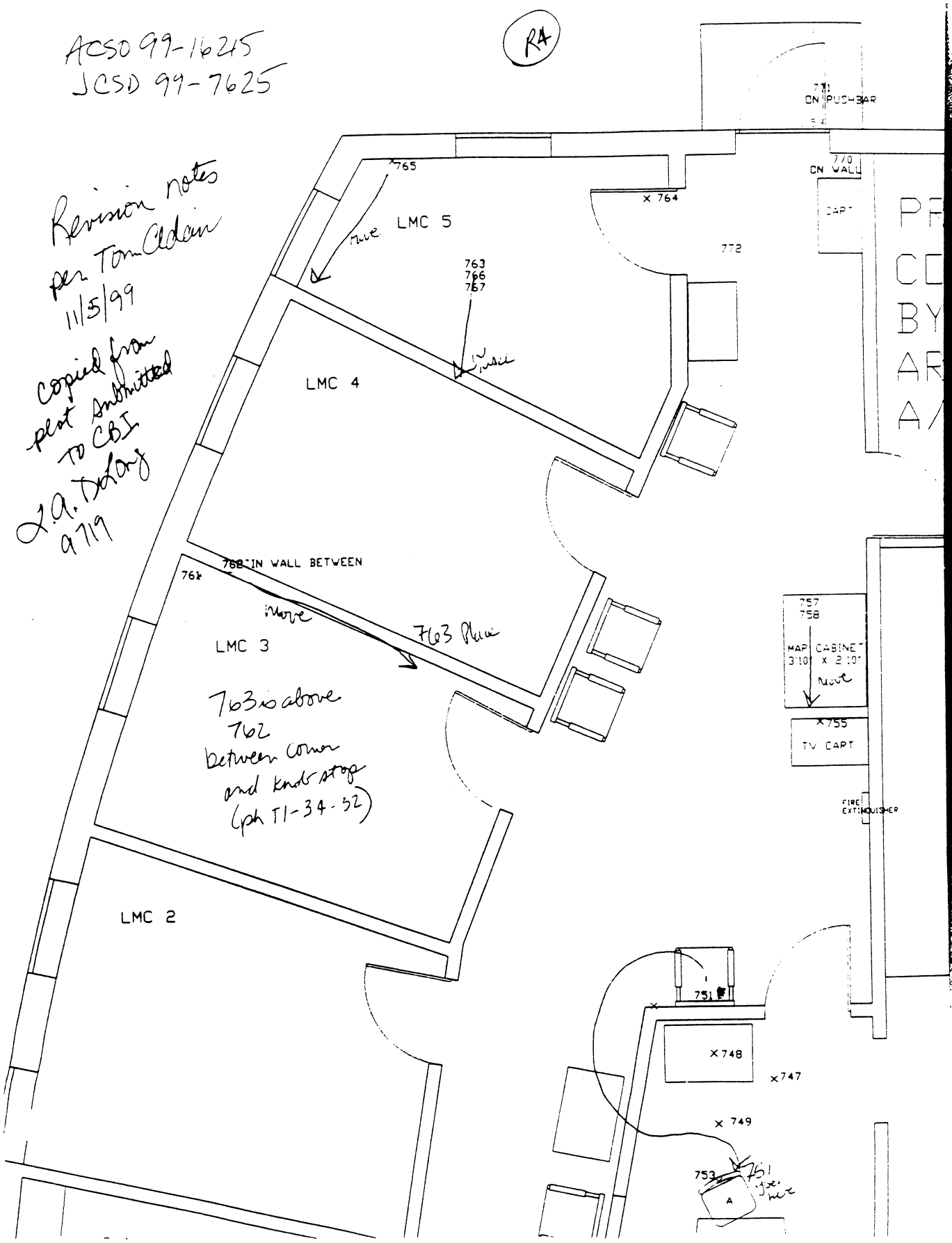

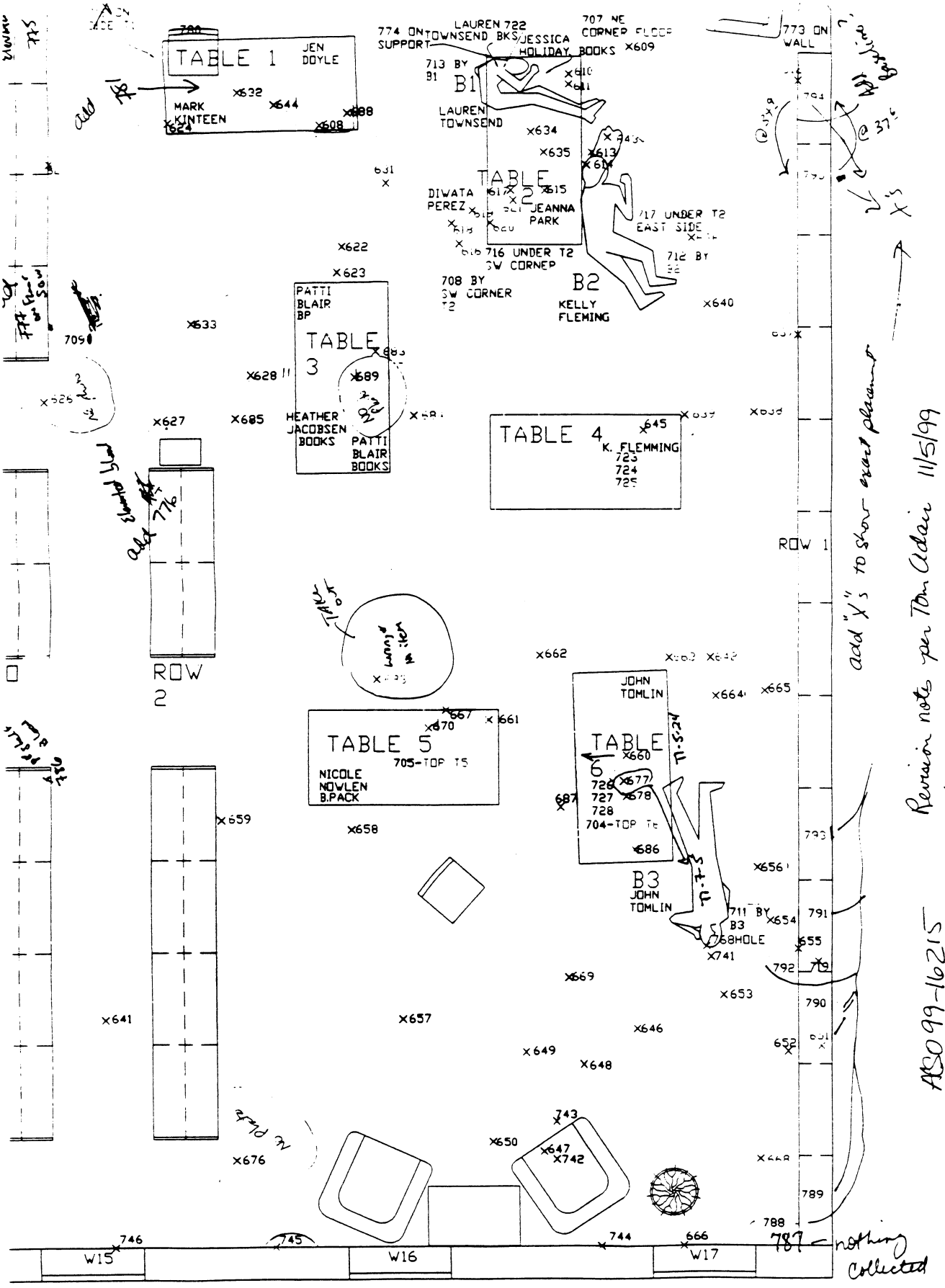

JC-001-012647

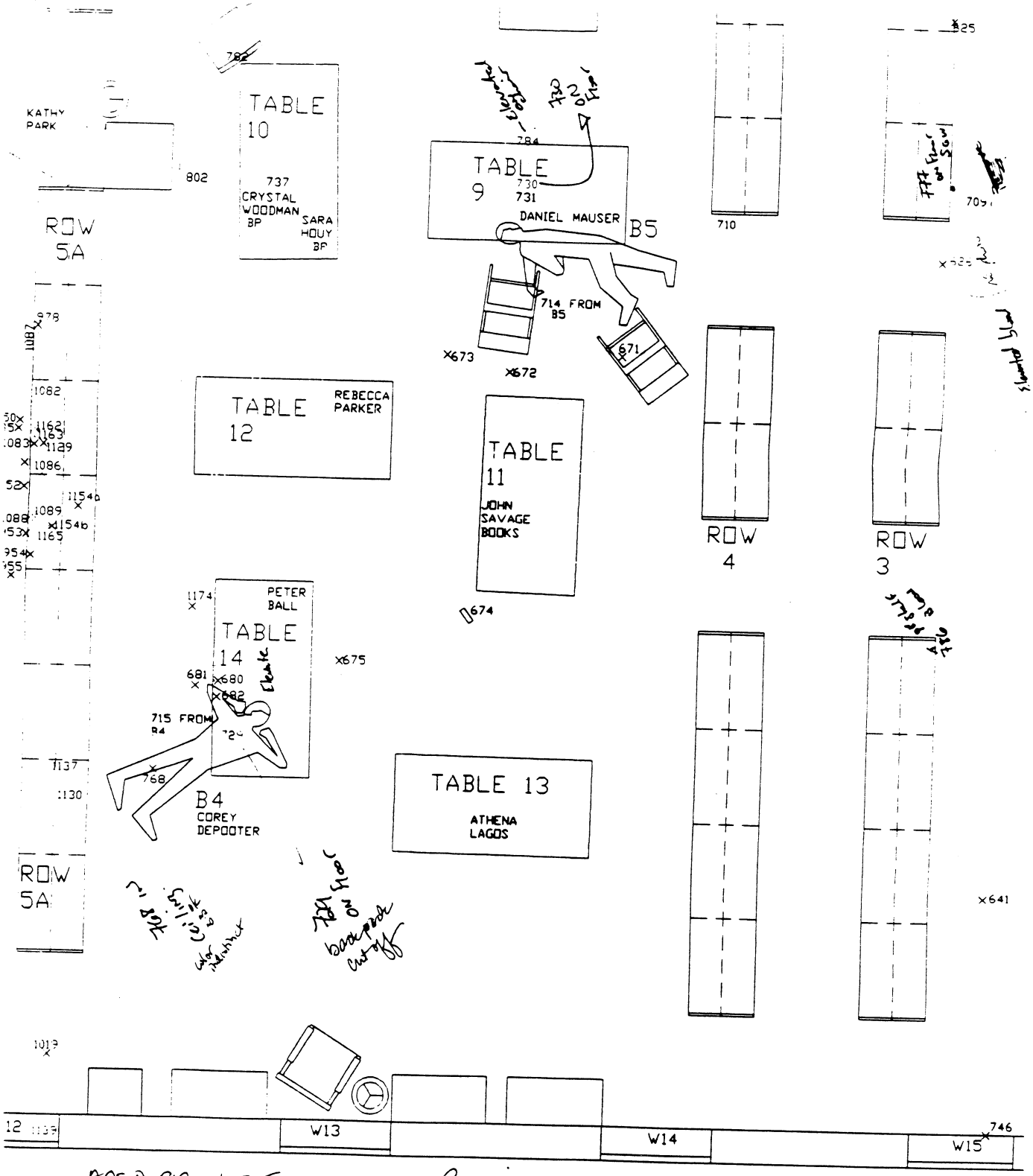

ACSD 99-1625
JCSD 99-7625

Revision notes per Tom Adair 11/5/99
from plot submitted to CBI
L.A. DeLong 9719 DeLong

RB

JC-001-012648

Revisions to Team 1, East side of Library

✓603 – W side trophy case (move)

✓658 – duplicate by entry

✓659 – dup by entry

✓660- off table edge

✓677 - move by B3, corner of T6

✓683 – delete (dup) by T5

✓695 – move to positive side of base line (north) (photo T1-11-7)

✓696 – move north of baseline

✓697 – move north of baseline

✓709 – by R3C ok remove?

✓729 – on floor T14

✓730 – move to floor T9

~~730 – on floor~~

✓738 – chair on check out counter (bullet impact site)

✓751 – elevated in chair, next to 753 (wrong chair)

✓752 – duplicate of 804 – use both numbers

✓757 - other end of cabinet

✓758 - other end of cabinet

✓762 – move closer to door with 763

✓763 - (add)

~~763 – in south wall~~

✓765 – in SW corner, not NW corner

766 – in south wall

✓680 - change layer to elevated

JC-001-012649

99-16213
Jas 9719
11/15/99

add ~~#~~ 20
move #15
[illegible]

Revisions to Team 1, East side of Library

✓ O add 775 R3C

767 – in south wall See [illegible]

✓ 768 – ~~change to elevated~~ already on ceiling layer for R4, B4, T 14

✓ 776 – (add) elevated, R2B, NW corner, blood

✓ 777 – SGW on floor SE corner R3c [illegible]

O ✓ 779 – (add) W of R3c (photo T1-15-10) North end copper

✓ 781 – (add) T1 impact marks on center support of table lead pellet exact location?

~~784 – elevated~~

O 784 – elevated on chair chair 98 Change X layer location not specific – no X made

✓ 785 – (add) on chair lead frag (photo T1-16-8) N. end R1 non-specific spot

✓ 786 - (add) R3A NE corner, elevated blood – [illegible]

✓ 796 – elevated more around corner and take "?" slab on [illegible] T1-17-7

797 – inside panel below 803 pellets

798 – "

799 – "

800 – inside panel below 803 - into pillar, but below counter top level

✓ 801 – (add) elevated back book case – frag. Copper jacket E end pectoral ph [illegible]

✓ 803 – video, elevated

✓ 804 - Copper jacket embedded in wall (752)

need more precise locations for items in Row 1; Adair to provide add'l sketch copies

O mark instead of X for non-measured (non-specific) for level

✓ add baseline along R1

X 787 - on so wall; 1 in w of R1 LISTED AS "NO EVIDENCE" on log (not added)

✓ 788 - 9" fr so wall, 11 in w of R1

✓ 789 - 2^3 fr so, 1 ft. from E wall

✓ 790 in wall, 8^{11} fr so, height 1^2

? 791 - [illegible] copper [illegible] $9^3 + 9^{\pm}$ fr [illegible]

(719 @ 9^4, $+0^8$)

✓ 792 - 9^3 fr so, $1^{\pm}$ fr R1

✓ 793 - 14^8 fr so, 8 in fr E wall

✓ 794 - copper [illegible] 34^9 from so, 9 in fr E wall

✓ 795 - copper pellet $37^{\pm}$ fr so, 11.5 in fr E wall

JC-001-012650

ARAPAHOE COUNTY SHERIFF'S OFFICE

CRIME LAB PROGRESS REPORT — ACSO CR # 99-16215
ASSIST TO OUTSIDE AGENCY - JEFFERSON COUNTY SO — JCSD 99-7625
HOMICIDE - 6201 S. PIERCE, COLUMBINE HIGH SCHOOL
SENIOR LAB TECH LAURA A. DELONG #9719 — DATE OF REPORT: 6/30/99

On 4/20/99 at about 1445 hours I arrived at Littleton Porter Hospital to photograph victims from the shooting at Columbine High School. I was met by ACSO Investigators James Rasmussen, Kevin Heaton, Bruce Isaacson and Paul Goodman, and Detectives Michael Greenwell and George McGlynn of Lakewood PD.

I first photographed **Stephanie Munson, W/F, DOB 052682**, who had a bullet wound through and through at the top of her left ankle.

At about 1450 hours I photographed **Stephen "Austin" Eubanks, W/M, DOB 100781**, with wounds on the left knee, right little finger, and stitched right index finger.

At 1455 hours I photographed **Adam Kyler, W/M, DOB 062482**, who was in a neck brace. He stated he was hit by some object and not any bullets. There were no specific wounds to be photographed.

At 1520 hours I returned to the ACSO Lab to process the victim photographs.

At 1630 hours I was assigned to assist in processing the scene at Columbine High School at 6201 S. Pierce. I reported to Sgt. Beatty at the Command Post about 1500 hours. He informed me there would be a briefing at 1800 hours.

At about 1815 hours Chris Andrist of Jefferson County Sheriff's Office advised us that any pink flags found in the building were put there by bomb squad personnel. The pink flags were to indicate where bomb parts were or explosive devices had been and taken away to make safe.

At 1947 hours, Sgt. Randy West of JCSD gave another briefing to announce that SWAT and bomb personnel were still working on making devices safe, and making another sweep of the building. Nancy Bodelson, the Jefferson County Coroner would be in charge of identifying the bodies and we were not to touch the bodies.

At about 2100 hours, another briefing was held and we were told that more devices had been found in the school and in some cars so we would not be needed until the next day. I cleared the scene at about 2124 hours and then got paged to return at 2142 hours. I returned and was sent home again at 2305 hours.

On 04/21/99 at 0600 hours I returned to the Command Post parked near the school. Teams were assigned at about 0800 hours. I was assigned to Team Two which would be processing the west side of the library. Team Two was initially comprised of the following personnel:

- Tom J. Griffin, Agent - CBI Denver (team leader)
- Alan S. Hammond, Agent - CBI Denver
- Richard Swanson, Agent - CBI Denver
- James R. Jennings, Forensic Photographer - Jefferson County Sheriff's Department
- Jennifer Savage, Deputy - JCSD
- and myself, Laura A. DeLong, Senior Lab Technician - Arapahoe County Sheriff's Office

The following persons were later added to the team:

- Tom Acierno, Deputy - JCSD
- Steve Stalter, Deputy - JCSD
- Peggy Rowlett, Detective - Wheat Ridge Police Department

The school and grounds were still being cleared of explosive devices at this time. Some ammunition was found on Pierce Street in front of the school so I joined a search line at about 0845 hours to see if any other potential evidence could be found. I did not find anything related to the crime.

At 1100 hours I assisted in getting evidence packaging materials ready at the inflated hazmat structure located just outside the main entrance of the school.

I was finally cleared for entry in the school building and was given a tour of the whole scene at 1350 hours on 4/21/99. I brought my equipment into the building at about 1423 hours to commence processing the scene.

I worked in tandem with Senior Lab Technician Tom Adair, who was part of Team One and sketching the diagram for the east side of the library. We agreed to label the west windows from 1 through 10 starting from the north and continuing southward, with "W 1" being in the northwest corner and "W 10" being in the southwest corner. The south windows were labeled 11 through 17 starting from the west and continuing to the east, with "W 11" being in the southwest corner and "W 17" being in the southeast corner.

The tables were also numbered. Tables 1 through 6 were in the eastern third of the library. Tables 7 through 14 were in the center third of the library. Tables 15 through 20 were in the western third of the library.

The rows of book cases running north/south were numbered, starting with "Row 1" along the east wall of the library. Rows 2, 3, and 4 were located to the west of tables #1-6. Rows 5, 6, and 7 were located to the west of tables #7-14. I designated the south sections of the book cases as Rows 5A and 6A. I designated the north sections of the book cases as Rows 5B and 6B. Row 8 was along the west wall below windows #7-10. There was also a book case for magazines along the north wall of the library (Team Two side) and a built-in book case behind the check-out desk (Team One side), but these were not numbered.

The basis for measuring were several base-lines. The main east/west baseline was set at the south side of the center island, which also lined up with the south side of the trophy case. This was arbitrarily chosen since it was one of the few unobstructed sight lines in the library. The main "EW Base" was located 47'10" away from the south wall. Two other east/west base-lines were laid out with tape measures taped to the carpet at two 10-foot intervals to the north of the main east/west base-line. The base referred to as "EW+10" runs between the two computer tables and just in front of the pillar at the southwest corner of the check-out desk (also referred to as the staff service counter) and was located 57'10" from the south wall. The base referred to as "EW+20" runs between the north wall and the northern computer table, and was located 67'10" from the south wall.

The north/south base-lines were also arbitrarily chosen based on the least obstructed sight-lines. The base-line referred to as "18-2 Base" was 18'2" east of the windows on the main E/W base. This ran roughly from the center of the southern computer table, past the southwest corner of Table #16, under Table #15, and about the center of the pillar at the southwest corner of the library. The base-line referred to as "31-Ft" was located 31 feet east of the windows on the main E/W base. This line runs between book case Rows 5 and 6, and between the east edge of the computer tables and the check-out desk. The other base-line in Team One's area is along the west edge of book case Row 4.

The bodies were numbered 1 through 12. Bodies 1 through 5 were in the east side of the library. Bodies 6 through 12 were in the west side of the library.
B 6--Matt Kechter
B 7--Isaiah Shoels
B 8--Steve Curnow
B 9--Cassie Bernall
B10--Kyle Velasquez
B11--Dylan Klebold
B12--Eric Harris

My assignment was to diagram and record the location of evidence in the west side of the library. The area encompassed: the windows; six tables placed at random; two computer tables placed east/west at the north end; four rows of book cases placed north/south; two microfiche viewers on tables, a magazine book case, and a typewriter table along the north wall. Two pillars immediately to the east of Row 5 provided the dividing line between Team One and Team Two.

The windows on the west side of the library sustained damage due to gun fire. Since the cracked areas of glass were not stable, and a weather front was moving in, priority was given to documenting the window area along the west wall. At about 1520 hours, CBI Agent Tom Griffin and I documented the windows using measurements written on Polaroid photos.

At about 1600 hours I began recording furniture dimensions. At about 1647 hours, after laying out a rough sketch, I began recording body measurements and locating evidence immediately around the bodies. I recorded locations for bodies B8, and B10-12. Tom Griffin recorded the locations for bodies B6-7 and B9.

I then continued with measuring items of evidence. I was assisted in measuring by several different people during the time I was at the scene. These included Tom Griffin of CBI, Matt Murray of Denver PD, Jennifer Savage of JCSD, and Peggy Rowlett of Wheat Ridge PD.

Times on scene in the library are as follows:

Wednesday, 04/21/99, from 1350 to 2125 hours
Thursday, 04/22/99, from 0800 to 1700 hours
Friday, 04/23/99, from 0800 to 1900 hours
Monday, 04/26/99, from 0800 to 1730 hours
Tuesday, 04/27/99, from 0730 to 1700 hours
Wednesday, 04/28/99, from 0720 to 1730 hours
Friday, 04/30/99, from 1100 to 1300

I returned to the school to verify measurements and obtain additional measurements on the following dates.

5/4/99, from 0700 to 0900 hours
5/21/99, from 1100 to 1400 hours
06/01/99, from 0730 to 0930

ARAPAHOE COUNTY SHERIFF'S OFFICE

Crime Lab Progress Report — ACSO CR # 99-16215
Assist to Outside Agency - Jefferson County Sheriff's Office — JCSD # 99-7625
Homicide - 6201 South Pierce Street
Senior Lab Tech Laura A. DeLong #9719 — Date of Report: 6/30/99

I worked on preparing a diagram on Autocad and turned over a copy of the file on disk to the FBI's Visual Specialist Paula Ernst on 5/6/99. This basically included the layout of the room and position of furniture and bodies.

Between 04/28/99 and 06/25/99 I worked on adding the location of all the evidence.
On 5/12/99 and 6/3/99, I met with Tom Griffin at CBI to compare photos of the scene with notes to verify positions of different pieces of evidence.

On 6/29/99, from 0900 to 1730 hours, I returned to the school and met with others originally at the scene (Griffin, Adair, Loptein, Rowlett, Jennings, Andrist) and DA Russ Boatwright to discuss the correlation of evidence with witness statements. As a result of reviewing more photos from the scene to the diagram prepared, and against the scene itself, I found that I needed to shift some chair positions, rotate the right foot of Eric Harris, and add a few items of evidence in the Team One area on the east side of the library.

JC-001-012654

ARAPAHOE COUNTY SHERIFF'S OFFICE

Crime Lab Progress Report — ACSO # 99-16215
Assist to Outside Agency -- Jefferson County Sheriff's Department — JCSD # 99-7625
Homicide--Columbine High School, 6201 S. Pierce Street
Sr. Lab Technician Laura A. DeLong #9719 — Date of Report: 7/8/99

Between 6/30/99 and 7/2/99 I modified the diagram of the library at Columbine High School as indicated in the report dated 6/30/99. The diagram was printed to fit the 8.5" x 11" format paper and details were also printed by segments to allow readability and submit to Records.

Poster size versions were submitted periodically to Team #2 Leader Tom Griffin of CBI for review. Large poster sizes of the 7/2/99 version will also be submitted to Tom Griffin.

A copy of the Autocad file disk was submitted to Paula Ernst, Visual Information Specialist of the FBI on this date.

Attachments:

5 pages of overall plans:

- furniture only,
- furniture with bodies,
- shotgun related items of evidence only,
- non-shotgun ammunition items of evidence (includes mixed or undetermined ammunition)
- all items of evidence included

7 pages of detailed enlargements showing the furniture, bodies, and all evidence items

11 pages of evidence location notes

field notes

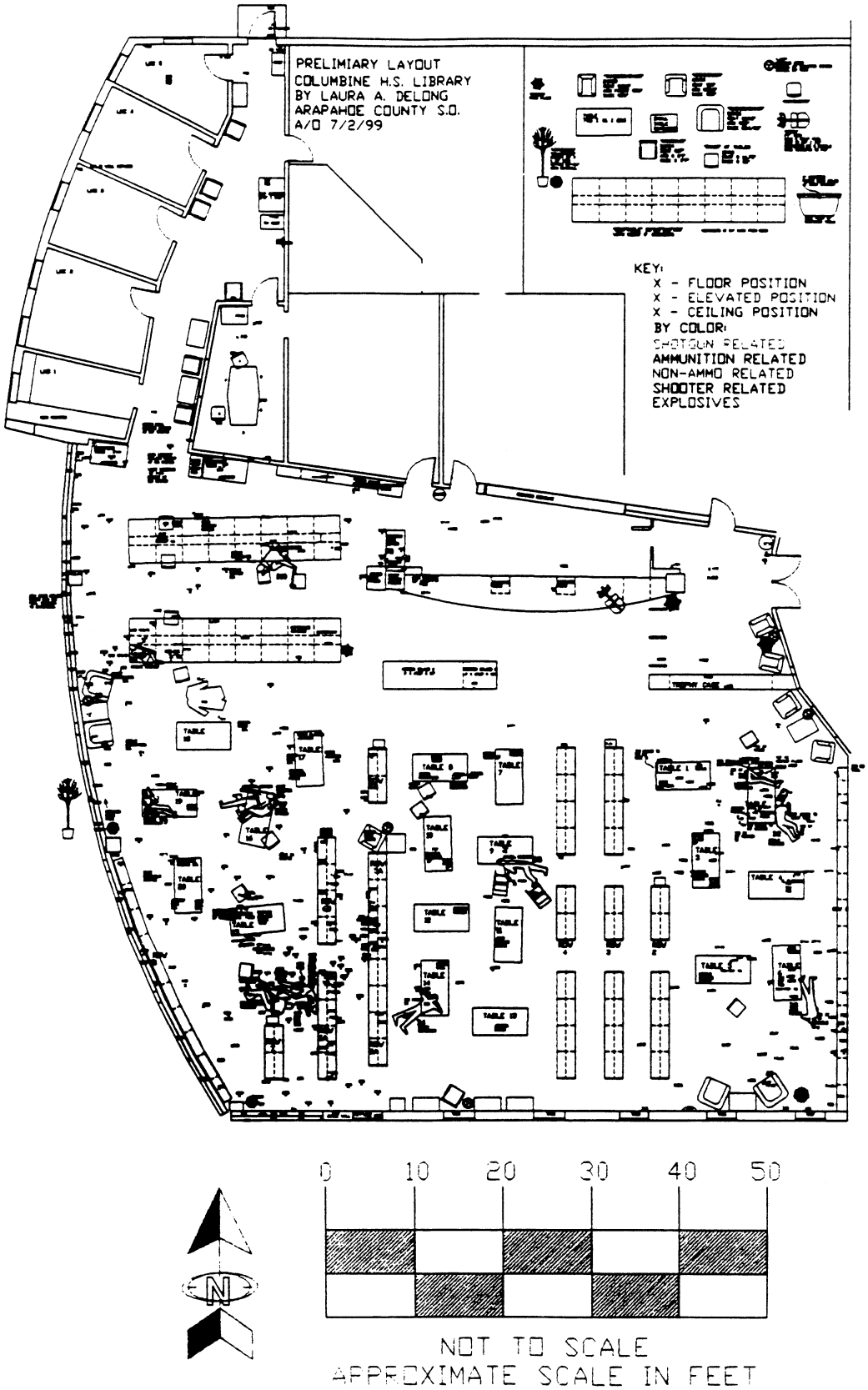

ACSO
99-16215
JCSD
99-7625
Lab 9719

Overall plan
#1, reduced.

JC-001-012656

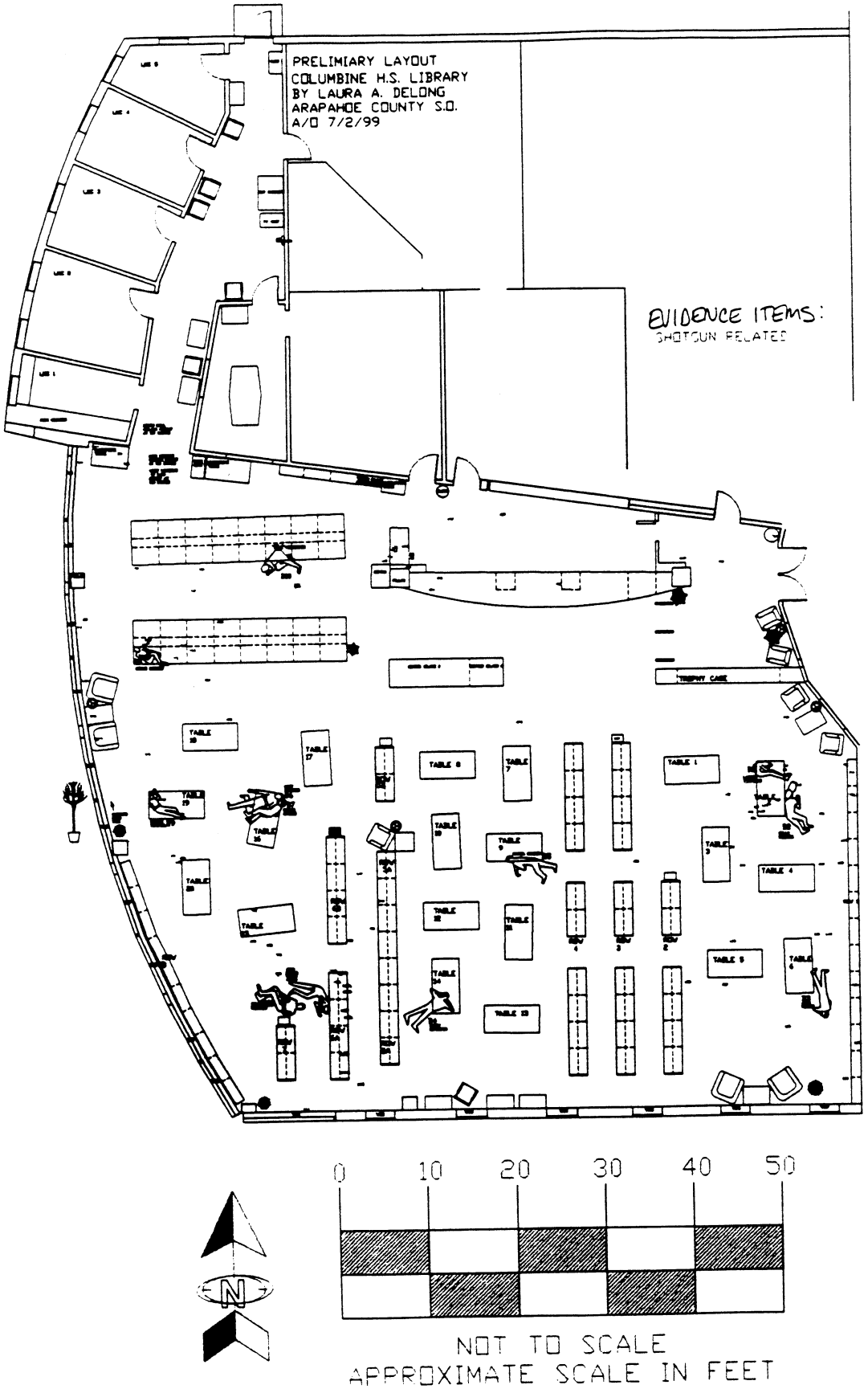

ACSO
99-16215

JCSD
99-7625

Jan 9719

Plan #2
(reduced)

Placement of shotgun related evidence.

JC-001-012657

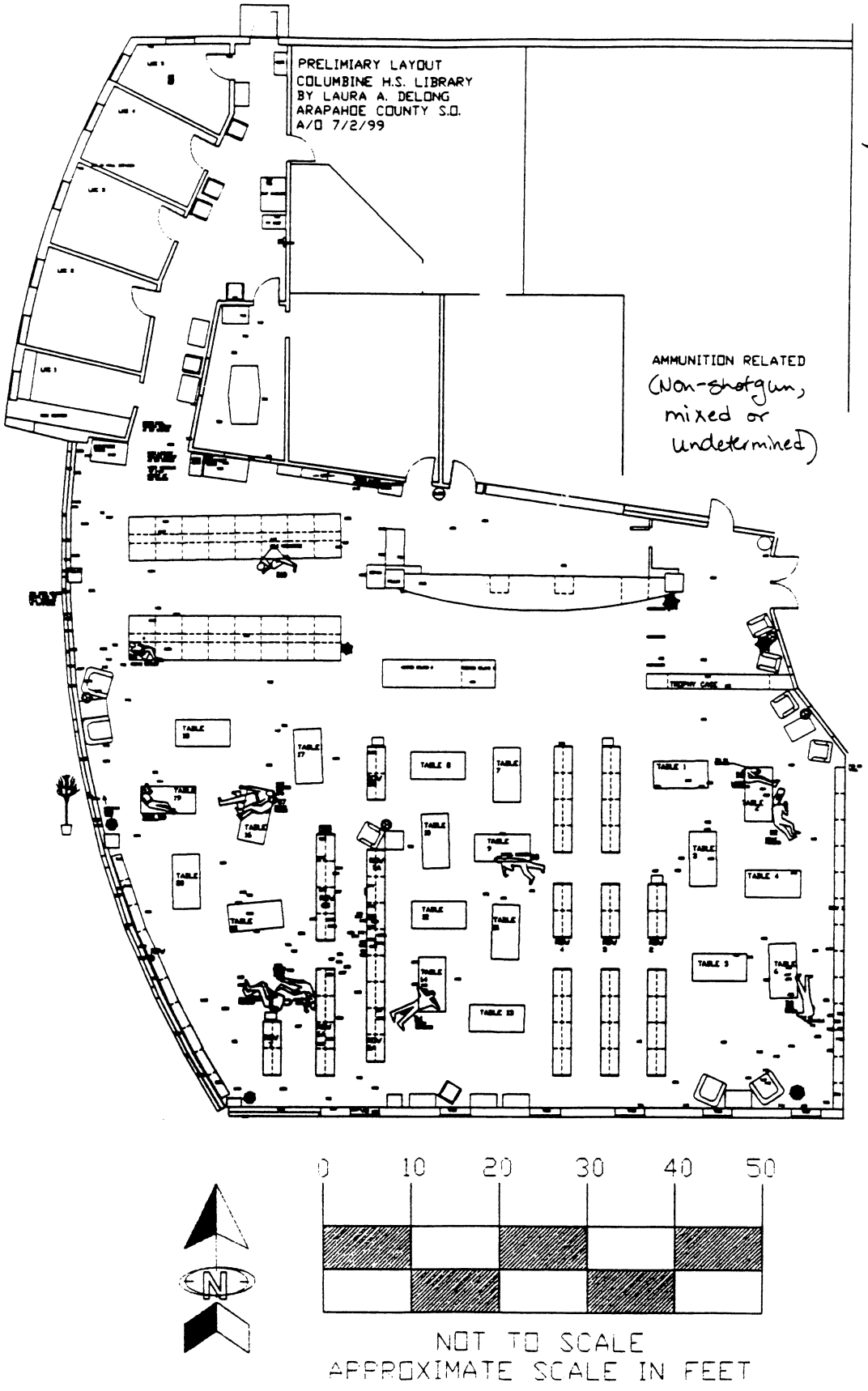

ACSO 99-16215
JCSO 99-7625
Lab 9719

Plan #3
(reduced)

JC-001-012658

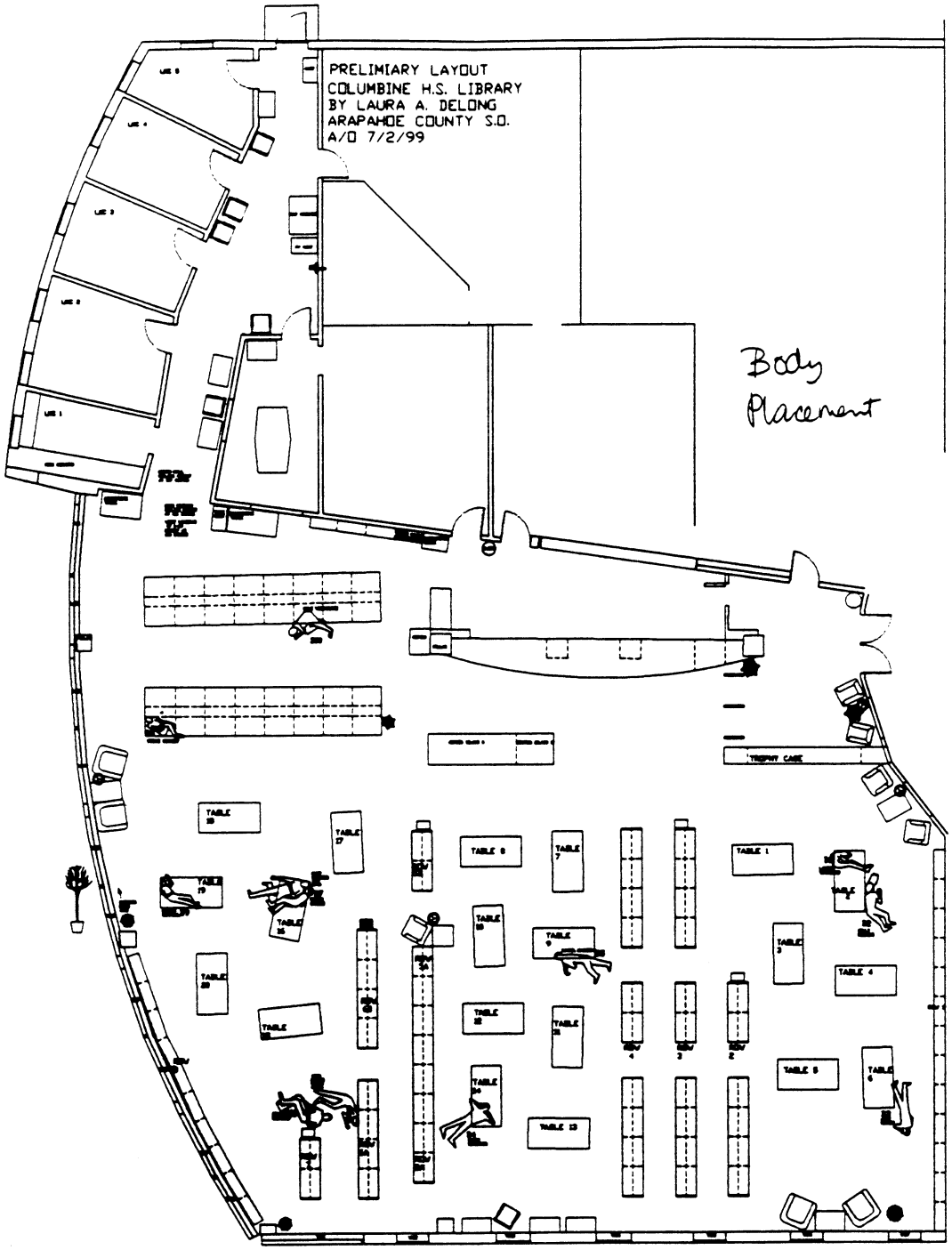

ACSO
99-16215

JCSO
99-7625

Lan9719

Plan #4

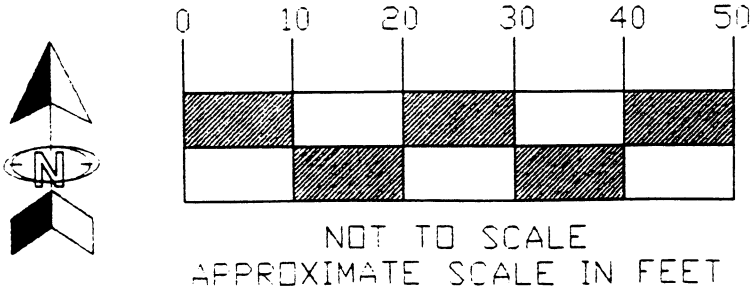

NOT TO SCALE
APPROXIMATE SCALE IN FEET

JC-001-012659

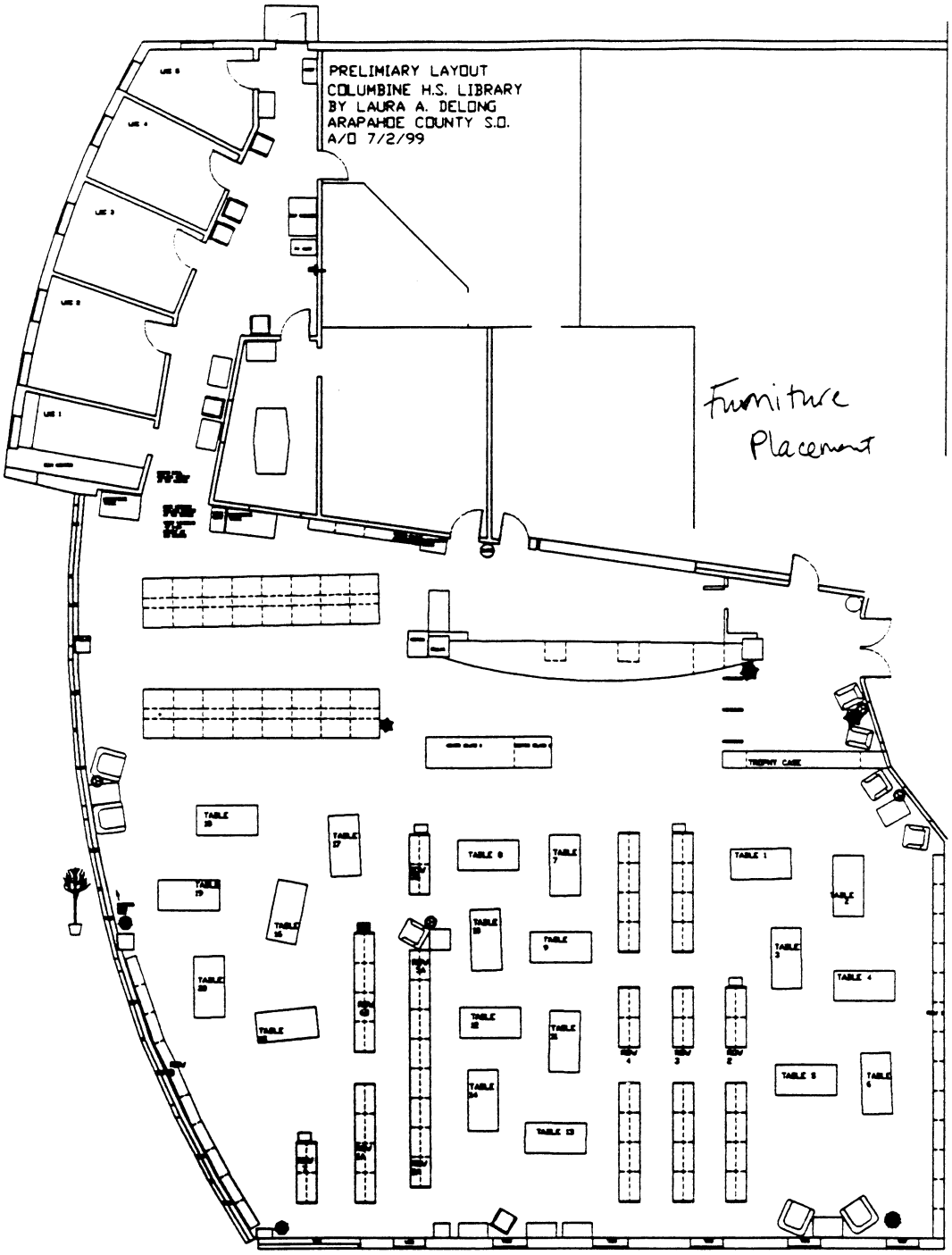

ACSD 99-1621
JCSD99-7625
Ado 9719

Furniture Placement

Plan #5

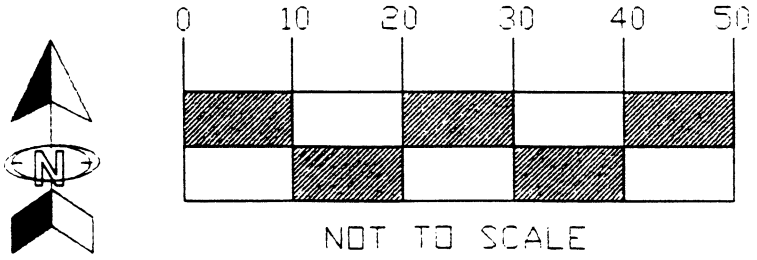

NOT TO SCALE
APPROXIMATE SCALE IN FEET

JC-001-012660

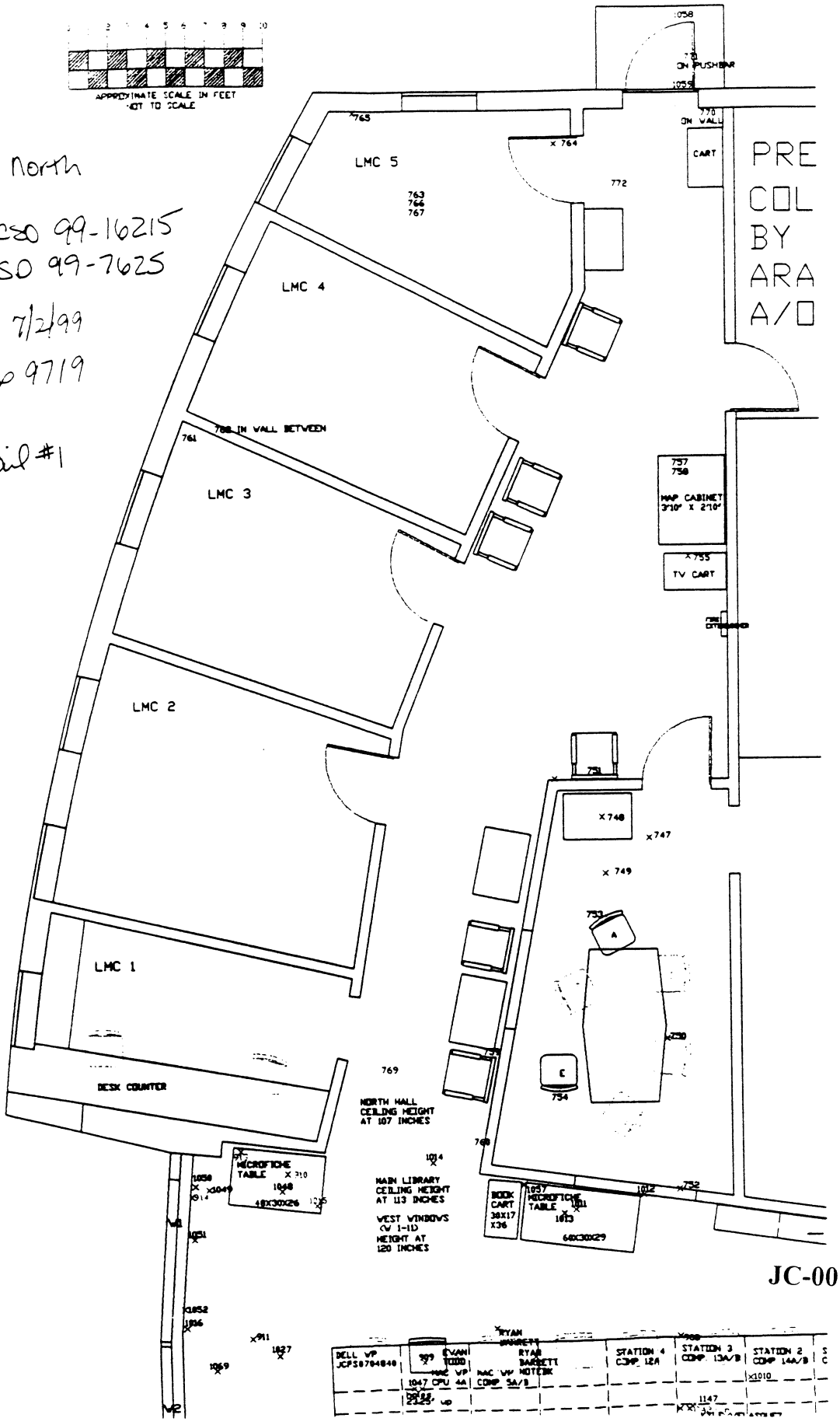

JC-001-012661

↑ North ACSO 99-16215 JCSO 99-7625 a/o 7/2/99 Lab 9719

Detail #2

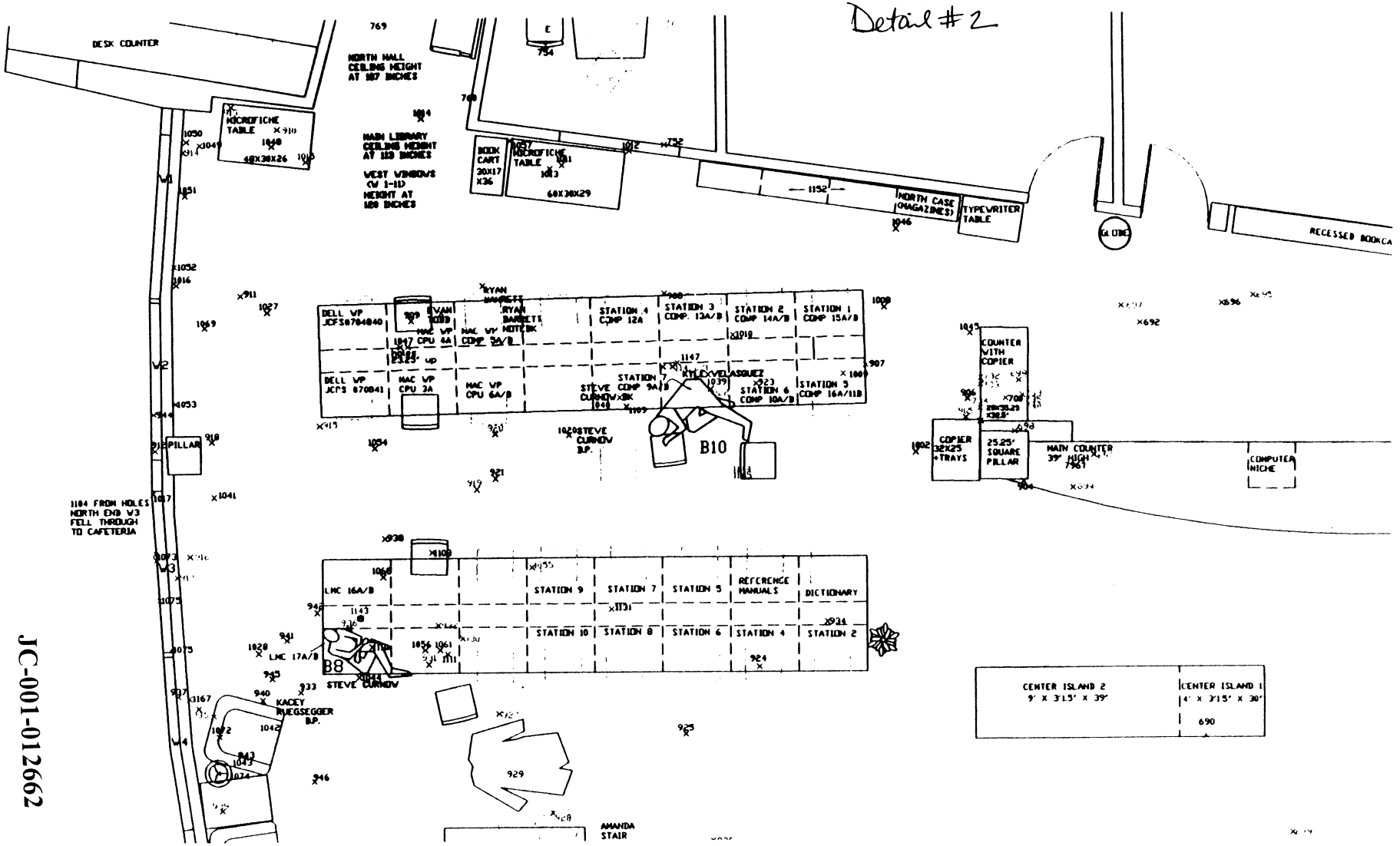

JC-001-012662

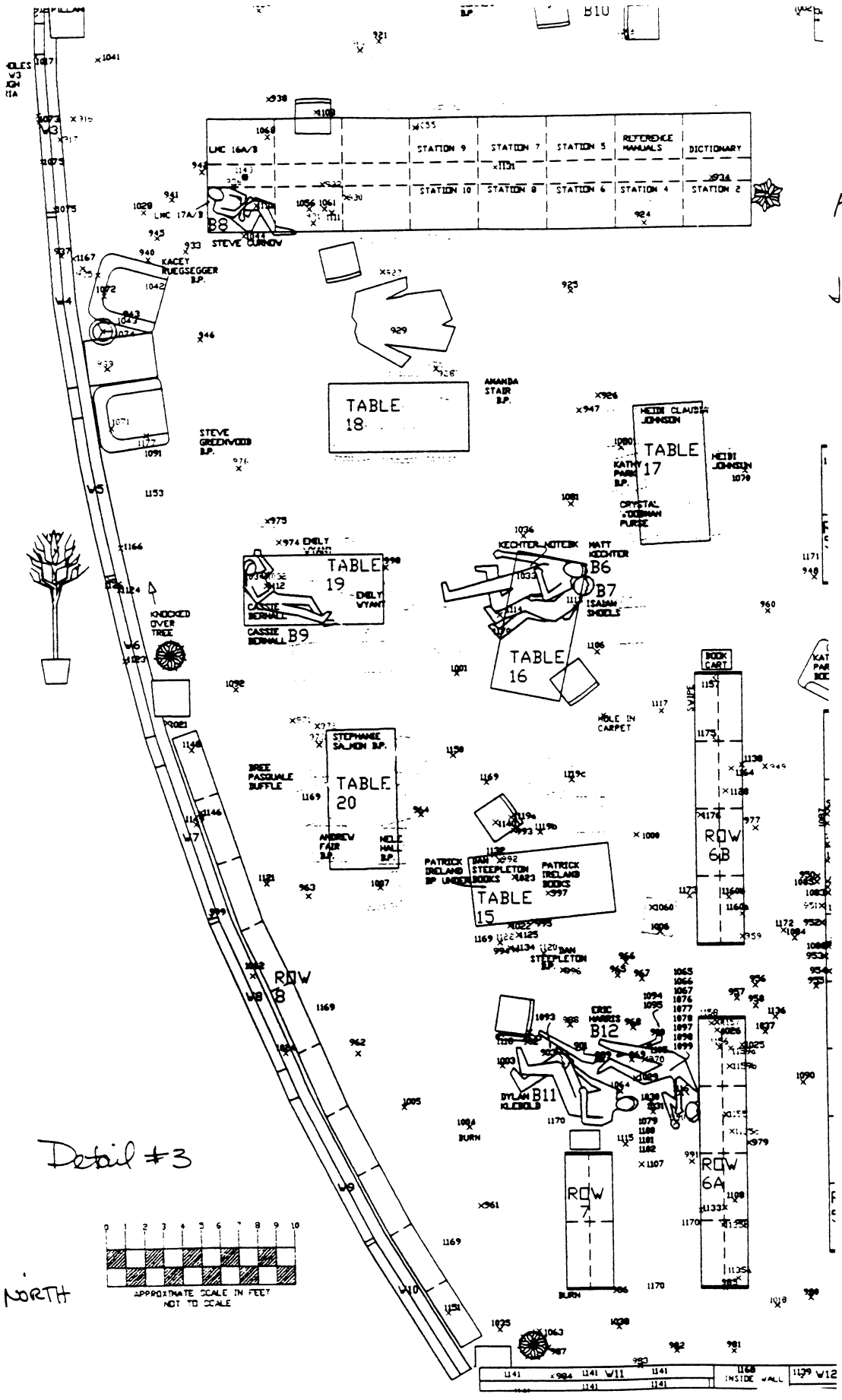

Detail #3

ACSO
99-16215

JCSD
99-7625

9/07/2/99

9719

JC-001-012663

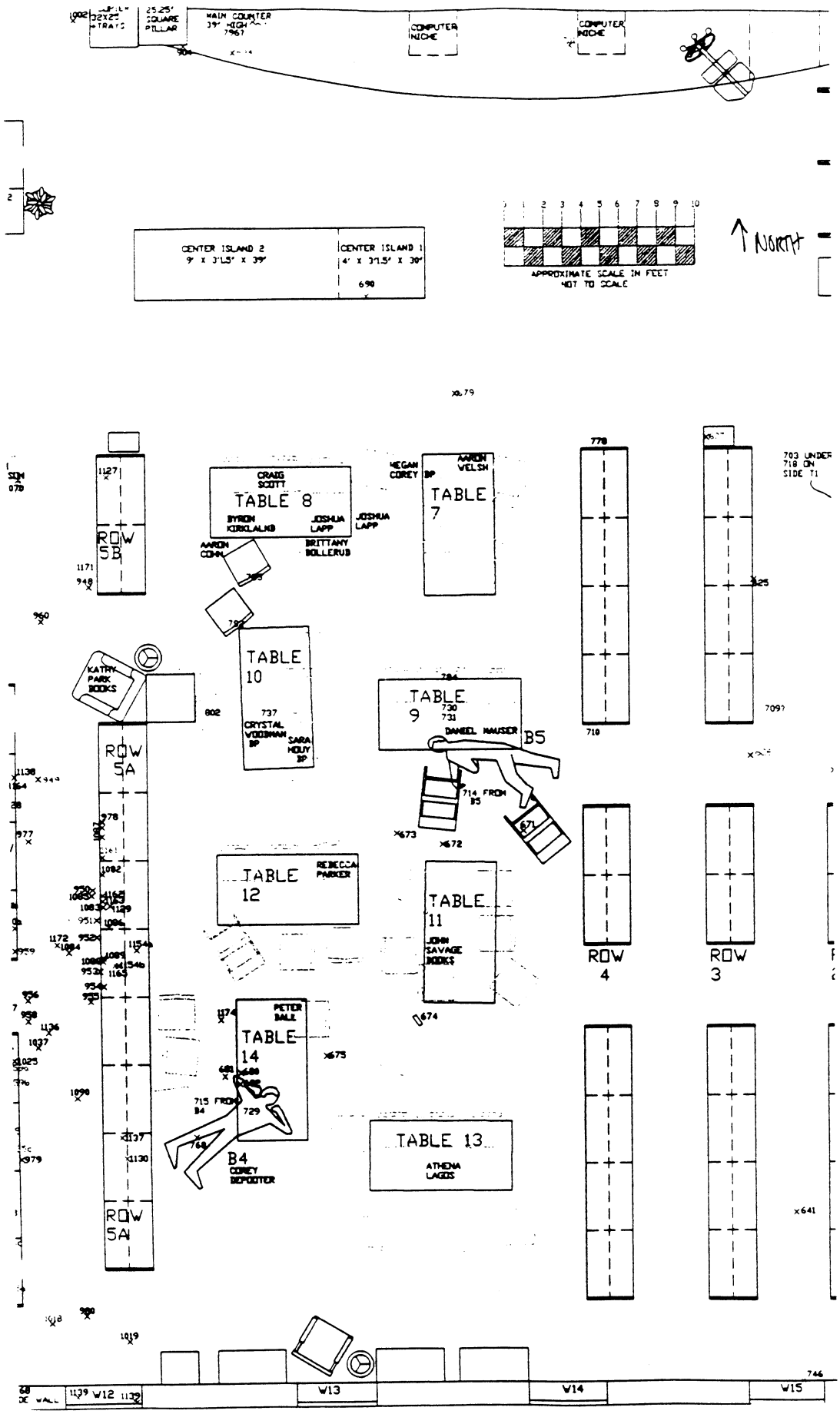

ACSD
99-16215

JCSD
99-7625

alc 7/2/99

Detail #4

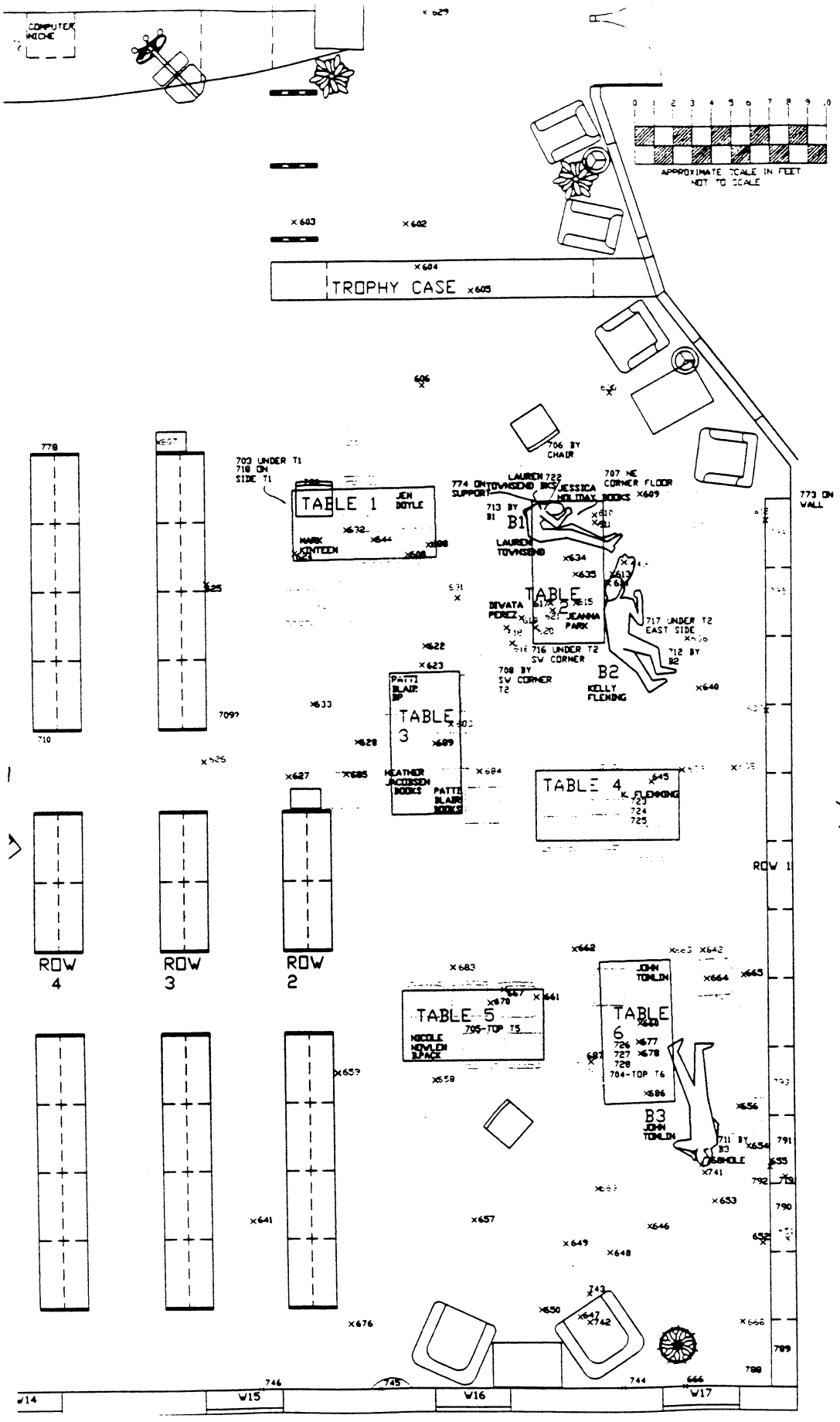

ACSO
99-16215

JCSD
99-7625

a/o 7/2/99
Lao 9719

Detail#5

ACSO 99-16215 JCSO 94-7625 a/o 7/2/99 Zoo 9719

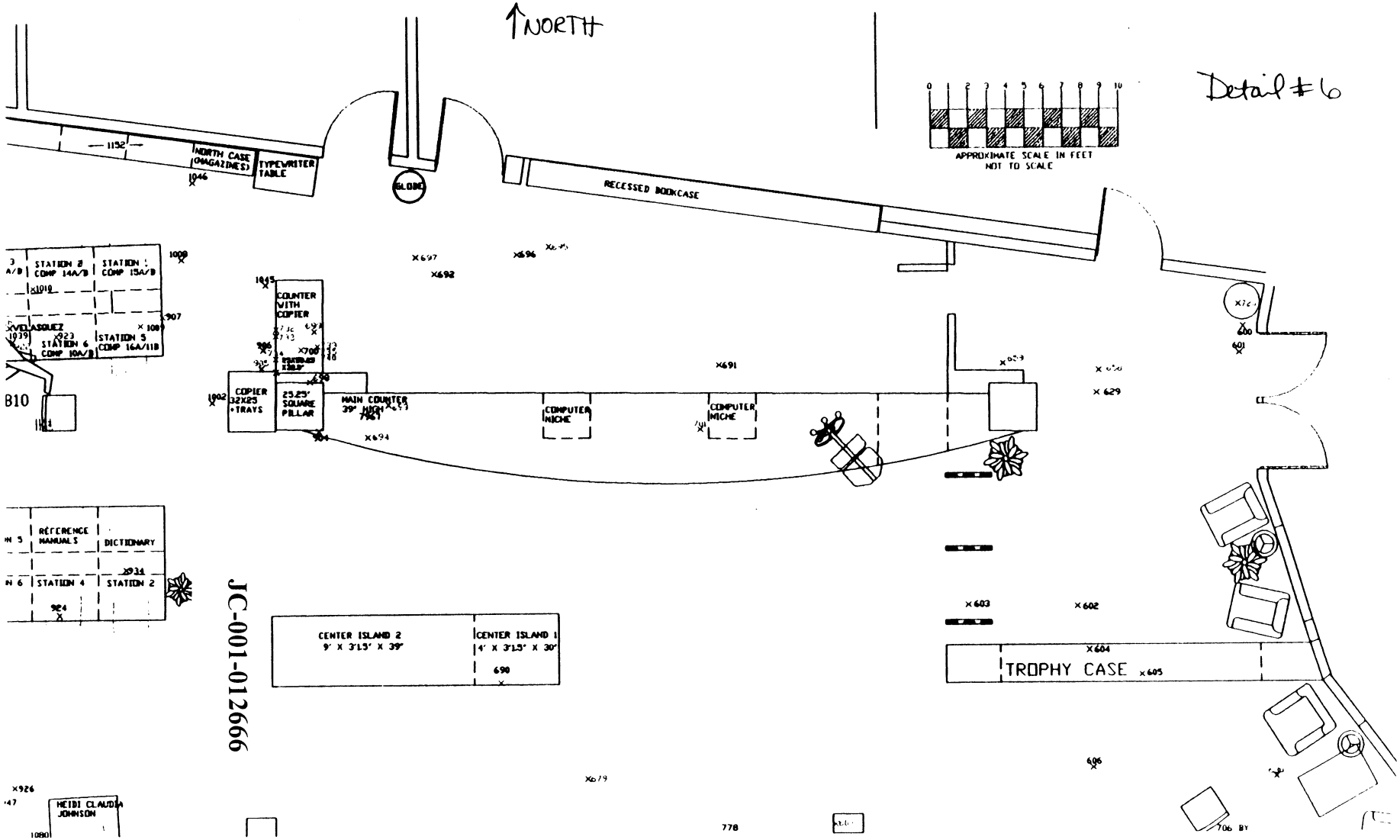

JC-001-012666

ACSO 99-16215 JCSO 99-7625 a/o 7/2/99 dlo 9719

PRELIMIARY LAYOUT
COLUMBINE H.S. LIBRARY
BY LAURA A. DELONG
ARAPAHOE COUNTY S.O.
A/O 7/2/99

↑NORTH

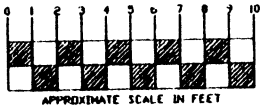

APPROXIMATE SCALE IN FEET
NOT TO SCALE

KEY:

X - FLOOR POSITION
X - ELEVATED POSITION
X - CEILING POSITION

BY COLOR:

SHOTGUN RELATED
AMMUNITION RELATED
NON-AMMO RELATED
SHOOTER RELATED
EXPLOSIVES

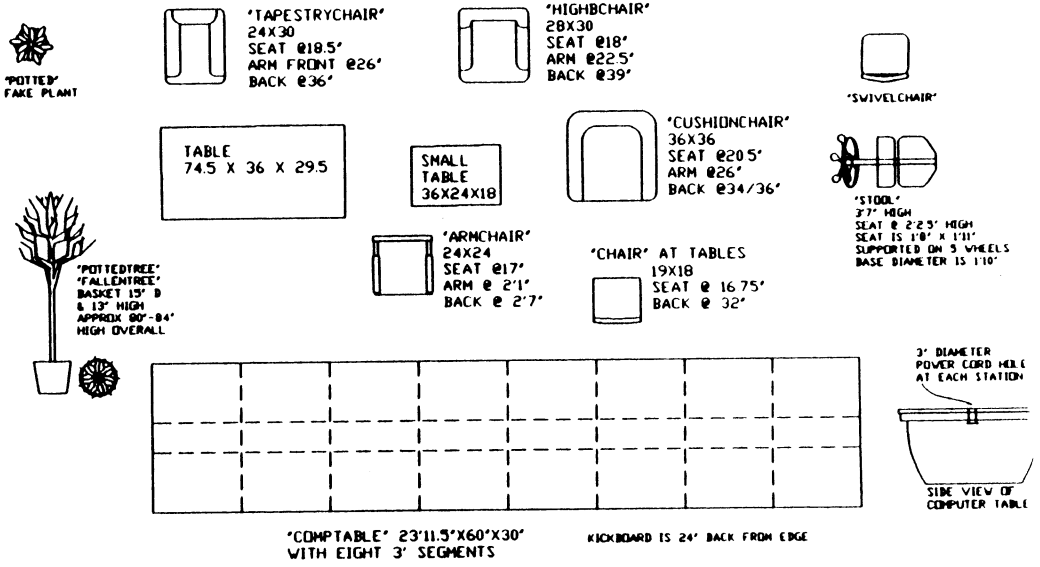

Detail #7
(Furniture)

JC-001-012697

Item #	Description	Page #	Base Reference	Coordinate
924	live 9mm bullet	7	EW	25'1", 38.5"
925	Shotgun shell	7	EW	21' 10", 3"
926	Shotgun shell, gold end - NW T17	10	EW	23', -53"
927	Shotgun shell, gold end	7	EW	13' 7", 14" mid-point
928	Shotgun shell- N of T18	7	EW	15' 11", -38" (under chair)
929	Blk.leather jacket & cigarette case (mid-pt)	7 / 18	EW	14' 0", -16" (between Table 18 and S computer table)
930	Shotgun shell, near 931 (3rd from left)	10	EW	12' 0", 54" - under S side S computer table
931	Shotgun slug - under S side S comp. Table	7	EW	10' 6", 40.5"
932	Shot wad - " " " " " "	7	EW	10' 11", 61"
933	bullet fragment, floor	7	EW	4' 10", 2' 2"
934	Duct tape	7	EW	28' 1", 62"
935	Shotgun shell	7	EW	4", 18"
936	Shot wad - by B8	10	EW	7' 0", 60" top of S comp table, west side
939	Shotgun wads	19	EW	1' 4", -36"
940	.45 bullet live round	7	EW	3' 2", 22"
942	Bomb fragment	10	EW	5' 7", 68"
943	Copper/metal bullet fragment (on jacket)	7/10	EW	2', 1" (S arm N chair by W4)(moved by jacket remova
945	Lead bullet fragment	7	EW	3' 7", 33.5"
946	Bullet 9mm RP	24	EW	5' 5", -21"
947	Copper shell fragment	10	EW	22' 2", -61"
1044	Copper colored metal fragment B8	27	EW	7' 5", 34" - S side B8
1056	Copper colored metal fragment, south side	29	EW	10' 4", 4' 0"
1061	Beads, 2nd seg. fr W, S side S comp table	29	EW	11' 0", 4' mid-point by blood pool
1071	Shotgun shell wad, seat cushion	30	EW	18", -68"
1072	Holes in top of back cushions	32	EW, by W4	1'0", 1'2" and 1' 3", 2-4" north chair back
1074	Lamp shade w/holes	33	EW, by W4	1' 2", -16" (55" high, 10"d base, 14"d shade)
1091	Copper & gray metal fragment	33	EW, by W4	3', -72" (flr on so side so cushion chair) - 77" fits bette
1110	Blood on carpet	39	EW, B8	8', 50"
1111	Blood on carpet	39	EW	11' 4", 46" (seg. 2 from W) by beads
1143	Plastic shot wad & gray metal shot frag	44	EW,s comp table	7' 3", 63" - 7.5" down, 20" from W, 30" from S

ARAPAHOE COUNTY SHERIFF'S OFFICE
Assist to Jefferson County Sheriff's Dept. Columbine HS Library
Senior Lab Technician Laura A. DeLong #9719

ACSO 99-16215
JCSD 99-7625

JC-001-012668

Item #	Description	Page #	Base Reference	Coordinate
0904	bullet fragment under check-out counter overhang	15	EW + 10	36' 8", 17"
0915	Shotgun shell casing	16	EW + 10	5' 9", 46"
0916	Shotgun shell casing	16	EW + 10	0", -22"
0917	Shell casing	16	EW + 10	-7", -33"
0918	Duct tape, NE corner pillar	16	EW + 10	1', 38"
0919	Shotgun shell casing	16	EW + 10	12'8", 12"
0920	Shotgun shell	16	EW + 10	13' 6", 41"
0921	Burnt match	16	EW + 10	13'6", 17.5"
0922	Wadding (behind right foot B10 (Velasquez)	8	EW + 10, B10	23', 64"
0923	student ID for Kyle Velasquez (collected w/body)	8	EW + 10	25', 67"
0938	Bullet jacket, copper	16	EW + 10	8' 7", -13.5"
0941	Copper shell fragment	20	EW + 10	4' 3", -66.5
1020	green backpack, Steve Curnow, 4th sec from west on floor	22 / 16	EW + 10	16' 9", 40"
1028	W end, S comp.table, metal fragment	20	EW + 10	3', -73"
1039	(2) wht.notebooks (1) book, behind knee of B10	15/22, 8	EW + 10, B 10	23'3", 50" (behind #922)
1040	Steve Curnow's notebook top of N comp table, s side	22 / 16	EW + 10	19', 60" (5th section from west)
1041	metal fragments	24	EW + 10	1' 9.5", 9"
1054	Copper colored fragment	26	EW + 10	8' 2", 34"
1055	Copper colored pellet, 4th seg. W under S comp table N	26	EW + 10	15' 1", -29" (south Station #9)
1068	Gray metal fragments, N side S comp.table (1st seg.)	32	EW + 10	8' 6", -33.5"
1103	Copper colored fragment, projectile 6" to S of hole in seat	34	EW + 10	10' 8", -21" (hole is 16.75" high)
1109	Carpet with blood	37	EW + 10, B 10	25', 55", 4th from E, S side N comp.table
1131	Copper colored frag between S computer stations 7 & 8	39	EW + 10	18' 7", -5'1" S comp table, 5th from west
1142	(2) copper colored frags/pellets	43	EW + 10	a:20' 10", 76" b: 21' 3", 76"
1144	Plastic shotgun shell wad backrest of chair, 2nd seg fr E	44 / 34	EW+10,NcompT	SW leg 24' 4", 16.5" (28" up) S side NcompT
1145	Copper& gray metal frag/pellet, rt. side upright of chair	34 / 44	EW + 10, "	SE leg 25' 10", 16.5" (27 1/4" up-rt.wood)

ARAPAHOE COUNTY SHERIFF'S OFFICE
Assist to Jefferson County Sheriff's Dept. Columbine HS Library
Senior Lab Technician Laura A. DeLong #9719

ACSO 99-16215
JCSD 99-7625

JC-001-012669

Item #	Description	Page #	Base Reference	Coordinate
0908	red baseball cap w/blood & hole, 3rd computer fr E	15	EW + 20	21', -5" (67' 5" from S)
0909	monitor shot through, N side N table 2nd sec fr W	20	EW + 20	9' 10", -18"
0910	Shotgun shell	15	EW + 20	4', 83" (NE microfiche table)
0911	Shell casing	15	EW + 20	2' 4", -4" (67' 6" from south))
0913	Shot case	15	EW + 20	2', 95" (NE microfiche table) on top
0914	Shot wad fragment	15	EW + 20	-2", 71.5"
1010	hair & tissue on top of CPU 14A top of N station 2	15	EW + 20	24", -27" N comp table, Sta.2
1011	Bullet fragment, on table behind microfiche viewer	20	EW + 20	@16' 4" - 12" fr N wall, 3" fr W edge window
1012	projectile impact on window frame top - PHOTO	16 / 20	EW + 20, N wall	19' 6", 70"
1013	bullet fragment under microfiche table	15	EW + 20	16', 61"
1014	copper jacket on floor by NW hall	15	EW + 20	10' 4", 88"
1015	Shot wad fragment on top michrofiche table by W1	15	EW + 20, W1	5' 3", 66" (top of table)
1016	Bullet fragment on floor by W1	16	EW + 20	-6", 2"
1027	Lead fragment	20	EW + 20	3' 6", -13"
1047	PHOTO holes in kickboard under N side N comp table	26	EW + 20	9' 4", -32" & 9' 8", -32" (23.25 high)
1048	Copper colored fragment	26	EW + 20	3' 9", 74"
1049	Gray metal colored fragment	26	EW + 20	7", 75"
1050	Gray metal colored fragment	26	EW + 20	0", 77"
1051	Copper colored fragment	26	EW + 20	-1", 49"
1052	Copper colored fragments	26	EW + 20	-7", 12"
1053	Gray metal colored fragments	26	EW + 20	-7", -61.5"
1057	gry metal fragments under microfiche table	26	EW + 20	14' 3", 76"
1069	Gray metal fragments by W1/W2 on floor	33	EW + 20	9", -21"

ARAPAHOE COUNTY SHERIFF'S OFFICE
Assist to Jefferson County Sheriff's Dept. Columbine HS Library
Senior Lab Technician Laura A. DeLong #9719

ACSO 99-16215
JCSD 99-7625

JC-001-012670

Item #	Description	Page #	Base Reference	Coordinate
0900	Savage 12 ga pump shotgun, taped stock, A232432	10	18-2, Row 6a/7	33'10", 64" barrel/33' 0", 87.5"
0901	Hi Point 9mm carbine rifle, A59610	10	18-2, Row 6a/7	32' 8", 23" and 34.5", 51"
0902	12 gauge, dbl barrel, sawed-off Savage shotgun, A0775138	10	18-2, Row 6a/7	32' 10", 0" back to 32'10, 23.5"
0903	9mm semi-automatic pistol, Intra Tec DC9	10	18-2, Row 6a/7	33' 5", 23.5" and 33'5", 34.5"
0961	Spent 9mm casing by book	12	18-2, R7/W10	40' 5", - 8.5"
0962	Skull fragments	12	18-2, sw Table 20	33' 7", -73.5" collected by Coroner
0963	Duct tape w/embedded lead shot	12	18-2, SW of T 20	26' 7", -99"
0964	Duct tape	12	18-2, E of T 20	23' 0", -38"
0965	Spent 9mm cartridge	12	18-2, SE of T 15	30' 3", 65"
0966	Spent 9mm cartridge	12	18-2, " T 15	29' 8", 69.5"
0967	Spent 9mm cartridge	12	18-2, " T 15	30' 5", 78"
0968	Spent 9mm cartridge	10	18-2, W of Row 6	32' 7", 73"
0969	9mm shell casing	10	18-2, rt of B12	34'0", 72"
0970	Shot wad	10	18-2, rt of B12	34', 79"
0971	Shotgun shell, silver end (in line w/pillar between W6/W7)	13	18-2, NW of T 20	18' 9", -106"
0972	Shotgun shell, gold end (" " " " W6/W7)	13	18-2, " T 20	19', -93"
0973	Shotgun shell, gold end (" " " " W6/W7)	13	18-2, " T 20	19' 10", -92"
0974	Shell casing, front of W6/W7	13	18-2, N of T 19	10' 10", -112"
0975	Bullet casing, north of B9	13	18-2, N of B9	11' 10", -117" (sketch & ph more N-9'10"?)
0976	Shotgun shell, gold end - near S. Greenwood BP	13	18-2	7' 6", -133"
0988	Shotgun wad by B11	24	18-2, N of Row 7	32' 5", 39.5"
0989	Single stack magazine - floor between B11/B12	10	18-2	34', 54" (mid-pt)
0990	Shotgun shell wad	10	18-2, B12	36' 10", 95.5"
0992	Shotgun shell plastic wad, under Table 15	12	18-2, T 15	25' 1", 3.5"
0993	Gray metal fragment, under chair	12	18-2, T15	23' 9", 11"
0994	Pieces of glass bottle "Starbucks" label	12	18-2, S of T 15	29', 8.5"
0995	Gray metal fragment - under table 15	12	18-2, T 15	27' 10", 21"
0996	Plastic shot shell - floor by D. Steepleton BP	12	18-2	30', 36"
0997	Residue & burned papers - top of table 15	12	18-2, T 15	26' 7", 29" (mid point)
0997B	Charred spiral notebook - top of table 15	12	18-2, T 15	26' 7", 29"
0997C	Liquid Soaked paper towels???	12	18-2	Mid point
0998	Bullet fragment, slug	13	18-2, E of T 19	12', -55"
1000	Duct tape	26	18-2, E of T 15	24', 76"

ARAPAHOE COUNTY SHERIFF'S OFFICE
Assist to Jefferson County Sheriff's Dept. Columbine HS Library
Senior Lab Technician Laura A. DeLong #9719

ACSO 99-16215
JCSD 99-7625

JC-001-012671

Item #	Description	Page #	Base Reference	Coordinate
1001	"Frappuccino" lid, floor by B7, under SW chair byTable 16	13	18-2, T 16	16'9", -18"
1003	Lead bullet fragment - flr NW of Row 7 between feet & base	11	18-2, R7/B11	34' 2.5", 3.5"
1004	Lead bullet fragment (bum mark by it)	11	18-2, R7/W9	36' 11", -14.5"
1005	Bullet fragment	12	18-2, Window 9	36', -49"
1006	Lead bullet fragment - under chair between T15 and Row 6	12	18-2, T15/Row 6	28' 4", 88"
1007	Duct tape, top of chair, south side of table 20	12	18-2, S of T 20	26' 3", -60"
1021	Copper colored jacket fragment - between pillar & Row 8	13	18-2, Window 6	17' 7", -14' 6"
1022	Sage/khaki baseball cap w/ hole	18	18-2, S of T 15	28', 8.5"
1023	Gray metal fragment	18	18-2, under T 15	25'10", 11"
1024	Bullet fragment, on front sill of Window 8, 31.5 " up	18	18-2, W 8	33' 6", -9' 3"
1029	Spent 9mm casing - by head of B12	24	18-2, B12	34' 10", 74"
1030	Gray metal fragment	24	18-2, B11/B12	35' 11", 82"
1031	Spent 9mm casing	24	18-2, B11/B12	36' 4", 83"
1032	Pellet fragment (sort of in line w/ #998) under T 19	19	18-2, T 19/ W6	12' 3", -9' 11"
1033	Blu/blk notebook, top NE corner Table 16, Matt KECHTER	18, 22	18-2, top T 16	12'6", 0" (notes transposed w/ #1033)
1034	Blu/brown backpack w/misc. books, NE corner top Table 19	24 / 18	18-2, top T19	NE corner - Owner Cassie BERNALL
1035	Lead bullet fragment	22 / 16	18-2, s end W10	46' 1", 0"
1036	Blue backpack, Matt KECHTER, NE corner floor by T19	18, 22	18-2, T 19	10'8", 18" (notes transposed w/ #1036
1060	R-Addidas tennis shoe(bloody) under chair	29	18-2, E of T 15	27' 3", 7',0"
1063	Duct tape fragments, top & side of tree basket	30	18-2, N of W 11	46' 2", 21" (basket height 13", d-15")
1064	Blk BB cap w/Boston Red Sox "B" emblem, B11 KLEBOLD	30	18-2, B11	35' 6", 60" (s/b above rt shldr,not on it)
1065	Black pants (cut off body)	30	18-2, B12	34' 6", 80"
1066	OD green ammo belt/pouch (empty)	30	18-2, B12	33' 8", 80"
1067	Grey ammo pouch w/live shotgun shells	30	18-2, B12	35' 3", 7',0"
1076	Blk knife, wood block w/hole in right front pocket B12	33	18-2, B12	right front pocket of Harris
1077	dagger type knife in nylon sheath w/two spikes	33	18-2, B12	left boot
1078	large knife w/blk leather sheath (curved "Pakistan"???)	33	18-2, B12	right boot
1079	large handled knife in leather sheath	33	18-2, B11	left hip of Klebold
1080	Wood chunk (match w/ chair by B10), on floor W of T16/17	34	18-2, T16/T17	6' 9", 70"
1081	Copper colored fragment	34	18-2, N of T 16	9' 3", 43"
1092	Metal fragment- between T19/T20, floor front of W5	35	18-2, T19/T20	17' 4", -136"
1105	Spent 9mm casing, under trousers of B12 HARRIS	36	18-2, B12	33' 5", 81"
1106	Pieces glass w/threads, floor East of Table 16	35	18-2, E of T 16	15' 10", 56"

ARAPAHOE COUNTY SHERIFF'S OFFICE
Assist to Jefferson County Sheriff's Dept. Columbine HS Library
Senior Lab Technician Laura A. DeLong #9719

ACSO 99-16215
JCSD 99-7625

JC-001-012672

Item #	Description	Page #	Base Reference	Coordinate
1113	Carpet sample w/blood, east of Table 16	37	18-2, Table 16	13' 10", 45"
1114	Carpet sample w/blood, west of Table 16	37	18-2, Table 16	14' 2", 5"
1115	Carpet sample w/blood,by B11 KLEBOLD	36	18-2, B11	37' 9", 68"
1116	Carpet sample w/blood, by head of B12 HARRIS	40	18-2, B12	35' 6", 98"
1117	Carpet sample w/blood, W of R6B, N end	37	18-2, NW of R6	18' 6", 90"
1118	Gray metal frag, floor S of Table 15 by 902 & chair	37	18-2, B11	32' 10", 3"
1119	Pcs glass w/lid threads- seat,behind &E of chair, T15	36	18-2, NW chair	a:23' 2",10"top/ b:23'10",25" c:21'6,42"east
1120	Plastic shot cup in BP of Steepleton, S of Table 15	36	18-2, S of T 15	29' 3", 26"
1121	Gray metal fragment on floor front of R 8, 3rd seg from N	36	18-2, by W7/8	26', -121"
1122	Gray pellet metal fragment	37	18-2	28' 9", 3"
1125	White baseball cap "The Wave"	38	18-2, S of T 15	28' 5", 13"
1134	Yellow & pink index cards w/poss.accelerant residue	40	18-2, S of T 15	29' 1", 11"
1140	Gray metal fragments on chair 17" up, 10.5" fr SW corner	36	18-2, NW of T15	NW leg @22' 10", 4"/SW leg 24' 3", 1"
1146	Gray metal fragment top of W bookcase, (Row 8)	45	18-2, Top R8	22' 10", -148", 2nd section from North
1148	(2) copper colored fragments - Top of Row 8, front of W7	45	18-2, Top R8	20', -160" (W7) North end
1149	Copper colored fragment - between sills Window 7	45	18-2, W7	23' 4", -158" between sill levels
1150	Copper colored fragments	45	18-2, E of T 20	20' 4.5", -20.5"
1166	Copper & gray colored metal fragments	48	18-2,inside wall	@11' at W wall, wall under W5/W6
1169	(4) burnt wood matches	49/36	West of 18-2	21' 7", 3", frnt R8, T 20 & by 1122/1135

ARAPAHOE COUNTY SHERIFF'S OFFICE
Assist to Jefferson County Sheriff's Dept. Columbine HS Library
Senior Lab Technician Laura A. DeLong #9719

ACSO 99-16215
JCSD 99-7625

JC-001-012673

Item #	Description	Page #	Base Reference	Coordinate
905	Shotgun shell, gold top	14	31 ft	38.5", 61' 10"
906	Bullet, copper fragment	14	31 ft	39.5", 62' 8"
907	Bullet holes, east end No computer table	14	31 ft	-19", 64' 3"
948	Burnt duct tape, between rows 5 & 6 (end R5,pink flag 20)	13	31 ft	18", 35' 3"
949	Plastic Shot wad, between rows 5 & 6	13	31 ft	-9", 26' 10"
950	Copper bullet fragment	13	31 ft, Row 5a W	18.5", 21' 11"
951	Shot wad	13	31 ft, Row 5a W	20.5", 20' 7"
952	Shell casing	14	31 ft, Row 5a W	20.5", 19' 10"
953	Shell casing	14	31 ft, Row 5a W	22", 18' 4"
954	Shell casing	14	31 ft, Row 5a W	24", 17' 8"
955	Shell casing	14	31 ft, Row 5a W	17", 17' 0"
956	Shell casing, between rows 5 & 6	14	31 ft	-15.5", 17' 1"
957	Shell casing, between rows 5 & 6	14	31 ft	-25.5", 16' 6"
958	Shell casing, between rows 5 & 6	14	31 ft	-15.5", 16' 2"
959	Plastic wadding in set back area	14	31 ft, Row 5a W	-22", 19' 3"
960	Duct tape	13	31 ft	-7", 33' 9"
977	Lead bullet fragment	13	31 ft	-14.5", 24' 1"
978	Bullet fragment	13	31 ft	24", 24' 11"
979	Bullet fragment	14	31 ft	-20", 10' 1"
1002	Lead bullet fragment - by copier	14	31 ft	12", 60' 4"
1008	Lead bullet fragment	14	31 ft	-4", 66' 9"
1009	Gray metal fragment 12" fr E, 21" fr SE corner	15	31 ft, N comp T	28 1/2", 64' 2"
1018	Shotgun wad	22 / 16	31 ft	-5.5", 2' 9" (south area Rows 5a/6a)
1019	Copper fragment	22 / 16	31 ft,	34.5", 1' 11"
1025	Skull fragment	23	31 ft, Row 6a N	-23", 14' 5" (4" up)
1026	Shell casing	23	31 ft, Row 6a N	-36", 15' 1" (15.5" up)
1037	Gray metal fragments, row 6A	14 / 22	31 ft	-10.5", 15'
1038	Copper bullet fragment	22 / 16	31 ft	-90.5", 1' 10"
1045	Gray metal fragments - NW of counter w/copier	26	31 ft	41", 65' 7"
1046	Gray metal fragments, 1st seg E side N magazine case	26	31 ft	2.5", 70' 2"
1070	Gray colored metal fragment, under middle east chair	30	31 ft, Table 17	-18.5", 40' (under Heidi Johnson backpack)
1082	(4) gray metal fragment from book "Deep Song"	33	31 ft, Row 5a W	24", 22' 7" (approx 7.5" up) 3rd sec fr North
1083	Metal fragments, in book Emma Lady Hamilton	33	31 ft "	24", 21' 2" (approx 7.5" up) 3rd sec fr North

ARAPAHOE COUNTY SHERIFF'S OFFICE
Assist to Jefferson County Sheriff's Dept. Columbine HS Library
Senior Lab Technician Laura A. DeLong #9719

ACSO 99-16215
JCSD 99-7625

JC-001-012674

Item #	Description	Page #	Base Reference	Coordinate
1084	Metal fragment	34	31 ft	6", 19' 2"
1085	Metal fragment	33	31 ft	18", 21' 8"
1086	Metal fragment, by nut in divider	34	31 ft, Row 5a W	27", 20' 3" (8" up)
1087	PHOTO impact site Row 5A West shelf base (3 marks)	33	31 ft, Row 5a W	24", 24' 3" - 24' 8", section 2 from North
1088	Bullet fragment, book in book W.R. Leigh	34	31 ft, Row 5a W	24", 18' 9" (approximately 8" up)
1089	Metal fragment	34	31 ft	24", 18' 11"
1090	Metal fragments	34	31 ft	9.5", 12' 9"
1108	Copper jacketed bullet 3rd shelf up (35") behind 2 vol. Histor	40	31 ft, Row 6a E	-28",7' 6", " 2nd sec from S / Row 6A (E back)
1128	Gray colored fragment, small pellet on TOP	42 / 41	31 ft, Row 6B E	10" from E/9" mid pt.sec, approx. -30", 25' 9
1129	Gray colored fragment 4" fr W, 10.5" fr N Row5a	41	31 ft, top R5a	27.5", 21' 2.5" (6th section from S)
1130	Gray metal fragment 11.5" fr W, 59.5" fr SW corner	41	31 ft, top R5a	35", 10' 6" Top row 5A (2nd sec.from S)
1135	Sm circular gry pellets A:-25.25",4' (-5.25",5.5" fr SEcorner)	42 / 41	31 ft, top Ra	B:-33.25", 6'4 C:-29", 10' 7" (3rd seg. fr S)
1136	Gray metal fragment (between Rows 5-6)	42	31 ft	-5", 15'8"
1137	Gray metal fragment (third shelf up)	42	31 ft	32.5", 11' (25" up, 9" back, 2nd seg. from S)
1138	(2) gray metal fragments	42	31 ft	-21.5", 26' 11"
1154	(2) gray colored metal fragments below shelf on floor	46	31 ft, Row 5a	A: 41", 19' 3" B:31.5", 18' 7" (4th seg fr N)
1155	Gray colored metal shotgun pellet below shelf on floor	46	31 ft, Row 6a	-32", 11'4" (2nd seg.from N)(55-56 notes mixed
1156	Gray colored metal shotgun pellet under middle divider	46	31 ft, Row 6a	-35", 15'10" (1st seg fr N) (14'10" works better)
1160	A:silver colored frag top of book B:copper colored frag	47	31 ft, Row 6b E	A:-22",20'3" (29.5"up) B:-29",21'0" (20" up)
1161	Gray colored metal frag/shot pellets-book Van Gogh's Diary	47	31 ft, Row 5a W	24", 23' 4"
1162	Gray colored metal fragment in book Woody Guthrie	47	31 ft, Row 5a W	24", 21' 8"
1163	Gray colored fragments	47	31 ft	24", 21' 5" (24-25" off base)
1164	Small gray colored fragment, on book shelf Row 6B east	47	31 ft	-27", 26' 9" 2nd seg.fr N, 34.25" up
1165	Small gray colored fragment, 3rd shelf up R5A west	48	31 ft	30", 18' 7" (27" up) R5AW, 4th sec frm North
1172	Copper colored fragments - CEILING	50	Above 31 ft	Between 19-20 ft. from S on ceiling

ARAPAHOE COUNTY SHERIFF'S OFFICE
Assist to Jefferson County Sheriff's Dept. Columbine HS Library
Senior Lab Technician Laura A. DeLong #9719

ACSO 99-16215
JCSD 99-7625

JC-001-012675

Item #	Description	Page #	Base Reference	Coordinates
0912	bullet fragments behind pillar W2/W3, 84.5" up on sill	16/20	W2, sketch 4&7	2" from south edge, 4.5" from glass
0937	metal bullet frag on front sill	24	W4	-5" back, 21" from N
0944	bullet fragments on sill	16	W2, sketch #7	2' from So, 1.5" from glass, 87" up fr floor
0984	duct tape w/metal	12	sill W11	39" frm W, 5" back
0986	duct tape & frag by pink flag #11	11	SE corner Row 7	on floor at corner
0991	skull fragment - collected by Coroner	10	west of Row 6A	4.5" from bookcase, 111" from south wall
0999	bullet fragment on back sill	26	W7	2" from SW corner
1017	bullet fragment on back sill	37/16	W3	1" & 1.5" from NW corner
1042	keys, "K" fob, right side seat	24	W4	right side seat, north chair cushion
1043	black fleece jacket, left arm rest	24	W4	left arm rest of north chair
1058	silver colored disk (per review of photos with Griffin)	30/31	North door	NE corner step outside N. emergency door
1059	blue rubber band (per review of photos with Griffin)	31	North door	E edge door on step outside N. emergency door
1062	gry metal fragments, front sill	33	W8, so edge	52" from south, 2" back
1073	(2) gry metal fragments, between glass panes	32	W3, sketch 11	48" & 51.5" from south
1075	(2) gry metal fragments on sill	32	W3, sketch 11	1.5" fr S, 5.25" fr glass/27" fr S, 0" fr glass
1076	blk knife, wooden block w/ hole	33	B12	right front pocket
1077	blk knife w/ nylon sheath & two stilettos (spikes)	33	B12	left boot
1078	large knife w/blk leather sheath/scabbard	33	B12	right boot
1079	large handled knife w/blk Leather sheath	33	B11	left hip
1093	magazine w/ammo	33, log	gun 903	
1094	red 12 gauge 00B live shotgun shell	33, log	gun 900	magazine
1095	expended red 12 gauge 00B shotgun shell	33, log	gun 900	chamber
1096	(1) live 9mm ammunition round	33, log	gun 900	chamber
1097	(2) 9mm mags (9x9mm rounds each), 1 ? Lighter	33, log	B12	pants pocket
1098	black ammo pouch (empty)	33, log	B12	
1099	green ammo pouch w/ (10) 00 buck shotgun rounds	33, log	B12	left cargo pocket
1100	(2) cardboard match strikers	33, log	B11	wrist
1101	(14) 00 buck live shotgun shells in blk ammo belt	33, log	B11	waist
1102	beige ammo pouch	33, log	B11	belt
1104	(3) metal fragments (1,2,&3)	39	W3, W cafeteria	wall, from north end holes by Rowlett
1107	metal fragments	36	Row 7 NE	6.5" S, 15.5" E from NE corner
1112	carpet sample w/blood, under Table 19 by B9	38	SW corner T19	12" fr W, 21" fr S, west side under table 19
1123	copper colored metal fragments between glass panes	38	W6, sketch 12	44" from north edge W6

ARAPAHOE COUNTY SHERIFF'S OFFICE
Assist to Jefferson County Sheriff's Dept. Columbine HS Library
Senior Lab Technician Laura A. DeLong #9719

ACSO 99-16215
JCSD 99-7625

JC-001-012676

Item #	Description	Page #	Base Reference	Coordinates
1124	gry metal fragments from holes in sill & copper frag	38	W6, sketch 12	5.5" fr N edge, @ front of back sill, 37" up
1126	gry metal frag from hole, north upright	38	W6, sketch 12	5.5" up fr back sill, 44.5" up from floor
1127	copper colored fragment, TOP of bookcase 5B	41	Row 5B north	12" from NW corner, 5" from west
1132	gry metal fragment, N edge Table 15	41	NW corner T-15	hole 13.5" to E, 28" up/dent 14.5" E,28" up
1133	copper colored metal frag (cords for hole in book)	40, log	Row 6A west	below #1108 (33" up, 42.5" fr SW corner)
1139	(3) shotgun pellets, on sill: A -2" fr E, 9.75"back,	43	W12, east edge	B-3.25" fr E,9-1/8" back C-32.75"E,6.75" back
1141	numerous small shot pellets across sill + frags in glass	45/48	W11, sill & hole	between panes under hole @ 2.5" up, 25" fr W
1147	copper & gry colored pellet (about 20' 7" fr EW+10))	43	hole D, Sta.7 N	behind kickboard S side N comp table, 6th fr W
1151	plastic shot wad, 3rd shelf up	45	W10, Bk Row 8	20" fr S, 8.5" fr front, 30" up
1152	copper & gry fragments (sm spheres)	46	N Magazine case	all over
1153	copper & gry fragments on green carpet area	46	W5	green carpet is 30" away from wall
1157	gry metal pellet fragment, 4th shelf up	47	Row 6A west NW	37.25" up,10" back, 1st seg fr N, 3"
1158	pellet fragment - 1st seg fr N, 3rd shelf up	47	NW corner R6A	26.25" up, 7" back, 3.5" from North
1159	(2) gry metal shotgun pellets, 2nd shelf up	47	Row 6A east	A: 24" up, 8", 17" fr N /B:8.5", 26.5" fr N, 24"up
1167	PHOTO of bullet hole in ceiling	48	W4 ceiling	approx 26" from North edge of W4
1168	(2) gry colored metal fragments	49	W11-12,Polaroid	inside wall between W11/W12 under TV
1169	(4) burnt wooden matches on floor	49,36	west of 18-2 line	between 18-2 line and west windows
1170	(4) burnt & (1) unburned wooden matches on floor	49	18-2 to 31ft lines	under T-16, by #1114, R6A west 2nd seg fr S
1171	(2) burnt wooden matches on floor	31,49	east of 31 ft line	by SW corner R5B by #948 & pink flag 20
1173	copper colored fragments from ceiling tile	Adair	W & S wall	26'10" from W, 21'1" from S wall
1174	gry metal frag from ceiling tile	Adair	W & S wall	38'1" from W, 16'2" from S wall
1175	copper colored frag (per review of photos & log)	Griffin	Row 6	3rd shelf up, 1st seg from north
1176	copper colored frag (per review of photos & log)	Griffin	Row 6	5th shelf up, 5th seg from north
1177	blood stain from blue cushion chair	Adair	So. Cushion chair	south armrest

ARAPAHOE COUNTY SHERIFF'S OFFICE
Assist to Jefferson County Sheriff's Dept. Columbine HS Library
Senior Lab Technician Laura A. DeLong #9719

ACSO 99-16215
JCSD 99-7625

JC-001-012677

ARAPAHOE COUNTY SHERIFF'S OFFICE
Assist to Jefferson County Sheriff's Dept. Columbine HS Library
Senior Lab Technician Laura A. DeLong #9719

ACSO 99-16215
JCSD 99-7625

6/8/99

SWcorner

Item #	Description	Page #	Base Reference	Coordinates
980	Lead bullet fragment	11	SW corner	37" from the South / 161" from the West
981	Lead bullet fragment	11	SW (E side of column)	8" fr So / 119.5" fr W
982	Duct tape	11	SW (E side of column)	8" fr So / 89" fr W
983	Shotgun wad	11	SW (E side of column)	0" So / 69" from West
985	Bomb frag, duct tape w/matches on TOP of Row 6A So.	11 / 27	S wall/Row 6a	12" from E side R6a, 3' 6" fr S wall, 72.5" high
987	CO2 canister by tree	11	SW corner	11" fr S / 20" fr W

#'S: 900-1144

EVIDENCE RECOVERY LOG

TEAM #2 ACS 99-16215

PAGE 1

LOCATION: Library West Side

DATE: 042199

CASE REPORT NUMBER: 99-7625

EVIDENCE INVESTIGATOR: Jennings, Acierno

ASSIGNED PERSONNEL: Griffen CBI; Hammond CBI; Jno 9719 DeLong Arapahoe; Swanson CBI; PROWLETT WHTR

ITEM #	DESCRIPTION	WHERE FOUND	RECOVERED BY	DATE/TIME RECOVERED	PHOTO	SUBLIST? Y/N	PACKAGING METHOD	MISC. COMMENTS
900	taped end shotgun Savage pump	body 12	[illegible]	4/21/99 2130	✓ 10	18-2	33'10", 64" [illegible] 33'0", 82.5"	A232432 12 ga 1 in chamber
901	rifle 9mm	body 11	[illegible]	4/21/99 2140	✓ 10	18-2	32'8", 23" / 34'5", 51"	A59610 Hi point 9mm
902	sawed off 12 shotgun double barrel	body 11	[illegible]	4/21/99 2148	✓ 10	18-2	32'10", 0 / back 23.5"	A077513T 12 ga
903	pistol 9mm	under body 11	[illegible]	4/21/99 2145	✓ 10	18-2	33'5", 23.5" / 34.5"	0076305
904	bullet fragment	Floor inside of front counter	[illegible]	4/23/99 0920	15 ✓	EW+10	36'8", 17"	
905	shotgun shell gold tip	behind copier	[illegible]	4/23/99 0925	✓ 14	31 FT	38.5", 61'10"	38.5", 61'0"
906	bullet copper frag	N of copier	[illegible]	4/23/99 0924	✓ 14	31 FT	39.5", 62.8	
907	bullet hollow [illegible]	inside table N computer	[illegible]	042699 1520	✓ 14	31 FT	-19", 64'3"	(12" x 17.5" up)
908	red baseball cap blood + hole	Floor 3rd computer from E	[illegible]	4/23/99 0926	✓ 15	EW-20	21', -5"	(67'5" [illegible])
909	computer monitor 4B	2nd computer from W	[illegible]	042699 1522	✓ 20	EW+20	9'10", -18"	
910	shotgun shell	under microfiche	[illegible]	4/23/99 0937	✓ 15	EW+20	4', 83"	
911	shell casing	Floor window 1	[illegible]	4/23/99 0932	✓ 16	EW+20	2'4", -4"	(67'6")
912	bullet fragments	behind pillar [illegible] lower window #2	[illegible]	042699 0937	20 ✓ 16	EW+20	on sill	[illegible]
913	shot case	table of microfiche	[illegible]	4/23/99 0930	✓ 15	EW+20	2', 95"	TOP @ 26" up
914	shot wad fragment	Floor window 1	[illegible]	4/23/99 0932	✓ 15	EW+20	-2", 71.5"	
915	shotgun shell casing	Floor computer 704841	[illegible]	4/23/99 0937	✓ 16	EW+10	5'9", 46	
916	shotgun shell casing	under window 3	[illegible]	4/23/99 1014	✓ 16	EW+10	0", -22"	
917	shell casing	under window 3	[illegible]	4/23/99 1013	✓ 16	EW+10	-7", -35"	
918	duct tape NETWORK [illegible]	between window 2 & 3	[illegible]	042699 0938	✓ 16	EW+10	[illegible]	
919	shotgun shell casing	behind 920	[illegible]	4/23/99 [illegible]	✓ [illegible]			

JC-001-012679

EVIDENCE OVERY LOG Team #2 ACSO 99-16215

PAGE 2

LOCATION Library West Side
DATE 042199
CASE REPORT NUMBER 99-7628
EVIDENCE INVESTIGATOR J Jennings

ASSIGNED PERSONNEL
T Griffen CBI
A Hammond CBI
Also 9719 L DeLong ACSO
R Swanson CBI

P Base Card

ITEM #	DESCRIPTION	WHERE FOUND	RECOVERED BY	DATE/TIME RECOVERED	PHOTO	SUBLIST? Y/N	PACKAGING METHOD	MISC. COMMENTS
920	shotgun shell	under chair 3rd computer row		4/23/99 0941	✓ 16	LW1 NO	13'6", 41"	From N
921	~~unit~~ burnt match	behind 920		4/23/99 0941	✓ 16	LW1 NO	13'6", 11.5"	
922	wadding ~~rubber~~	behind rt foot behind body 10		4/23/99 0942	✓ 5	EW1 NO	23', 64" (184)	
923	Student ID Kyle Velasquez	top of 10B computer b	Coroner TN	4/21/99	✓ 8	EW1 NO	25', 61' (187)	at Coroner's office
924	9mm bullet	Floor computer 702307		04/21/99 2225hrs	7 ✓	EW base	25'1", 38.5"	
925	shotgun shell	computer 702303		4/21/99 2022 hrs	7 ✓	EW base	21'10", 3"	
926	shotgun shell yellowish	behind #925		4/23/99 0952	10 ✓	EW base	23', -5.5"	
927	shotgun shell yellowish	Floor computer 702310		4/23/99 0950	8 7 ✓	EW base	13'1", 14" (indoors)	
928	shotgun shell cont.	under NW chair table 2 windows		4/23/99 0950	7 ✓	EW base	15'11", -58" (outside)	
929	jacket bullet ~~fragment~~ (Lt) Chest	~~bottom of~~ floor by computer ~~jacket~~		4/23/99 0900	7 18	EW base	17'8", -16"	(13'10", 18")
930	shotgun shell near 931 (Shaken Up)	computer tower near 931		4/23/99 0951	10 ✓	EW base	12'6", 54"	
931	shotgun slug	Front of body 8		4/23/99 1006	7 ✓	EW base	10'6", 40.5	
932	shot wad	Front of body 8		4/23/99 1007	7 ✓	EW base	10'11", 61"	
933	bullet Fragment	Floor window 1		4/23/99 1009	7 ✓	~~NO~~ EW	4'10", 2'2"	
934	duct tape	under Floor computer 702306		4/23/99 1120	7 ✓	EW base	28'1", 6.2"	
935	shotgun shell yellowish	Floor window 4		4/23/99 1012	7 ✓	EW base	4' [illegible]	
936	shot wad Top of Sm. Fuller (Right Side) Print	3 tables w side computer 17A/B		4/23/99 1139	10 ✓	EW base	7'0", 60"	
937	nickel bullet Fragment	N end, front sill window sill 4		4/23/99 1142	✓ 24	~~NO~~ EW	W4 - 5" back,	21' from No.
938	bullet jacket OK	in Front of Computer 16A/B window 4		4/23/99 0936	✓ 14	EW1 NO	8'7", -13.5"	
939	[illegible]			[illegible]				

JC-001-012680

EVIDENCE RECOVERY LOG TEAM #2 ACSO 99-16215

PAGE 1 of 3

LOCATION Library west side
DATE 042199
CASE REPORT NUMBER 99-16215
EVIDENCE INVESTIGATOR J JENNINGS

ASSIGNED PERSONNEL
T Goffen CBI
P Hammond CBI
C DeLong ACSO Lab 9719
R Swanson CBI

ITEM #	DESCRIPTION	WHERE FOUND	RECOVERED BY	DATE/TIME RECOVERED	PHOTO	SUBLIST? Y/N	PACKAGING METHOD	MISC. COMMENTS
E40	.45 bullet jacket fragment	N of chair window 4		4/23/99 1011	7	EW	3'2", 22"	
E41	~~shotgun~~ Copper shell Fragment	W end of computer table Floor window 3		4/23/99 1015	20	EW+10	4'3", -66.5	
E42	lead fragment	Floor window 3		4/23/99 1015	10	EW	5'1", 68"	
E43	bullet Fragment Copper/metal	on jacket Floor chair window 1 (north) (clay)		4/23/99 1200	7	EW	2', 1"	
E44	bullet Fragments lead	on sill window 3, 11 2		4/23/99 1212	16	sketch # V17	2ft for 50/1.5" right 57" up for floor	
E45	bullet Fragment	Floor window 1		4/23/99 1209	7	EW	3'7", 33.5"	
E46	bullet 5mm RP	Floor in front window 4		4/23/99 1206	24	EW base	5'5", -21"	
E47	shell Fragment Copper	near # 526		4/23/99 1054	0	EW	22'2", -61"	
E48	BURNT DUCT TAPE	NW Floor Room 526 Pillow		4/23/99 1145	13	31 ft	35'2", -18"	15', 35'3"
E49	SHOT WAD Brown	Floor Ctr. 5+6 N		4/23/99 1147	13	31 FT	-9", 26'10"	
E50	bullet Fragment Copper Round 5+6	Floor 5,6 middle		4/23/99 1150	13	31 FT	18.5", 21'11"	
E51	shot wad	Floor 5,6 middle		4/23/99 1151	13	31 FT	20.5", 20'7"	
E52	shellcasing 6mm	Floor 5,6 middle		4/23/99 1152	14		20.5", 19'10"	
E53	shellcasing 6mm	Floor 5,6 middle		4/23/99 1154	14		22", 15'4"	
E54	shellcasing	Floor 5,6 middle		4/23/99 1154	14		24", 17'5"	
E55	shellcasing	Floor 5,6 middle		4/23/99 1155	14		17", 17'0"	
E56	shellcasing	Floor 5,6 middle		4/23/99 1155	14		-15.5", 17'1"	
E57	shellcasing	Floor RM 6		4/23/99 1156	14		-25.5", 16.6"	
E58	shellcasing	Floor 5,6 middle		4/23/99 1156	14		-15.5", 16'2"	
E59	[illegible]	[illegible] middle		4/23/99				

JC-001-012681

*TURNED OVER 962 TO CORONER ON 042099.

EVIDENCE RECOVERY LOG TEAM #2

ACSO 9-16215

PAGE 4

LOCATION LIBRARY WEST SIDE

DATE 042199

CASE REPORT NUMBER 99-7625

EVIDENCE INVESTIGATOR Jennings

ASSIGNED

PERSONNEL GRIFFEN - CBI
HAMMOND - CBI
DeLONG - ARAPAHOE
SWANSON - CBI

ITEM #	DESCRIPTION	WHERE FOUND	RECOVERED BY	DATE/TIME RECOVERED	PHOTO	SUBLIST? Y/N	PACKAGING METHOD	MISC. COMMENTS
960	Duct Tape	Floor between row 5 & 6	[illegible]	1146 4/23/99	✓ 13	31 FT	-7", 33'9"	
961	Spent 9mm Cartridge casing	Floor between row 7, window 10	[illegible]	4/23/99 1439	✓ 12	18-2	40'5", -8.5"	
* 962	~~Duct tape w/lead shot~~ shell fragments	Floor SW corner table 20	Coroner TK	4/20/99 ~~[illegible]~~	✓ 12	18-2	33'7", -73.5"	Collected by Coroner
963	Duct Tape w/embedded lead shot	Floor SW corner table 20	[illegible]	4/23/99 1030	✓ 12		26'7", 99"	
964	duct tape	Floor E of Table 20	[illegible]	4/23/99 1032	✓ 12		23'0", -[illegible]"	
965	Spent 9mm Cartridge	Floor SE corner table 15	[illegible]	4/23/99 1430	✓ 12		30'3", 65"	
966	Spent 9mm Cartridge	Floor SE corner table 15	[illegible]	4/23/99 1431	✓ 12		29'8", 69.5"	
967	9mm spent cartridge	Floor SE corner table 15	[illegible]	4/23/99 1431	✓ 12		30'5", 78"	
968	9mm spent cartridge	Floor W of row 6	[illegible]	4/23/99 1433	✓ 10	18-2	32'7", 73"	
969	9mm shell casing	R of body 12	[illegible]	4/23/99 1508	✓ 10	18-2	34', 72"	
970	shot wad	R of body 12	[illegible]	4/23/99 1509	✓ 10	18-2	34', [illegible]	
971	shotgun shell (in blow pain) silver end	Floor NW Table 20	[illegible]	4/23/99 1026	✓ 13	18-2	18'9", -106"	
972	shotgun shell (w/ lid) gold end	Floor NW Table 20	[illegible]	4/23/99 1024	✓ 13	18-2	19', -93"	
973	shotgun shell gold end	Floor under Table 19 NW	[illegible]	4/23/99 1028	✓ 13	18-2	19'10", -92"	
974	spent cartridge shell casing (front of [illegible])	Floor N of Table 19	[illegible]	4/23/99 1019	✓ 13	18-2	10'10", -115"	13' from #1032
975	live bullet shell casing (North of B4)	Floor N of Table 19	[illegible]	4/23/99 1019	✓ 13	18-2	11'10", -117"	
976	shotgun shell gold end	Floor near S. Greenwood pack	[illegible]	4/23/99 ~~[illegible]~~ 1016	✓ 13	18-2	7'6", -133"	
977	bullet fragment lead	Floor N end row 5, 6	[illegible]	4/23/99 1149	✓ 13	31 FT	-14.5", 24'	
978	bullet fragment	Floor middle row 5, 6	[illegible]	4/23/99 1148	✓ 13	31 FT	24", 24'11"	
979	[illegible]	Floor row 5, 6	[illegible]	[illegible]				

JC-001-012682

EVIDENCE RECOVERY LOG Team #2

ACSO 9[illegible] 16215

PAGE 5

LOCATION LIBRARY WEST SIDE
DATE 042199
CASE REPORT NUMBER 99-7625
EVIDENCE INVESTIGATOR Jennings
Acteres

ASSIGNED PERSONNEL
Griffen - CBI
Hammon - CBI
DeLong - Arapahoe Sh 9714
Swanson - CBI
P. Rowlett WHTR

ITEM #	DESCRIPTION	WHERE FOUND	RECOVERED BY	DATE/TIME RECOVERED	PHOTO	SUBLIST? Y/N	PACKAGING METHOD	MISC. COMMENTS
980	bullet fragment lead	Floor S side between windows 5&6		4/23/99 1453	✓ 11	S(W) (Mirror)	3" S0 / 1½" W	
981	bullet fragment lead	Floor NE of SW window		4/23/99 1449	✓ 11	S(W) (east	8" S / 1½" W	
982	duct tape plastic wadding	Floor N of SW window		4/23/99 1448	✓ 11	S(W) of	8" S0 / 8½" W	
983	shotgun wad	Floor N of SW window		4/23/99 1447	✓ 11	S(W) Column	0" S0 / 6½" W	
984	duct tape w/metal	(window sill SW corner)		4/23/99 1446	✓ 12	S(W) sill	39" W / 5 inches	
985	bomb frag duct tape w/metal	top of [illegible] 6 Row 5 side SW		042699 1508	(27) ✓ 11	S(W) (31FT)	[illegible]	72.5" high - 12", 3'6"
986	duct tape and metal fragment	Floor SE Row 7		4/23/99 1446	✓ 11	S(W)		
987	CO2 canister by Lee	Floor S of Row 7		4/23/99 1442	✓ 11	S(W)	H" S0 / 20" W	
988	Shotgun wad from RIFLE	Floor N of Row 7 by B11		4/23/99 1434	✓ 24	18-2	32'5", 39.5"	
989	SINGLE STACK MAGAZINE	BESIDE TABLE 11		042699 1605	✓ 14	18-2	34', 34" (in d)	LATENT PRINTS
990	SHOTGUN SHELL CASE	FLOOR BY TABLE 11		042699 1615	✓ 10	18-2	36½", 95.5"	
991	Skull bit	[illegible]		[illegible]	10	SW	✓	
992	SHOTGUN SHELL PLASTIC WAD under	FLOOR NEAR TABLE 15		042699 1541	✓ 12	18-2	25'1", 3.5"	
993	GRAY METAL FRAGMENT	FLOOR BY TABLE 15		042699 1628	✓ 12	18-2	23'9", 11"	
994	PIECES OF JAR GLASS	FLOOR SOUTH OF TABLE 15		042799 1048	✓ 12	18-2	29', 8.5"	LATENT/ACCELERANTS
995	GRAY METAL FRAGMENT	UNDER TABLE #15		042699 1629	✓ 12	18-2	27'10", 2"	
996	PLASTIC SHOT SHELL	FLOOR BY STEREOPTICON BOOTH		042699 1655	✓ 12	18-2	30', 2"	
997	residue burnt paper (top)	table 15			12	18-2	26'9", 2'9" (in d)	Log P.12
998	bullet fragment shiny	Floor E side table 15 window 7	[illegible]	4/23/99 1644	✓ 13	18-2 =	[illegible]	
988	[illegible]	[illegible]		[illegible]				

JC-001-012683

EVIDENCE RECOVERY LOG TEAM #2 AC80 -16215

PAGE 6

LOCATION Library
DATE 042199
CASE REPORT NUMBER 99-7625
EVIDENCE INVESTIGATOR Jennings
ACTERIO

ASSIGNED PERSONNEL
T. Crifasi CBI
A. Hamrad CBI
L. DeLong ADO 7609719
R. Swanson CBI
P. Rowlett WHTR

Page Board

ITEM #	DESCRIPTION	WHERE FOUND	RECOVERED BY	DATE/TIME RECOVERED	PHOTO	SUBLIST? Y/N	PACKAGING METHOD	MISC. COMMENTS
1000	duct tape	Floor E of table 15		4/23/99 1510	✓20	18-2	24', 76"	
1001	"Frappuccino" lid in trash can	under chair SW table 16		4/23/99 1034	✓13	18-2	16'9", -18"	
1002	bullet fragment lead	Floor in front of copier		4/23/99 0823	✓19	31FT	31', 3.5"	Item 14 12", 60'4"
[redacted]	bullet fragment lead	Floor NW of row 7 near window 9		4/23/99 1436	✓11	18-2	31', 3.5"	
1004	bullet fragment lead	Floor NW of row 7 near window 9		4/23/99 1437	✓11	18-2	36'11", 14.5"	Burn by it!
1005	bullet fragment	Floor in front of window 9		4/23/99 1436	✓12	18-2	36', -4"	
1007	duct tape top of chair shotcasing Thru 20	~~Floor in front of window 9~~		4/23/99 1435	20 ✓12	18-2	26'3", -60"	chair seat S side table 20
1008	bullet fragment lead	under chair between table 15, row 6		4/23/99 1437	✓12	18-2	28', -58"	
1008	bullet fragment lead by copier	Floor E side 1st row of computers		4/23/99 0826	✓14	31FT	-4", 66'9"	
1009	GRAY METAL FRAGMENT	N. Copier Table E. Copier	TA	04/26/99 1512	✓15	31 FT	28'6"; 64'2"	12 FT E, 21 FT SO
1010	hair tissue	E the copier floor window 1st row		4/23/99 1100	✓15	EW+20	2+1", -27"	14A
1011	bullet fragment	table, microfilm behind viewers		4/23/99 1550	✓20	EW+20	16'4" / 12" 3" from	12 W edge window sill (WINDOW)
1012	projectile impact pt. (paint)	top right of E window	52 A 50		14 ~~✓16~~	EW+20	19'6", 10"	(84) 5 viewers behind micro film
1013	bullet fragment	Floor under micro film viewers		4/23/99 0826	✓15	EW+20	16', 61"	
1014	copper jacket	Floor w/ hall		4/23/99 0826	✓15	EW+20	10'4", 88"	
1015	shotwad fragment	table microfilm near window 1		4/23/99 0926	✓15	EW+20	5'3", 66"	
1016	bullet fragment	Floor in front of window 1		4/23/99 0933	✓16	EW+20	-6", 2"	on top
1017	bullet fragment	window 3 3,11		4/23/99 1611	37 ✓16	W3	1"+1.5" from	
1018	shotgun wad	Floor S side between rows 5 & 6		4/23/99 1451	37 ✓16	31FT	-5.5"	
1019		Floor E side						

JC-001-012684

EVIDENCE RECOVERY LOG

TEAM #2

ACSD 99-16215 PAGE 7

LOCATION LIBRARY WEST SIDE

DATE 042199

CASE REPORT NUMBER 99-7625

EVIDENCE INVESTIGATOR JENNINGS ACSERED

ASSIGNED PERSONNEL GRIFFEN - CBI
HAMMOND - CBI
DeLONG - ARAPAHOE SHD 971
SWANSON - CBI

Pony Fax P. RUSSETT WHITE

ITEM #	DESCRIPTION	WHERE FOUND	RECOVERED BY	DATE/TIME RECOVERED	PHOTO	SUBLIST? Y/N	PACKAGING METHOD	MISC. COMMENTS
1020	green Blue Back pack Steve Curnow	floor between N+S computer rows W		042699 1020	22 16	EW+10	16'9", 40"	Steve Curnow
1021	copper Colored jacket frag	floor side window 6		4/23/99 1306	13	18-2	17'5", -14½	
1022	GRAY/BLACK Ski CAP	Floor S of Table #13		042699 1550	18	18-2	28', 8.5"	
1023	GRAY METAL FRAGMENT	UNDER TABLE 15 FLOOR		042699 1580	18	18-2	25'10", 11"	
1024	bullet Fragment sill W8	window 8 3'1 1/2" x 2" from		042699 1550	18	18-2	33'6", -9'3"	[redacted] 31.5" up
1025	skull frag	bottom of bottom shelf Row 6 A	middle		23	31FT	-23", 14'5"	1" up
1026	shell casing on shelf	Row 6A shelf			23	31FT	-36", 15'1"	15.5" up
1027	Red metal Fragment	floor between window 10+2		4/23/99 0954	20	EW+20	3'6", -13"	
1028	METAL FRAGMENT W. end SO. Comp table	FLOOR WINDOW 4		4/23/99 1009	20	EW+10	3', -73"	
1029	SPENT 9MM CASING	By HEAD of Row #12		042699 1643	24	18-2	34'10", 74"	
1030	GRAY METAL FRAGMENT	BETWEEN #11-12		042699 1643	24	18-2	35'11", 82"	
1031	SPENT 9MM CASING	BETWEEN #12-11		042699 1641	24	18-2	36'4", 83"	
1032	Bullet Frag Shot pellet	under table 19 by window 6		4/23/99 1021	13 from 974 19	18-2	12'3", -9'11"	sort of in line with #998
1033	BLU/BLK NOTEBOOK NE Corner tag	TABLE 16 NORTH END		042699 1130	18	18-2	10'8", 18"	Matt Kechter
1034	BLU + Grey BACKPACK W/ misc BOOKS	OF TABLE #19 NE Corner tag		042699 1100	24 18	18-2		OWNER BG CASSIE BERNALL
1035	bullet Fragment lead	Floor side of window 10		4/23/99 1044	22 16	18-2	46'1", 0"	
1036	BLUE BACKPACK Backpack found in	Floor N. of TABLE #16		042699 1029	18	18-2	12'6", 0	Matt Kechter
1037	GRAY METAL FRAGMENTS	OF CARPET Row 5 & 6		042799 0950	14 22	31FT	10.5", 15'	
1038	bullet Fragment COPPER	Floor side row 7		4/23/99 1450	22 16	31FT	-30.5", 1'--	
1039	(2) WHT NOTE BOOKS	Floor N.						

JC-001-012685

EVIDENCE RECOVERY LOG

TEAM #2 / SO 99-10215

PAGE 8

LOCATION Library
DATE 04/21/99
CASE REPORT NUMBER 99-7625
EVIDENCE INVESTIGATOR Jennings
ACTERLO

ASSIGNED PERSONNEL
T Griffen CBI
A Hammond CBI
L DeLong ASO #10 9719
R Swanson CBI
T ACTERLO JCSO
P. Rowlett WHTR

ITEM #	DESCRIPTION	WHERE FOUND	RECOVERED BY	DATE/TIME RECOVERED	PHOTO	SUBLIST? Y/N	PACKAGING METHOD	MISC. COMMENTS
1040	Steve Cunnards notebook	floor 5th from W Nissen Library Table		1/2?/99 ?	22 1/0	EW#10	19', 60"	
1041	METAL FRAGMENTS	Floor Window #3	TA	042699 1050	✓24	EW #10	1'9.5", 9"	
1042	Keys "K" fob	rt seat NE chair	JA	4/22/99 0907	✓24	EW base	R mid seat	
1043	BLK FLEECE JACKET	Lying on N. Blue Chair By Window #4	TA	042699 1035	✓24	EW base	L. arm NE chair	PLASTIC BAG
1044	Copper Colored METAL FRAGMENT BB	On Floor By South Computer TABLE	TA	042699 1036	27	EW base	7'5", 34"	SO side BB
1045	GRAY METAL FRAGMENTS	N Floor / NW Corner / Closest Desk	TA	042699 1002	✓26	31 FT	65'7", 41"	
1046	GRAY METAL FRAGMENTS NO. BIC case SE	N. FLOOR W/ MARY DESK	TA	042699 1001	✓26	31 FT	70'2", 2.5"	
1047	PHOTO ONLY back wall holes (under 1041)	NO side N table 2nd from west	TA	—	✓26	EW+20	9'4", -32" 9'8", -32"	23.25 high
1048	Copper Colored FRAGMENT	Floor NW Corner of Cubicles	TA	042699 1004	✓26	EW+20	3'9", 74"	
1049	Gray METAL Colored FRAGMENT	Floor Window 2	TA	042699 0930	✓26	EW+20	7", 75"	
1050	Gray METAL Colored FRAGMENT	Floor Window #2	TA	042699 0938	✓26	EW+20	0", 77"	
1051	Copper Colored FRAGMENT	Floor Window #1	TA	042699 0939	✓26	EW+20	-1", 49"	
1052	Copper Colored FRAGMENT	Floor Window #2	TA	042699 0930	✓26	EW+20	-7", 12"	
1053	Gray METAL Colored FRAGMENT	Floor Window #3	TA	042699 0935	✓26	EW+20	-7", -61.5"	
1054	Copper Colored FRAGMENT	FLOOR Window #2	TA	042699 0937	✓26	EW+10	8'2", 34"	behind NS-1
1055	Copper Colored PELLET under	N of S Computer TABLE / W Floor	TA	042699 0956	✓26	EW+10	15'1", -24"	
1056	Copper Colored METAL FRAGMENT south side	UNDER South Computer TABLE	TA	042699 1040	✓29	EW base	10'4", 4'0"	
1057	GRAY METAL FRAGMENTS under mini file table	UNDER CART N.W Corner Floor	TA	042699 0958	✓26	EW+20	14'3", 76"	
1058	SILVER Colored DISK	Floor outside Emergency door	TA	042699 1341	31 ✓30	No. door	NW Admin	SW Admin

JC-001-012686

EVIDENCE 'OVERY LOG

TEAM #2 ACSI 99-16215

PAGE 9

LOCATION Library
DATE 042199
CASE REPORT NUMBER 99-7625
EVIDENCE INVESTIGATOR Jennings
Acierno

ASSIGNED PERSONNEL
T Griffen CBI
A Hammond CBI
L DeLong ACSO Lab 9719
R Swanson CBI
P. Rowlett WHTR

ITEM #	DESCRIPTION	WHERE FOUND	RECOVERED BY	DATE/TIME RECOVERED	PHOTO (Page)	SUBLIST? Y/N (Base)	PACKAGING METHOD	MISC. COMMENTS
1060	R-ADDIDAS TENNIS SHOE bloody	UNDER CHAIR By TABLE #15	[illegible]	042699 1605	29	18-2	27'3", 7ft	
1061	JEWELRY Compoy seats beads 2nd seg frw	UNDER SOUTH COMPUTER TABLE	[illegible] south end	042699 1350	29	EW base	11'0", 4"	by blood pool
1062	GRAY METAL FRAGMENTS	WINDOW SEAL WINDOW #8	[illegible]	042699 1530	33	W8 sill-spedge	52" from So. 2" back	
1063	DUCT TAPE FRAGMENTS W11 top + side of base	NE SIDE OF PLATE S WINDOW	[illegible]	042699 1601	30	18-2	46'2", 21"	
1064	BLK BB CAP w/ A EMBLEM Boston Redsox "B"	By BODY #12 Klebold B11	[illegible]	042699 1686	30	18-2	35'6", 60"	B11 Klebold
1065	BLK PANTS	BODY #12	[illegible]	042699 1612	30	18-2	34'6", 80"	B12
1066	OD GREEN AMMO POUCH belt	FROM BODY #12	[illegible]	042699 1619	30	18-2	33'8", 80"	B12 Empty
1067	GRY AMMO POUCH w/ sg. shells	OFF OF BODY #12	[illegible]	042699 1556	30	18-2	35'3", 7ft	B12 Shot shells live
1068	GRAY METAL FRAGMENTS No. side so. comp table (1st seg)	FLOOR N SIDE S. COMPUTER TABLE	[illegible]	042699 1725	32	EW+10	8'6", -33.5"	
1069	GRAY METAL FRAGMENTS W1/W2	FLOOR BY WEST WINDOW	[illegible]	042699 1736	33	EW+20	9", -21"	
1070	GRAY COLORED METAL FRAGMENT under middle east w chair	UNDER TABLE #17	[illegible]	042699 1340	30	31 FT	18.5", 40'	under Heidi Johnson
1071	SHOTGUN/SHELL WAD seat cushion	S. CHAIR IN FRONT OF WINDOWS	[illegible]	042699 1335	30	EW base	18", -68"	
1072	holes in top of back cushions NO. blue cushion chair	W4	photos only?		p. 32	EW base	1'3 14" 1'3", 2-4"	41" from N side of W4 50" fr N side W4
1073 W3	GRAY METAL FRAGMENTS 2 frags	BETWEEN GLASS PANES WINDOW #3	[illegible]	042799 1040	32	W3 - sketch 11 so end	48"+51.5" fr. so.	
1074	LAMP SHADE	LAMP BETWEEN CHAIR FRONT OF WINDOW #4	[illegible]	042799 0952	33	EW base	1'2", -16"	55" high 10"d base, 14"d shade
1075 W3	~~BLK KNIFE, BLK LIGHTER WOOD DRUG PIPE~~ GRAY FRAGS	SILL OF WINDOW #3 2 frags	[illegible]	042799 1042	32	W3 - sketch 11 so end	@1.5" → 5.25 ↓ @ 27" → 0 ↓	GRAY METAL FRAGS FRAGMENTS ON sill
1076	BLK KNIFE BLK LIGHTER WOODEN DRUG PIPE	RT FRONT POCKET OF #12	[illegible]	042699 1120	33			B12
1077	BLK KNIFE W/ sheath? Nylon BLK SHEATH	LT BOOT OF #12 2 spikes	[illegible]	042699 1122	33			B12
1078	LG KNIFE W. BLK LEATHER SHEATH	RT BOOT #12	[illegible]	042699 1122	33			B12
1079	LG HANDLED KNIFE [illegible]	OF LT HIP	[illegible]	042699				

JC-001-012687

EVIDENCE 'OVERY LOG

TEAM #2 ACSI 9-16215

PAGE 10

LOCATION LIBRARY WEST SIDE
DATE 042199
CASE REPORT NUMBER 99-7625
EVIDENCE INVESTIGATOR JENKINGS
ACIERNO

ASSIGNED PERSONNEL
GRIFFEY - CBI
HAMMOND - CBI
DELONG - ARAPAHOE 2009719
SWANSON - CBI
ROWLETT - WHTR

ITEM #	DESCRIPTION	WHERE FOUND	RECOVERED BY	DATE/TIME RECOVERED	PHOTO (Page)	SUBLIST? Y/N (Base)	PACKAGING METHOD	MISC. COMMENTS
1080	Wood Chunk from chair by B10	fir between tables 16+17			p.34	18-2	6'9", 70"	
1081	Copper Colored Fragment	Floor N or Table 16	TB	042699 1648	✓ 34	18-2	9'3", 43"	
1082	Four Gray Metal Frags from Book "Deep Song"	Book "Deep Song"	TB	042699 1353	✓ 33	31 FT	24", 22'7"	Sect 3 fr N
1083	Emma Lady Hamilton Metal Fragments	Book 14 Row 5A West Side Center	TB	042699 1352	✓ 33	31 FT	24", 21'2"	
1084	Metal Fragment	Floor W of Book Row 5A	TB	042699 1359	34 ✓	31 FT	6", 19'2"	
1085	Metal Fragment	Bottom Shelf Row 5A	TB	042699 1415	✓ 33	31 FT	18", 21'8"	
1086	frag by nut in divider Metal Fragment	From Book Shelf Row 5 West Side	TB	042699 1432	34 ✓	31 FT	27", 20'3" - 8" up	3rd div fr N
1087	Photo Only (Impact sites Row 5A West base (3 marks))		TB	—	✓ 33	31 FT	24", 24'3" - 24'8"	section 2 from No. up?
1088	Bullet Fragment W.R. Leigh	Book W R Leigh Bottom Shelf Row 5	TB	042699 1421	34 ✓	31 FT	24", 18'9"	
1089	Metal Fragment	Book "Vivian"	TB	042699 1430	34 ✓	31 FT	Box 24", 18'11"	
1090	Metal Fragments	Floor W of Book Rows	TB	042699 1703	34 ✓	31 FT	9.5", 12'9"	
1091	Copper + gray metal frag	floor W6 so sig so chair			33	EW base	3', -72"	
1092	Metal Fragments between table 19+20	Floor Front of #5	TB	042699 1340	✓ 35	18-2	17'4", -136"	
1093	~~Rifle~~ Magazine w/ Ammo From Tec 9	Guy # 903 901 ?	TB	042699 1102	✓			
1094	Red .12 Gauge OOB Live Shotguy Shell	From Guy #900 Magazine	TB	042699 1305	✓			
1095	Expended Red .12 Gauge OOB Shotguy Shell	From Guy #900 Chamber	TB	042699 1305	✓			
1096	(4) Live 9mm Ammunition Round	Chamber of Guy #903	TB	042699 1108	✓			
1097	2-9mm Mag S (9x9mm Rounds Each) 1-Hope Lighter	Pants Pocket Body #12	TB	042699 1115	✓			
1098	Blk Ammo Pouch (Empty)	on Body #12	TB	042699 1320	✓			
1099	Gry Ammo Pouch w/	[illegible]		[illegible]				

JC-001-012688

EVIDENCE [illegible] OVERY LOG TEAM #2

PAGE 11

LOCATION LIBRARY WEST SIDE

DATE 042199

CASE REPORT NUMBER 99-7625

EVIDENCE INVESTIGATOR JENNINGS - JCSO
ACIERNO - JCSO

ASSIGNED GRIFFEN - CBI
PERSONNEL HAMMOND - CBI
DELONG - ARAPAHOE 200 9714
SWANSON - CBI
P. ROWLETT - WHTR

ACSO 99-16215

if circled + elevated

ITEM #	DESCRIPTION	WHERE FOUND	RECOVERED BY	DATE/TIME RECOVERED	PHOTO	SUBLIST? Y/N	PACKAGING METHOD	MISC. COMMENTS
1100	(2) CARDBOARD MATCH STRIKERS	WRIST OF BODY #11		042699 1316	✓			from body
1101	(14) OOBUCK LIVE SHOTGUN SHELLS IN BLK AMMO BELT	WAIST OF BODY #11		042699 1320	✓			
1102	BEIGE AMMO POUCH	BELT OF BODY #11		042699 1317	✓			
1103	COPPER COLOR projectile FRAGMENT 6" to so of holes	N CHAIR N SIDE of S COMPUTER TABLE	2nd section	042699 1707	✓ 34	EW+10	10'8", -21"	16 3/4" high (hole
1104	1, 2, & 3 OF 3 METAL FRAGMENTS	W. CAFITERIA LINE WIDE WINDOW #3		042699 1450	✓ 39	W 3 Cafeteria	north end holes	3 PACKAGES by Rowlett
1105	SPENT 9mm CASING	UNDER PANTS BODY #12		042699 1646	✓ 36	18-2	33'5", 81"	
1106	SCREW THREADS of frappier PIECES OF GLASS rim	FLOOR E. OF TABLE 16		042799 1002	✓ 35	18-2	15'10", 56"	
1107	METAL FRAGMENTS	FLOOR BETWEEN ROWS 6 & 7		042799 1115	✓ 36	NE Row 7	6.5" so 15.5" east	east of NE Corner Row 7
1108	COPPER JACKETED BULLET	EAST SIDE OF ROW 6A BEHIND BOOKS	elevation ?	042799 1130	✓ 40	31 FT	7'6", -28"	2nd section from south Row 6A (East back)
1109	Blood on Carpet (Carpet w/ blood)	By (V) #10 B10	under table	042699 1737	✓ 37	EW+10	25', 55"	4th from east so side N comp table
1110	BLOOD ON CARPET	By (V) #9		042699 1605	✓ 39	EW base	8', 50"	
1111	BLOOD ON CARPET	SOUTH SIDE south Computer TABLE		042699 1654	✓ 39	EW base	11'4", 46"	seg 2 for W
1112	BLOOD on ON CARPET N.	By V #9 B9 UNDER TABLE 15		042699 1657	✓ 38	SW T-19	12" from W, 21" from so. W side under Table 19	
1113	BLOOD on ON CARPET	EAST SIDE TABLE 16		042699 1655	✓ 37	18-2	13'10", 45"	
1114	BLOOD ON CARPET	WEST SIDE TABLE 16		042699 1656	✓ 37	18-2	14'2", 5"	
1115	BLOOD ON CARPET	By BODY #11		042799 1405	✓ 36	18-2	37'9", 68"	
1116	BLOOD ON CARPET	By ~~BODY~~ head. #11 B12		042799 1401	40	18-2	35'6", 98"	
1117	BLOOD ON CARPET	WEST of ROW 7 N. END		042699 1705	✓ 37	18-2	18'6", 90"	
1118	GRAY METAL FRAG	ON FLOOR SO. of TABLE 15		042699 1623	✓ 37	18-2	32'10", 3"	by chair + end of side by side #90?
1119	SCREW THREADS	FROM CHAIR & FLOOR						

JC-001-012689

EVIDENCE OVERLOG TEAM #2 ACSO 99-16215

PAGE 12

LOCATION LIBRARY - WESTSIDE
DATE 042299
CASE REPORT NUMBER 99-7625
EVIDENCE INVESTIGATOR ACIERNO

ASSIGNED PERSONNEL
GRIFFEY - CBI
HAMMOND - CBI
DELOACH - ATF Badge 9719
SWANSON - CBI
P. ROWLETT - WHTR

1130 frag (next pg) Top Row 5A (2nd section from south) 11.5" back fr W 59.5" up from SW corner p. 41 31FT 10'6", 35"

ITEM #	DESCRIPTION	WHERE FOUND	RECOVERED BY	DATE/TIME RECOVERED	PHOTO	SUBLIST? Y/N	PACKAGING METHOD	MISC. COMMENTS
1120	PLASTIC SHOT CUP so % fr 1115	In STEP Library Book Check	TA	042299 1650	36	18-2	~~2 bag~~	29'3", 26"
1121	GRAY METAL FRAGMENT	Floor By Bookcase By W. Windows	TA	042799 1035	36	18-2	26', -121"	3rd fr N (W7/8)
1122	GRAY pellet METAL FRAGMENT	Sp GRAY METAL FRAGMENT	TA	042799 1640	37	18-2	28'9", 3"	
1123	METAL FRAGMENTS copper jug	BETWEEN PANE OF GLASS WINDOW 6	TA	042799 1055 sketch 12	38	W6 North edge	44" fr N. edge	
1124 1124A Bag p.17	GRAY METAL FRAGMENTS from hole	SILL OF WINDOW #6	TA	042799 1050 sketch 12	38	W6 "	5.5" from N edge	front of bookcase / 37" up
1125	WHITE BASEBALL CAP "THE WAVE"	ON FLOOR SOUTH OF TABLE #15	TA	042799 0945	38	18-2	28'5", 13"	
1126	GRAY METAL FRAGMENT from hole	SILL OF WINDOW #6	TA	042799 0959 sketch 12	38	W6 on North edge	5.5" up from bottom	sill / 44.5" up fr floor
1127	COPPER COLORED FRAGMENT	ATOP BOOKCASE #5B North	TA	042799 1427	41	R5B NE corner north	12" fr NE / 5" fr W	
1128	GRAY Sm pellet COLORED FRAGMENT	ATOP BOOKCASE #6B North	TA	042799 1425	42 41	R6B north	10" fr E / 9" mid pt	approx 25'9", -30" 3FT
1129	GRAY COLORED FRAGMENT	ATOP BOOKCASE #5B 5A	TA	042799 1421	~~41~~ 41	31FT	21'2.5", 27.5"	6th section fr south
1131	COPPER COLORED FRAGMENT	CNTR OF S. Computer TABLE W SIDE LOWER	TA	042799 1005	39	EW+10	18'7", 51"	between computers 7+8
1132	GRAY METAL FRAGMENT	NORTH EDGE TABLE 15	TA NW corner 23'10", 6'1430	042799	41	NW corner TABLE 15	hole 13.5" from long hole 14.5" fr	28 1/4" up 27 3/4" up
1133	COPPER COLORED METAL FRAGMENT hole in bone	WEST SIDE floor CA BELOW #1108	TA behind border	042799 1130	40	~~31FT~~ (hole)	42.5" from SW corner	33" up) Row 6A west
1134	INDEX CORE yellow paint WITH Possible ACCELERANT RESIDUE	FLOOR SOUTH OF TABLE #15	TA	042799 1042	40	18-2	29'1", 11"	TEST FOR ACCELERANT
1135	3m CERAMIC PELLET GRAY FRAGMENTS 36'1" 22"	ATOP BOOKCASE Row 6B	TA 3pcs	042799 1455 3pcs	42 41	TOP ROW 6A	10'7", -24"	3rd seg fr south (9" from E edge)
1136	GRAY METAL FRAGMENT	FLOOR BETWEEN Row 5-6	TA	042799 1200	42	31FT	15'8", -5"	
1137	~~GREY~~ ~~SH~~ METAL FRAGMENT	BOOKCASE 5A 3RD SHELF up	TA	042899 0850	42	31FT	11', 32.5"	25" up, 9" back 2nd seg fr south
1138	(2) GRAY METAL FRAGMENTS	FLOOR BETWEEN Row 5-6	TA	042799 1646	42	31FT	26'11", -21.5"	
1139	(3) SHOTGUN PELLETS	SILL WINDOW #12	TA	042799 1647	43	W12 sill edge	A-2"E/9.75" back C-32 3/16" E/0 3/16"	B-3" E of A 4 1/2" back

JC-001-012690

EVIDENCE RECOVERY LOG TEAM # 2

PAGE 16

LOCATION LIBRARY – WEST SIDE
DATE 042199
CASE REPORT NUMBER 99-7625
EVIDENCE INVESTIGATOR ACIERNO

ASSIGNED PERSONNEL
GRIFFEN – CBI
HAMMOND – CBI
DELONG – ARAPAHOE 4497
SWANSON – CBI
P. RAMSEY – WHTR
STALTER – JCSO

ACSO 99-16215

ITEM #	DESCRIPTION	WHERE FOUND	RECOVERED BY	DATE/TIME RECOVERED	PHOTO	SUBLIST? Y/N	PACKAGING METHOD	MISC. COMMENTS
1140	GREY METAL FRAGMENT	ATOP BOOKCASE Row 5A	TA	042799 1468	41	31FT	10'6", 35"	2nd seq for south
997B	CHARRED SPIRAL NOTEBOOK	ATOP TABLE 15	TA	042799 1540	12		26'7", 29"	TEST FOR ACCELERANT
997C	LIQUID SOAKED INTO PAPER TOWELETTE	ATOP TABLE 15	TA	042799 1534	12		mid-point	TEST FOR ACCELERANT
1141	NUMEROUS SHOTGUN PELLETS GRAY METAL FRAGMENTS	WITHIN SEC. W GLASS/ATOP 11	TA	042899 1110	18	W11		
1142	(2) COPPER COLORED FRAGS / PELLETS	FLOOR BS CPU STATION #4	TA	042799 1602	43	EW+10	20'10", 7'6" 21'3", 6"	
1143	PLASTIC SHOTWAD & GRAY METAL FRAGMENT shot frag	KICKBOARD AT BODY # 8 Card	TA	042799 1603	44	EW-7'3", 65" Wends up hole	7.5' down,	2" fr W., 30" fr south SHOTGUN SEQ?
1144	PLASTIC SHOTGUN SHELL. WOD in card wadder	IN CHAIR N. COMPUTER TABLE	TA B10 new	042799 1607	34	EW+10	SW seq 24"4", 16.5'	28" up – back cushion
1145	COPPER & GRAY METAL FRAG / PELLET MAIN upright	WOOD SIDE OF CUBTM N Corner	TA B10	042799 1608	44	"	SE seq 25'10", 16.5"	27 1/4" up – NT WITH
1146	GRAY METAL FRAGMENT W. Blouse (ROW 3)	ATOP BOOKCASE UNDER WINDOW 7	TA	042799 1630	45	18-2	22'10", -148"	2nd section from WOOD
1147	COPPER & GRAY COLORED PELLET Hole D	BEHIND KICKBOARD AT CPU #4	TA	042799 1620	43			
1148	(2) COPPER COLORED FRAGMENTS	ATOP BOOKCASE BELOW WINDOW 7	TA	042799 1722	45	top R8 18-2	20'1", -160"	(W7)
1149	COPPER COLORED FRAGMENT	WINDOW SILL BELOW WINDOW 7	TA	042799 1715	45	W7/18-2	23'4", -158"	Between top levels
1150	COPPER COLORED FRAGMENTS	FLOOR EAST of TABLE 20	TA	042799 1723	45	18-2	20'4.5", -20.5"	
1151	PLASTIC SHOTGUN SHELL 3rd shelf up	2ND SHELF BOOKCASE BELOW WINDOW #10	TA	042799 1730	45	W10	20" from south 8.5" from front of Bookcase RB	30" up
1152	COPPER & GRAY COLORED SM METAL FRAGMENTS Spherical	NORTH MAGAZINE SHELVES	TA	042799 1653	46	No. Bk Case	5th shelf up	
1153	GRAY & COPPER COLORED FRAGMENTS	FLOOR BELOW WINDOW #15	TA	042799 1705	46	W5	on right side of Computer (pm = 30" deep	
1154	(2) GRAY COLORED METAL FRAGMENTS	Row 5 WEST / WOOD BOTTOM SHELF / SECTION 4TH	TA	042899 1335	46	31FT	A - 19'3", 44" B - 18'7", 31.5"	4th seq from N. on floor below shelf
1155	GRAY COLORED METAL SHOTGUN PELLET Rowlek	BOOKCASE 6A 2ND SECTION from	TA	042899 1220	46	31FT	15'10", -35"	2nd seq for N under shelf
1156	GRAY COLORED METAL SHOTGUN PELLET	BOOKCASE 6A 1ST SECTION/ upper	TA	042899 1215	46	31FT	11'4", -32"	1st seq from N/ under shelf
1157	GRAY METAL PELLET FRAG	BOOKCASE 6A,	TA	042799				

JC-001-012691

EVIDENCE RECOVERY LOG TEAM #2 ACSO -16215

PAGE 17

LOCATION LIBRARY - WEST SIDE
DATE 04/29/99
CASE REPORT NUMBER 99-7625
EVIDENCE INVESTIGATOR ACIERNO

ASSIGNED PERSONNEL
GRIFFEN - CBI
HAMMOND - CBI
Jo 9719 DELONG - ARAPAHOE
SWANSON - CBI
P. ROWLETT - WHTR
NW corner Row W STALTER - JCSO

✓ 1158 pellet from Book Row 6A, west side, 3rd shelf up - 26 1/4" up, 7" back, 3.5" from N

ITEM #	DESCRIPTION	WHERE FOUND	RECOVERED BY	DATE/TIME RECOVERED	PHOTO	SUBLIST? Y/N	PACKAGING METHOD	MISC. COMMENTS
✓ 1159	(2) GRAY METAL SHOTGUN PELLETS	BOOKCASE 6A 6TH SHELF UP & EAST		04/28/99 1155	✓ 47	NW corner Row West	A 24" up, 8", 17" B 24" up, 8.5", 26.5"	from N
- 1160	(1) SILVER COLORED FRAG (1) COPPER COLORED FRAG	ROW CB EAST, 2ND SHELF UP/1ST SECTION ROW W		04/28/99 1510	✓ 47	31FT Rovers Cards	SILVER → 20'3", -22" COPPER: 21", -24"	24.5" up TOP OF BOOK 20" up back of shelf
- 1161	GRAY COLORED SMALL METAL FRAGMENTS	ROW 5/2ND SECTION In Back Shelf		04/28/99 1204 West	✓ 47	31FT wall	24", 23'4"	UP
- 1162	GRAY COLORED METAL FRAGMENT	BOOKCASE 5A/2ND SECTION // BACK SHELF		04/28/99 1200	✓ 47	31FT 24 25" off wall	21'8"	UP
- 1163	GRAY COLORED FRAGMENTS	ROW 5A, 3RD SECTION FROM NORTH		04/28/99 1427 lower shelf	✓ 47	31FT	21'5"	UP
- 1164	SM GRAY COLORED FRAGMENT	ROW 6B EAST, 3RD SHELF UP 2ND SECTION FROM NW.	3rd shelf up	04/28/99 1436 Row 6B	✓ 47	31FT	-27", 26'9"	2nd row fr. NC. 34'4" up
- 1165	SMALL GRAY COLORED FRAGMENT	ROW 5A W/3RD SHELF UP 4TH SECTION / FROM NORTH		04/28/99 1525	✓ 48	31FT	30", 18'7"	R5A W 27" up 4th fr N. 3rd shelf
- 1166	COPPER & GRAY COLORED METAL FRAGMENTS	WALL RECORD WINDOW #5		04/28/99 1130	✓ 48	18-2	@ 11' at W wall	west under W5/W6
✓ 1167	PHOTO ONLY	WINDOW #4			✓ 48	W4 Ceiling	approx 26" from NC edge	
✓ 1168	(2) GRAY COLORED METAL FRAGMENTS	INSIDE WALL BETWEEN WINDOWS 11 & 12		04/28/99 1538	✓ 49	SO. WALL W 11/W12	under TV - see	Polaroid sketch
✓ 1169	(4) BURNT WOODEY MATCHES	FLOOR AREA BETWEEN WINDOWS C/18-2 BASELITES		04/28/99 1549	49 ✓ 36	18-2	front of W bookcase, 21'7", 3" from 20, by H22/H23	see add'l 34(T15) details on p4
✓ 1170	(4) BURNT (1) UNLIT MATCHES	FLOOR AREA BETWEEN/18-2 & 31' BASELITE		04/28/99 1551	49 ✓ 36	18-2	under table 16 underneath @ 36'9"	by 1114, between 6+ 38" W side R 6A. Sect-2
✓ 1171	(2) BURNT MATCHES	FLOOR AREA BETWEEN EAST of 31' BASELITE		04/28/99 1553	49 ✓ 31	east of 31FT line	SW corner R5A	by #948 + partially 20
- 1172	COPPER COLORED FRAGMENTS ceiling	OVER 31' BASELITE BETWEEN 14' & 20'		04/28/99 1559	✓ 50	above 31FT	between 19-20ft from W.	
- 1173	COPPER COLORED FRAGMENT ceiling	TOP OF CEILING TILE		04/28/99 1517	✓ Adam	per review of photos		w/ Griff
- 1174	GRAY METAL FRAGMENT ceiling	ON CEILING TILE		04/28/99 1511	✓ Adam		"	
- 1175	COPPER COLORED FRAGMENT	ROW 6, 3RD SHELF UP 1ST SHELF FROM NORTH		04/28/99 1518	✓ Adam	✓	per Griff	
- 1176	COPPER COLORED FRAGMENT	ROW 6, 5TH SHELF UP 5TH SEC FROM NORTH		04/28/99 1519	✓ Adam	✓	per Griff	
	1177	blood stain off blue chair	SO CONTINUED SO custom chair		Polaroid - Adam ✓	✓		
	1178	GRAY COLORED TRIPOD PIECE	[illegible]					

JC-001-012692

1

Page Laura A. DeLong 9719

INVESTIGATOR'S CASE NOTES

99-16215

Case Report Number JCSD 99-7625

DATE / TIME	ACTIVITY / NOTES	ADDRESSES/PHONE #s
	Mike Greenwell LPD, Roz, K. Heaton, B. Isaacson, P. Hordman	
4/20/99, 1445	Stephanie Munson	
	052682 WF	
	l. ankle top - bullet Thru + Thru	
1450	Stephen "Austin" Eubanks	
	DOB 100781 WM	
	l. knee, rt index (stitched) + rt little	
1455	Adam Kyler (neck brace)	
	WM 062482 hit by object - not bullets	
1520	HQ	
	Run Vict file	
1630	assign to CP @ Bowles + Pierce	
1700±	Report in to Beatty	
	briefing to be at 1800	George McGlynn ~~[illegible]~~ LPD
1800	Jeffco & Helgeson briefed re Library	
1815	Chris Andrist advises park flags for bomb parts or safed bombs	
	Randy West & Lt. ~~Kickbusch~~ Kieckbusch in charge	
1947	Sgt Randy West briefing	
	still working on 2 devices	
	one more sweep w/ SWAT	

LAKEWOOD POLICE DEPARTMENT
445 S. Allison Pkwy.
Lakewood, CO 80226-3106
Det. Michael Greenwell
303-987-7233•Fax303-987-7206
Juvenile Crime Unit

1a
Page

INVESTIGATOR'S CASE NOTES

ACSO 99-16215
Case Report Number
JCSD 99-7625

DATE / TIME	ACTIVITY / NOTES	ADDRESSES/PHONE #s
4-1-99	Fraud Hotline 1-800-877-9017 99-16215 (1-8) 4/20/99, 1445 Stephanie Munson 052682 Jas9719 Porter Littleton AIRTOUCH	
	Fraud Hotline 1-800-877-9017 99-16215 4-19 4/20/99, 1450 Stephen "Austin" Ehbanks DOB 100781 wm Jas9719 Ltn Porter AIRTOUCH	
Laura A. DeLong		
	Fraud Hotline 1-800-877-9017 99-16215 4/20/99, 1455 Ltn Porter (20-26) Adam Kyler DOB 062482 wm Jas9719 AIRTOUCH	

AC 851

AOA Jeffco

INVESTIGATOR'S CASE NOTES

99-16215
Case Report Number

Jeffco 99-7625

DATE / TIME	ACTIVITY / NOTES	ADDRESSES/PHONE #s
Nov. 1 1948	School had 1800 students inside	
	Nancy Boldebson Jeffco Coroner	
4/20/99 2100	briefing (Grayson on scene) [redacted]	
	more devices in cars	
	& school per West	
	NOT NEEDED at scene	
2124	clear	
2142	return per page	
	dig Cap	
2305	clear - next at 0600	
2325	home	
	Laura A. DeLong 9719	

AC 851

3
Page

Laura A. DeLong 9/19

INVESTIGATOR'S CASE NOTES

77-16215
JC80 99-7625
Case Report Number

DATE / TIME	ACTIVITY / NOTES	ADDRESSES/PHONE #s
4/24/99 0600	5 teams	
	2 FBI Pkg lot	
	1 evidence collection team	
	#1- Tom	
	#2 Tom Griffin, Al Hammond, Rich Swanson - CBI	
	Jeffco Jim Jennings, Dennis Lab	
	Inv. Gallegos, Heylen, Vondekamp, Adam, Hoffman	
	Team Leader - Woodin	
0845	sweep park - bullets found in street	
1100	fold evidence placards	
~~1100~~	~~1200 So Sims?~~	LIBRARY -
1200	lunch	Sketch
1300	setup	
	Bomb frags - look for tags + ID marks - Crip	
pipebombs	= nails, shot pellets, duct tape, pipe, end caps	blk powder
	Jim will handle ev. collection	
outside	yellow outside bombs + bullet frags	
inside	pink - exploded parts or made safe	
	do frags in groups - not individual	
	molotovs? go into paint cans	
	not bags	
	flammables go into metal cans	
	film goes to evidence unit (Vicky)	
	photo log turned in w/ film	
	Evidence: time, date, where, who, what on pkg	

AC 851

JC-001-012696

4

Page

INVESTIGATOR'S CASE NOTES

99-16215
JCSO 99-7625

Case Report Number

DATE / TIME	ACTIVITY / NOTES	ADDRESSES/PHONE #s
4/21/99	all bodies #d by Jeffco Coroner	
	trace + latents not an issue	
	keep frags same for latents	
4/21/99, 1350	walk thru til 1423	
	Bring in gear	
	ATF needs weapon info	
		NORTH
	Laura A. DeLong 9719	

AC 851

JC-001-012697

5
Page

INVESTIGATOR'S CASE NOTES

ACSO 99-16215
JCSO 99-7625
Case Report Number

DATE / TIME	ACTIVITY / NOTES	ADDRESSES/PHONE #s
4/21/99 1520	Windows marked #1-12 from N to So.	
	W1- clear	
	W2- shot hole (1) above (1) lower) middle left middle	
	W3- blasted out 1 hole lower left lower panel, dents to north (rt)	
	W4- 8 holes lower / 1 up upper rt	
mid rt lower rt	W5 2 shots? lower + middle upper blasted - 4 upper upper rt bloody on 5 side next to 6	
	W6 2 holes lower blasted / 1+? middle upper blasted / 1 hole upper	
	W7 1 hole left lower shattered / middle upper 1 hole lower mid	
	W8 cracked, hole lower rt	Tom's symbols
	W9 clear Polaroids to Tom Griffin	△ bullet = frag
	W10 clear who placed measurements on them	
duct tape on sill	W11 shades rumpled - 1 hole lower +	○ - live ~~unfired~~ Cartridge
	W12 clear	
		□ casings
(1530	Trina JCCO Triena Harper on Scene)	
	Counter running E/W (so side) to be	▽ - bomb frags
	joint base line w/ group 1+2	
		Shotgun shells ?
	continuing row + aisle numbers from	
	east to west	
	Group 1 starts @ 1-4	
	"Row" = book case	
	"Aisle" = space between	
	Group 2 diagram shows Rows 5-6-7	
	Laura A. DeLong 9719	

ACSO 99-1620
JCSD 99-7625

6
Page

INVESTIGATOR'S CASE NOTES

Case Report Number

DATE / TIME	ACTIVITY / NOTES	ADDRESSES/PHONE #s
4/21/99, 1600	Furniture dims	
	Computer tables 60"x 23'11.5" x 30 high	
	desks 36 x 74.5 x 29.5 high	
	Chairs 19 x 18 x 16 3/4 / 42 high	
	microfiche table 30 x 48 x 26 (52"nF)	N. table x29 30x60" w/ microfilm by N. window
	typewriter table 32 x 30 x 27	
	N-bookcase 13 x 146 1/4 x 72	
	West counter w/ copier 25 x 55 1/4 x 32.5	
	Copier 32 x 25 ± extension x 42	
center	pillars 25 1/4 x 25 1/4 NOT ALL THE SAME	
	Row 5A - 25 x 290 > space 67.5"	62" to wall
	5B 25 x 74	
72.5" high	6A 25 x 146 > space 38 1/4"	42.5" to wall
	6B 25 x 146	
	7 25 x 74 (5 shelves up)	
	space to south wall 42" to wall from Row 7	
	wall is 113" high	
windows 66" high	E to W windows	
sill @ 40" high	space 7, window 12 39.5, space 40.5	
	W 11 109", pillar (offset 6")	
	W11 = 123" wide (p. 48)	
	book rack 30 x 17 x 36 by NE door passage	
	front counter around corner from copier @ 39" high	
	Laura A. DeLong 9719	

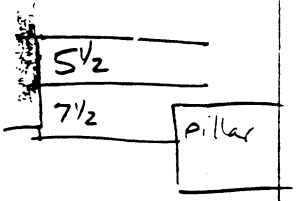

7

Page Laura A. DeLong 9719 INVESTIGATOR'S CASE NOTES

ACSO 99-16215
JCSD 99-7625
Case Report Number

DATE / TIME	ACTIVITY / NOTES	ADDRESSES/PHONE #s
4/21/99, 1647	W1 - Clear	
	W2	
	927 - Shotgun shell 13'7", 14" (mid)	Team 2 / Team 1
14', 16" (cig case) (middle)	929 blk leather trenchcoat w/ cig case	NW / NE
	932/931 sil beads, wadding, sil tape?	
18-2 line	plastic wadding	1st base
	so (west) table to baseline 5'10", 36"	
B8	hip 6'2", 48"	SW / SE
	rt knee 7'8", 36.5"	
Steve	legs cross 8'2", 50"	
Curnow	l. heel 8'9", 34.5"	
	l. toe 9'9", 36"	
	carole dividers 36" o.c. apart, 24" deep,	
	1st division @ 37.5" top of table	
	25.5" bottom of rail, clearance 29" (underneath)	
	932 shotgun wadding ~~plastic~~ 10'11", 61"	
18-2 line	931 slug ~~wadding~~ 10'6", 40.5"	
	933 metal silver slug 4'10", 2'2"	
	940-.45 live 3'2", 22"	
	945 lead frag 3'7", 33.5"	
	935 shotgun shell 4", 18"	
	rt chain 943 copper frag 2', 1"	
	928 shotgun shell 15'11", -38 under chain	
	925 shotgun shell 21'10", 3"	
	924 intact bullet 25'1", 38.5"	

934 DED duct tape 28'1", 62"

ACSO 99-76215
JCSD 99-7625

8
Page

INVESTIGATOR'S CASE NOTES

Case Report Number

DATE / TIME	ACTIVITY / NOTES	ADDRESSES/PHONE #s
	so. computer table (E. side corner) 29'7", 38"	
	No. computer table lines up same E/W	75" apart
	29'7", 172" ≈	
	@ 10 ft N fr Baseline @ 8 3/4" length	
B10	l. toe @ 24'7, 35.5"	
	l. heel 24'9, 46"	
	rt toe 24', 56"	
all plus 10 feet for 2nd dim (120")	int knees 23'3", 50"	#925 shell 21'10", 2"
	rt knee 22'4", 44	
	rear 22'2", 68.5"	
	rt fgrs 21', 34" under chair	
Kyle	rt elbow/head 20'4", 41"	
Velasquez		
	923 student ID Kyle Velasquez, top of	(white note books also behind in corner 1039)
	computer 10B (N table) 25', 67"	
	922 wadding behind rt foot 23', 64"	
1840	break	
BY GRIFFIN CBI B6 @ 1855	RT TOE 16' FROM WEST 153"	ALL SOUTH OF BASELINE
	LT TOE 17'6" 144"	
	RT HAND 18'5" 138"	W/M
Matt	JEAN BUTTON 20' 154"	
Kechter	TOP HEAD 22'4" 144	Matt Kechter
	LEFT KNEE 18'4" 169"	
	LEFT HAND 19'+16", 144"	
	Laura A. DeLong 9719	

ACSO 99-16215
JCSD 99-7625

9
Page

INVESTIGATOR'S CASE NOTES

Case Report Number

TIME	ACTIVITY / NOTES			ADDRESSES/PHONE #s
[illegible]	GRIFFIN CBI			
B7	RT HEEL	19'2" FROM WEST,	182"	B/M
@ 1910	LT TOE	18'4"	166"	
	LT HIP	19'+22"	166"	Isiah Shoels
Isiah	TOP HEAD	22'7"	150½"	
Shoels	LEFT HAND ALONG BODY ENDS @ LEFT KNEE			
	LEFT KNEE	18'5" + 13"	162"	
	RT SHOULDER	22'7"	158	
done 1945				
B9	ANKLES CROSSED LEGS TOGETHER			South Bend
	LT HAND	7'10"	134"	
	TOP HEAD	7'½"	137"	
	LT ELBOW	8'7"	144"	
	JEAN BUTTON	8'5"	160"	
W/F	LEFT KNEE	10'4"	160"	
Cassie Bernall	RT TOE	11'0"	172"	
	Laura A. DeLong 9719			

Laura A. DeLong 9719

INVESTIGATOR'S CASE NOTES

JCSD 99-7625
Case Report Number

DATE / TIME	ACTIVITY / NOTES	ADDRESSES/PHONE #s
[illegible]	~~943 jacket frag 2', 1' on rt chair~~ copper	~~l. arm~~ assist by [illegible]
4/21/99, 1955	942, bnt frag 5'7", 68"	
	936 wadding 7'0", 60" top of sotable, l. side	
	930 shotgun shell (near 931) (3rd carb.) 12'0", 54"	
	926 shotgun shell 23', -53"	
	947 copper frag 22'2", -61"	
☆☆	N/S line @ 18'2" from base	assist by Matt Murray DPD + Dave
	902 SIDE BY SIDE saved off 32'10", 0 back 23.5	
	903 9mm Intratec 33'5", 23.5/34.5	
	901 9mm carbine rifle 32'8", 23" / 34'2", 51"	
	989 magazine clips 34', 54" middle	
	~~969 casing~~ 900 33'10", 64" barrel/ 33', 87.5"	
	968 casing 32'7", 73"	
	900 taped and saved off shotgun over under	
	970 wadding 34', 79"	
	990 plastic wadding 36'10", 95.5	
	991 skull bit front of ~~ex~~ 6A case 4.5", from so wall 111"	
	969 34', 72"	
B12	head/ear 36'5", 103.5"	WM
rt	hip/belt 34', 100"	wht shirt
Eric l.	elbow 35'6", 88	
[illegible]rris	l. heel 33'11", 59.5"	
	rt heel 33'4", 60"	
	l. knee 34'10", 77"	

11

Page Laura A DeLong

INVESTIGATOR'S CASE NOTES

99-1005
Sept 20 99-7625

Case Report Number

DATE / TIME	9719 ACTIVITY / NOTES	ADDRESSES/PHONE #s
4/21/99, 2035	B11	
	nose 35'10", 70"	
Dylan	l. shldr 36'10", 59"	WM
Klebold	rt shldr 35'4", 64.5"	Black shirt
	belt buckle 35'8", 44"	
	mid knees 34'2", 33.5"	
	l. toe 33'5", 12"	
	rt heel 35'2", 16.5"	
	1004 lead 36'11", 14.5"	
B11	pink flags 9-8	
	9 sm pipe part out of cargo pocket + CO_2s	
	8 CO_2s	
B12	l. cargo pocket (cut) ammo pouch/shotgun shells	
	outside rt leg lg fence	
B11	ammo pouch between l. elbow + head, in line w/ hip	
	1003 lead frag 34'2.5", 3.5"	
South wall area by Rows 5-6-7 measured from corner	985 bomb frag (matches + tape) top of Row 6 so.	
	986 - 2 pos shotgun slug + dud tape (Pink 11)	So
	981 - lead slug 8" so / 119.5"	
	982 plastic wadding 8" so / 89" w	
	983 plastic wadding 0" so / 69" w	
	980 - lead frag 37" so / 161" w	
CO_2	987 exploded metal (by tree) fr. so wall 11",	fr w wall 20"

JC-001-012704

12

Page Laura A. DeLong 9719

INVESTIGATOR'S CASE NOTES

HCSO [illegible]-16215
JCSD 99-7025
Case Report Number

DATE / TIME	#984 ACTIVITY / NOTES	ADDRESSES/PHONE #s
4/21/99 2050	duct tape on 80 window (#11) sill –	39" from W pillar
	961 spent 9mm casing by back 40'5", ~~40~~ 8.5"	5" back
18-2 line	1005 frag 36', ~~[illegible]~~ -49" matches too	
	962 skull bits 33'7", -73.5"	
4/21/99 2125 ~~[illegible]~~	clr scene	
2200	home	
4/22/99 0800	[illegible] CP	measurements to east from 18'2" N/S line
0820	[illegible]	
	resume measuring	
	965 [illegible] 9mm cartridge 30'3", 65" SE corner T-15	
	966 casing spent 9mm 29'8", 69.5"	
	967 casing spent 9mm cartridge 30'5", 78"	
	993 wadding under table 15 25'1", 3.5"	
table of shooters T15	994 Frappuccino/Star Bucks glass Table 15 29', 8.5"	Molotov cocktail container?
combined	995 slug gry metal frag 27'10", 21"	Floor so. of Table 15
	996 wadding by back-pack 30', 36" Dan Steeple on BP	
	997 molotov res. + burned papers Table 15 top of table 26'7", 29"	mid pt
[illegible]	~~[illegible]~~ 994 "Star Bucks" label on glass 28'10", -4.5"	902 is saved off shotgun
shoe is 1060	1006 by shoe under chair - lead slug 28'4", 88"	
	1007 top of chair - duct tape Table 20 26'3", -60"	
	963 tape + shot floor SW corner Table 20 26'7", -99"	
	993 under chair slug Table 15 23'9", 11"	
	964 duct tape 23'0", -38"	
0905	[illegible] FBI [illegible] device [illegible] LB	

13
Page

Laura A. DeLong 9719

INVESTIGATOR'S CASE NOTES

99-16215
JCSD 99-7625
Case Report Number

DATE / TIME	ACTIVITY / NOTES	ADDRESSES/PHONE #s
4/22/99/030	bldg cleared & return to scene	
	put (+) symbol on placards to	
	indicate item measured for diagram	
4/22/99, 1100	resume measuring - SW corner detail	
in line	1001 Frappuccino lid 16'9", -18"	— Molotov Cocktail?
w/pillar	971 shotgun shell (silend) 18'9", -106"	
between W6 & W7	972 " (goldend) 19', -93"	
	973 " (goldend) 19'10", -92"	
front of	998 slug 12', -55"	
W6/W7	974 casing 10'10", -112"	
North of B9	975 bullet 11'10", -117"	
	976 sg shell 7'6", -133" by backpack "Steven Greenwood"	
See also sketch by table 18	blue cushion chairs by windows 4 & 5	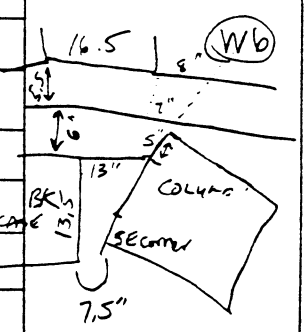
	36x36x35	
	#1021 copper frag 17'7", -14'6"	
	SE corner @ 18'6", -161" from 8 line case	
1205	break	
1255	return New Ref N/S @ 31' EW Base Base	
	948 bomb tape frag (End of SB) (Pink 20) 35'3", 18	
between rows 5+6	960 tape frag 33'9", -7"	assist by Jennifer Savage
	949 wadding 26'10", -9"	
	977 lead 24'1", 14.5"	
	978 tape frag 24'11" 24"	
	950 copper frag 21'11", 18.5"	
	951 plastic wadding 20'7", 20.5"	

JC-001-012706

14

Page Laura A. DeLong 9/19 INVESTIGATOR'S CASE NOTES

ACSO 99-16215
JCSD 99-7625
Case Report Number

DATE / TIME	ACTIVITY / NOTES	ADDRESSES/PHONE #s
4/20/99	952 casing 19'10", 20.5"	
	953 casing 18'4", 22"	
	954 casing 17'8", 24"	
Between Rows 5 & 6	955 casing 17', +17"	
	959 plastic wadding 19'3", 22"	
	956 casing 17'1", -15.5"	From 31 ft mark
	957 casing 16'6", -25.5"	
	958 casing 16'2", -15.5"	
	1020 lead (w/skull behind on shelf) 15', -10.5"	
	casing on book side bk case	
	979 lead 10'1", -20"	
	book case - bottom shelf	
	No end 5A, 2nd, 3rd, 4th from North	
	shot Thru books	
	1002 lead frag front of copier 60'4", 12"	
behind copier by desk	905 sg shell 61'10", 38.5 ~~[illegible]~~	~~6+12~~ ~~10~~ 6E2
	906 copper frag 62'8", 39.5"	
	1008 lead frag 66'9", ~~-18~~" -4"	
	907 holes in N. comp table side 64'3", -19"	E edge N computer table
	(1st up 12", 2nd up 17.5")	at -21" from 31'
	at 31 ft EW baseline -	
	front of N. book case is at 70'10"	
	Book case 5B (No. end) 41'1", 22.5"	
Table 17	table closest ↑ 43'1", -40.5" (N. side)	
	" 37', -37" (S. side)	

15

Page Laura A. DeLong 9/19 INVESTIGATOR'S CASE NOTES

ACSO 97-16215
JCSD 99-7625
Case Report Number

DATE / TIME	ACTIVITY / NOTES	ADDRESSES/PHONE #s
	SW end Row 5B 35', 23"	from 31' line
1033	NE end Table over B6+B7 36', 105"	
on top	SW end table B6-B7 @ 17'5', 0" from 18'2" line	
table 16 →		
Table 15 —	NW corner table with 997 medium on top	FROM 18'2" line
	@ 23'10", 5"	
	SE corner 27'5", 64.5"	
N. corner table	67'2", 18" approx	NNE 1009 NSE
	62'3", 18"	
	1009 — 12" from east edge N corner table & 21" from SE corner N table	
	or 64'2", 28½" from 31ft line	
	1018 — note binders by B10 (behind 922) (Kyle Velasquez)	EW base
	904 metal frog 36'8", 17" (under front counter overhang)	
	1010 (CPU #34A) hair on top 24", -27"	measured 4/23/99 Baseline @ 20 ft No. of 1st Base help by Griff
Not in computer labeled	908 red hat w/ blood/holes 21', -5"	
	~~1012 gun/weapon~~ ?	
	1013 metal frog (wood frag) 16', 61"	
	1014 (doorway) copper frog 10'4", 88"	
on top →	1015 plastic wedding top of microfiche table SE corner 5'3", 66"	
	910 sig shell 4', 83"	
	913 plastic wed top of NE table 2', 95"	
	914 ~~top~~ wedding (by window wall) -2", 71.5"	
	911 casing -2' 4", -4"	

16
Page

Larry A. DeLong 9/19 INVESTIGATOR'S CASE NOTES

ACSO 99-10245
JCSD 99-7625
Case Report Number

DATE / TIME	ACTIVITY / NOTES	ADDRESSES/PHONE #s
9/22/99 1400	ok 1016 metal frag — 1'6", 2"	
	912 copper frag behind pillar W2/W3 (window sill)	
	918 bond tape NE corner of pillar 1', 38" from 2nd EW	
along W. wall	944 - mid window ledge W2 - frags @87" high	
	916 sg shell @0', -22" from 2nd base	
	917 casing — 7", -33"	
	ok 1017 on sill metal frag (W3 edge) (North) 1½ from window in N corner W3	
from 2nd EW base	along aisle between N + So computer tables	
	938 copper frag 8'7", -13.5 from 2nd base	
	919 sg shell 12'8, 12"	
	920 sg shell 13'6", 41"	
	921 match (burnt) 13'6", 17.5"	
	915 sg shell 5'9", 46" from 2nd base	
tripod	ok 1020 Steve Curnow (back pack) from West 16'9, 40"	
	1019 Steve Curnow notebook on top of sta. 5 from west @ 19', 60"	
	1012 - bullet hole (dent) in upper frame of window N. wall, W of book case	
	ok ~~add~~ 1018 wedding 2'9", -5.5" from 31ft N/S tape	
end of Row 5-6	ok 1019 copper frag 1'11", 34.5"	
	1038 ~~1017~~ copper frag 1'10", -90.5"	
	blast pattern SW corner R7 @ 44'6", 35.5	From 18'2" tape
drug wipe	1035 ~~1016~~ lead frag @ 46'1", 0	
	match @ 46'7", 3"	

17
Page

INVESTIGATOR'S CASE NOTES

ACSO 77-7625
JCSD 99-7625
Case Report Number

DATE / TIME	ACTIVITY / NOTES	ADDRESSES/PHONE #s
4.22.99	BASE LINE NOTES	



Laura A. DeLong 9719

18

Page Laura A. DeLong

INVESTIGATOR'S CASE NOTES

AC80 99-16215
JCSD 99-7625
Case Report Number

DATE / TIME	ACTIVITY / NOTES	ADDRESSES/PHONE #s
H2499 1430	1022 sage hat w/ hole 28', 8.5"	From 18'24 base
	1023 frog (silver) 25'10", 11"	
	Dan Steepleton backpack by 994/996	see later for [illegible]
	Pat Ireland backpack by 992/1023	
	1024 - metal frog - window sill @ W8	
	2"x2" away W9 [redacted] W8	
	from N corner	
	or 33'6", 9'3" at 3'1.5" height on sill	
Table 19 -	table over B9 victim Cassie Bernall	
[illegible] yes	1034 ~~1023~~ v's BP on table	
	Emily Wyant note book (E. side)	
	Emily Wyant Back pack on chair - mid North	
[illegible] yes Table B67	1033 ~~1022~~ notebook NE corner top of table	From 18'2" N/S line
	victim Matt Kechter @ 10'8", 18"	
	1036 ~~1021~~ Back pack of M. Kechter @ 12'6	
table 17	table closest to Row 5B	
	west side behind table	
	Kathy Park - behind middle chair	
	blk purse under so chair - Crystal Woodman	
	929 coat + cigs @ 13'10", 18" (EW line)	
[illegible] 18 NE	table so of so computer table @ 3'9.5", -10"	(18'2" line)
SE corner @ 6'10", 10"		
	Amanda Stair B pack @ 19'6", - 4'0"	

19

Page Laura A. DeBorg 9719 INVESTIGATOR'S CASE NOTES

ACSO 99-16215
JCSD 99-7625
Case Report Number

DATE / TIME	ACTIVITY / NOTES	ADDRESSES/PHONE #s
4/22/99 1500	Kacey Ruegsegger Backpack at NE corner of N. blue chair	
	NE corner leg of N. ↑ @ 4', 11"	
	SE leg of ↑ @ 3'6", -1'1"	
	table size 36"x 24"	
	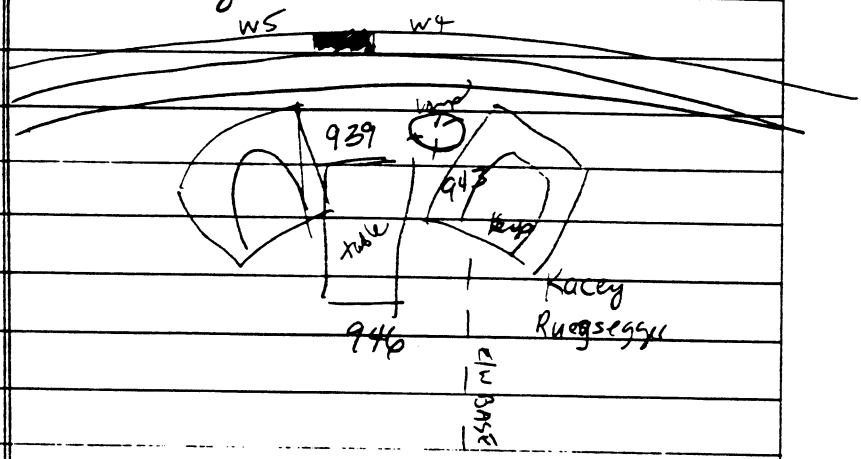	
	939 @ 1'4", -36" from EW base) - plastic wad	
1530	Kathy Park books - seat of high back chair	
	N. end of Row 5A	
	Row 5A consists of 8 segments	
	books shot through on bottom row	
	N to So. seg 2/3/4	
	(From 31' tape) @ 17'4" / 20'4", 23'4"/26'4"	
	to E from Base 24"	
	to W from Base 22"	
		974 - 1032 (13" to south)
Note:	31 ft base intersects EW base at 47'10"	
	1032 Shot pellet by B9 12'3"?, -9'11" from 18'2 line	
	sort of in line w/ #998	

JC-001-012712

20

Page Laura A. DeLong 9719

INVESTIGATOR'S CASE NOTES

99-16213
JCSO 99-7625
Case Report Number

DATE / TIME	ACTIVITY / NOTES	ADDRESSES/PHONE #s
	table by windows & 1007	Repeat info
Table 20	blue pack N end – Stephanie Salmon	
	green BP floor SW corner – Andrew Fair	
	navy duffle – floor between NW corner + Bree	
	book case, so of pillar by W7	
	NE corner 19'2", 4'3"	From 18'2" line
	Makai Nele Hall – grn/blk BP @ SE corner	
clear 1700	SE corner 25'6", –41+7"	
4/23/99, 0820	measured items in NW corner area	USING
	Ryan Barrett – blue notebooks	BASELINE @
	No. edge, No. computer table	20' North of 1st
	at edge Carole 3/4 @ 14'8, –15"	at 67'10" from
		South wall
	1012 on wall (window frame) @ 84.5" high	
	@ 19'6", 70	
	window is 52x50 (ext-ext)	BOOKCASE
	R Barrett green BP @ 13 ft, 0 (3rd carole)	
	Evan Todd – Blue notebook 11'2", –14 (2nd carole)	
	909 Computer 4B – shot in screen – 9'10", –18	
	1027 – lead 3'6, –13"	
drop info – see pg 16	912 copper frag on W2 so sill – see detail sketch	
by W end so comp. Table	1028 metal frag 3', –73" from 2nd base	
	941 copper 4'3", –66.5"	
	1011 top of microfilm table behind monitor by window N. wall	
	from N wall 12" + 3" from W edge window	
	and at 16'4" (from 2nd base)	

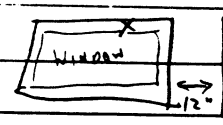

21

Page Laura A. DeLong 9719 INVESTIGATOR'S CASE NOTES

99-16215
JCSO 99-7625
Case Report Number

DATE / TIME	ACTIVITY / NOTES			ADDRESSES/PHONE #s	
1/23/99	Evidence Items Check off list				
	900	926	952	978	1003
1033	901	927	953	979	1004
1034	902	928	954	979	1005
1035	903	929	955	980	1006
1036	904	930	956	981	1007
1037	905	931	957	982	1008
1038	906	932	958	983	1009
1039	907	933	959	984	1010
1040	908	934	960	985	1011
1041	909	935	961	986	1012
1042	910	936	962	987	1013
43	911	937	963	988	1014
	912	939	964	989	1015
	913	939	965	990	1016
	914	940	966	991	1017
	915	941	967	992	1018
	916	942	968	993	1019
	917	943	969	994	1020
	918	944	970	995	1021
	919	945	971	996	1022
	920	946	972	997	1023
	921	947	973	998	1024
	922	948	974	999	1025
	923	949	975	1000	1026
	924	950	976	1001	1027
	925	951	977	1002	1028 1029 1030 1031
					1032

22
Page

INVESTIGATOR'S CASE NOTES

99-16215
JCSD 99-7625
Case Report Number

DATE / TIME	ACTIVITY / NOTES	ADDRESSES/PHONE #s
4/23/99, 0955	DUPS & Corrections	
C✓	1016 frag -1'6", 2"	
1035	← ~~1016~~ lead frag @ 46'1", 0 FR 18-2	
C✓	1017 on sill W3	
1038 ←	~~1017~~ copper @ 1'10", -90.5" Row 6 FR 31FT	~~1016~~
	lead Shot	~~1017~~
	1022 sage hat	~~1018~~
1033 ←	~~1022~~ notebook M Kechter table 16	~~1019~~
		~~1020~~
		~~1021~~
	1023 frag @ 25'10", 11" FR 18-2	~~1022~~
1034 ←	~~1023~~ back pack over B9 NW corner table 19	~~1023~~
1040 ←	~~1019~~ S. Curnow notebook - so. side of north comp table	
	1019 copper frag so and Row 5-6	1024 was also a dup
1039 ←	~~1018~~ note books B10	
	1018 wadding @ 2'9", -5.5" FR 31FT	
1037 ←	~~1020~~ lead front of shelf Row 6	
C✓	1020 S. blue Curnow BP comp table	
1036 ←	~~1021~~ BP blue M. Kechter table 16	
	1021 copper @ 17'7", -14'6"	
	Laura A. DeLong 9719	

JC-001-012715

23
Page

INVESTIGATOR'S CASE NOTES

99-10265
JCSD 99-7625
Case Report Number

DATE / TIME	ACTIVITY / NOTES	ADDRESSES/PHONE #s
4/23/99, 1025	1025 skull bits 14'5", -23" on bottom front shelf	(4" up)
	1026 shell casing on bookcase S [1026 RNWGA] N	31 FT tape
	15'1, -36, 15.5" high	
	Laura A. DeLong 9719	

24
Page

ACSO 11-16215
JCSD 99-7625
Case Report Number

INVESTIGATOR'S CASE NOTES

DATE / TIME	ACTIVITY / NOTES	ADDRESSES/PHONE #s
4/8/11, 1150	~~937 on sill~~	
	946 9mm RP bullet 5'5, 21" W4 main EW base	
	937 on sill of W4 bullet metal frag —	
	5 inches back from ledge (W)	
	21" from N divider	
EW base + 10 (2nd N)	1041 metal frag 1'9.5", 9" floor, W3	
EW base	1042 "K" keys - rt seat N. blue chain W4	
EW base	1043 blk fleece jacket - l.arm N blue chain W4	
EW base	Steve Greenwood pack (blk) 5'8", 6'	
see p.18 also	1034 is books + backpack by Cassie Bernall	
	on top table 19 NW side	
	Emily Wyant table 19 east side	
	Bree Pasquale duffle between table 20 +	W7
18-2 line	(in line w/ Steve Greenwood pack) -137 W, 19'6" S	
	NW corner table #20 @ -88.5 W, 19'2" S	
"	~~Makai~~ Nele Hall gm/blk BP @ 24'3" S, 42" W	
"	988 by B11 plastic shot wad 32'5", 39.5"	
	flr N of Row 7	
based on	1029 spent 9mm cartridge casing 34'10, 74" by head B12	
photo review	1030 metal gry frag 35'11, 82 between B11/12	
furthest N. —	1031 spent 9mm cartridge casing 36'4, 83 (in pants?)	
1225	lunch break til 1320	
	Laura A. DeLong	

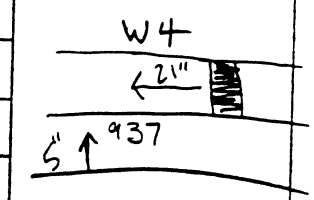

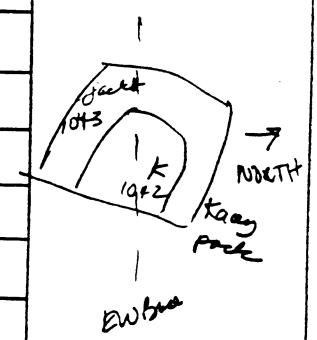



AC 851

JC-001-012717

25
Page

ACSO 99-16215
JCSD 99-7625
Case Report Number

INVESTIGATOR'S CASE NOTES

DATE / TIME	ACTIVITY / NOTES	ADDRESSES/PHONE #s
7/24/99, 1400	Table 15 NW corner @ 23'10", 5" FROM 18-2 LINE SE corner @ 27'5", 64.5" (5'4.5)	see also p. 15
Recap	Table 16 SW corner @ 36', -105" FROM 31 FT LINE NE corner @ 17'5", 0" FROM 18'2" LINE	(8'9")
	(B6-7)	
	Table 17 NE - 43'1", -40.5" FROM 31 FT BASE SE - 37'0", -37"	see also p. 14
	Table 18 - NE corner @ 3'9.5", -10" FROM 18-2 BASE SE corner @ 6'10", -10" "	see p. 18
	~~[illegible]~~ Anode Stain BP	
	Table 19 NE 11'6", -56.5 FROM 18-2 BASE SE 14'6", -56.5 " "	
	(B9)	
	Table 20 NE corner @ 19'2", -4'3" from 18-2 line SE corner @ 25'6", -48" "	see p. 20
	TABLES 37" x 74.5" x 29.5"	
	COMPUTER TABLES - 75" apart 5 ft x 24 FT ↑	
see pg. 7	divisions of ↑ @ 36" apart / total 8 sections on each side, 24" deep	
	No. computer table NE corner @ 29'4" →	
	[illegible]	
	SO. COMPUTER TABLE	
	SW corner @ 5'10", 36" from 1st E/W baseline	→
	SE corner @ 29'7", 38" from 1st E/W baseline	→
OR	SE corner @ 51', 18.5" from N/S base @ 31 ft	↑
	NE corner @ 56', 18.5" "	↑
From 31 ft	SE corner N. Comp Table @ 62'3", 19	↑
line	NE corner N. Comp Table @ 57'3", 19	↑
	Laura A DeLong 9719	

AC 851

JC-001-012718

26

Page Laura A. DeLong 97.9

INVESTIGATOR'S CASE NOTES

97-16215
JCSD 99-7625
Case Report Number

DATE / TIME	ACTIVITY / NOTES	ADDRESSES/PHONE #s
4/23/99 1420	North wall Magazine ~~Book~~ Case at 70'10" ↑, 31' →	31 FT BASE
	NW No end Bookcase 5B @ 41'1", 22.5"	
	SW so end Row 5B @ 35', 23"	
	Blue upholstered Chairs 36x36x35	by windows
"Cushionchair"	north chair	
	so leg @ 3'6", -1'1" FROM MAIN E/W BASE	NOTE: FOR ALL 31 FT Baselines REVERSE COORDS
	north leg @ 4'0", 11"	
4/23/99 1510	#1000 duct tape by table 15 flr to E	
	@ 24', 76" from 18-2 tape	W8 W7
	#999 on sill so side W7 - 2" away from corner bullet frag	
NE corner	under 909 #1047 under NN-2 (2nd from west) No computer table No side back wall holes kick panel FROM 20 LINE	9'4", -32" / 9'8", -32" / 23.25" high
	1048 copper frag 3'9", 74" from 20 Base NW corner	
	1049 sil metal gry 7", 75" "	
EW+20	1050 sil metal gry 0", 77" "	
	1051 copper frag -1", 49" "	
	1052 copper frag -7", 12" "	
	1053 sil metal gry -7", -61.5" "	
EW+10	1054 Copper frag behind NS-1 so side N comp table 1st seg 8'2", 34" FROM 10 LINE	
N. Bk Case(E)	1046 metal gry frag @ 70'2", 2.5" Not service desk (west of) FROM 31 FT LINE	
under MF table / under book cart	1057 gry frag @ 14'3", 76" FROM 20 LINE EW+20	
	1045 metal frag by NW corner (flr) check out desk 65'7", 41" FROM 31 FT LINE	
EW+10 so station #9	1055 under N side S copper frag pellet? comp table (4th seg) 15'1", -29" copper frag	FROM 10 line

AC 851

JC-001-012719

27

Page Laura A. DeLong 9719

INVESTIGATOR'S CASE NOTES

11-1645

JCSO 99-7625

Case Report Number

DATE / TIME	ACTIVITY / NOTES	ADDRESSES/PHONE #s
9/25/99, 1625	1044 Copper frag 7'5", 34" From EW Base	31 Ft
	so side ~~B16~~ B8 flr by so. comp table	Row 6A
see also p11	985 top of so end Row 6A Bomb frag tape + matches + birdshot	
	72.5" high - top of all bookcases	SW SE
31 FT Base	SW @ 3'6", -45 SE @ 3'6", -25	
	985 @ 3'6", -~~12~~" likely 12" from corner	wall
BM	Isaiah Shoels	
WM	burns on hands pants + shirt Matt Kechter	
	flag pink 12 on NW corner of table 16	
1700	briefing	
1745	curve of windows	
	starting from so wall at	incendiary burn by 1084
	so edge of dividers N/S line at 18-2	
W7-10 front of	10/9 (2.5) @40', -55" Bk case	46'10", -22' so. pillar front to wall -10" to front of book case 18-2 LINE
bookcase plus depth to wall	9/8 (16.5) @ 35' - 85" Bk case	
bookcase 13" deep +2 in ± to wall	8/7 (2.5) @ 30' -110" Bk case	
	7/6 (16.5 + pillar) @ ~~25~~' @ 27', -127" bk case	
windows all 86" wide	6/5 (2.5) @ ~~20~~' 19', -174" to wall between pillar + bks	
	5/4 (16.5) @ 15', -185.5 to wall	
Measured on 5 ft marks	4/3 (2.5) @ 10', -198.5 "	
	3/2 (16.5 + pillar) @ ~~8~~' 7', -205.5 "	- so side of table 18
	2/1 (2.5) @ E/W base, -18'2"	mid of N blue chair
	at EW +10 (57'10") 31 ft plus 8 inches	
	at EW +20 (67'10") 31 ft plus 8½ in	

South

W10 W9 W8 W7 W6 W5 W4 W3 W2 W1

NORTH

AC 851

JC-001-012720

28

Page

Laura A. Delong

INVESTIGATOR'S CASE NOTES

77-16512

JCSD 99-7625

Case Report Number

DATE / TIME	9719 ACTIVITY / NOTES	ADDRESSES/PHONE #s
11:44 AM, 1815	North angled wall	
	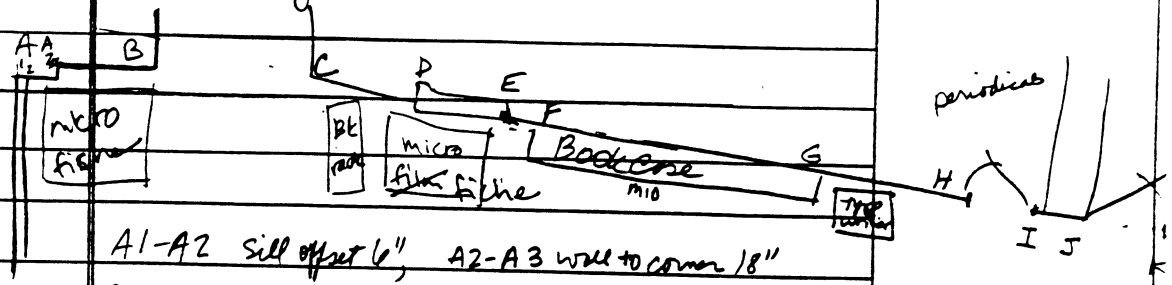	
	A1-A2 Sill offset 6", A2-A3 wall to corner 18"	
	Book case is 13.25" from wall	
8 1/4" offset @ A3	A3-B 52"	
	BC (passage wall) 82"	
	CD 48.5"	
	DE (window) 52" ext to ext (frame is 2" around)	height 35.5"/85'5" from floor
	EF 12"	
	FG (book case) 145.5" (Ck prior measurement)	
	GH 39.5"	4 divisions to book case
	HI (door to periodicals) 35.5"	
	IJ 22"	
	JK (door to lunch rm) 35.5"	
N/S	Distance from E/W base +20 (67'10" from 80 wall)	
add 8.5" to all on E/W	A1 -1", 94.5" @ 75'8.5" (7'10.5") G 34'1", 45.5" (to wall) @ 71'7.5" (3'9.5") carpet offset into door ways = 5"	
	A2 1'2", 92.5" @ 75'6.5" (7'8.5") H 37', 40.5" @ 71'2.5" (3'4.5")	
	A3 1'2", 92.5 + 8.25 = 100.75 @ 72'2.75" (8'4.75") I 40'4", 35.5" @ 70'9.5" (2'11.5")	
	B 5'7", 94" @ 75'8" (7'10") J 42', 32.5 in @ 70'6.5" (2'8.5")	
	C 12'4", 82" @ 74'8" (6'10") K 45', 21" to wall @ 70'1 (2'3")	
	D 16'5", 76" @ 74'0" (6'2")	
	E W N/S	
clear @ 1900 hrs	front of Bookcase mid pt 27'10", 43" + 13.25 (4'8 1/2") E/W @ 72-6.25" N/S F (wood) to wall 21'8", 67" @ 5'7" 73'5" (4'8.25")	

AC 851

JC-001-012721

29
Page

INVESTIGATOR'S CASE NOTES

ACSO 99-16215
JCSD 99-7625
Case Report Number

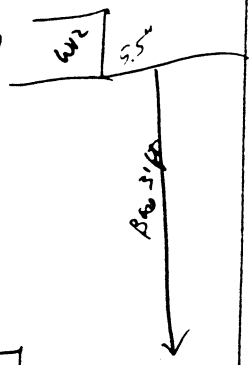



DATE / TIME	ACTIVITY / NOTES	ADDRESSES/PHONE #s
4/24/19, 0800	briefing in auditorium	
0850	double check pillar measurements/placement	
	window 12 - W edge is 5.5" east of 31ft base	W12 5.5"
		Base 31ft
EW+10	pillar W2/3	
	SE corner @ 8", 21.5"	
	NE corner @ 8", 41.25"	
31FT Base	SO pillar by W12	W12
	19.5" wide @135.51 from 31ft line	
	mid pillar by blue high back chair	
	(Kathy Park books)	
	SW corner 29'6, 48" pillar 19.5" square	
	also NE corner of Row 5A	
	Row 5+6 47" apart at base	
	45" apart from side walls	
	Space between Rows 6+7 47.5"/45.5" apart	
south of		
SO computer table	1061 - beads center of extent under SO SO comp table #2 area from W @11', 4" main EW	
	(by blood pool)	
	1056 copper frag @10'4", 4' under SO comp table	main EW
by table 15	1060 - shoe 27'3", 7' bloody rt Adidas	18 2ft line under chair by Table 15
	Laura A. DeLong 9719	

AC 851

JC-001-012722

30

Page Laura A. DeLong

INVESTIGATOR'S CASE NOTES

ACSO 99-16215
JCSO 99-7625
Case Report Number

DATE / TIME	9719 ACTIVITY / NOTES	ADDRESSES/PHONE #s
1/29/77, 0950	1064 blk "B" hat (B11) new [illegible] 35'6", 60"	from 18-2 line
	1065 blk trousers (B12) 34'6", 80"	
By B11-12	1066 ammo belt pouch 33'8", 80" B12	
	1067 ammo belt w/sg shells 35'3", 7ft B12	
	1063 base of potted tree by SW corner pillar	
	tape frags stuck to side 46'2", 21"	18-2 line
	and to top	
	device burn near 37', -23" and 1004	
	assoc(?) matches by 961 43" to south	
	and 60" to SW of burn +54" NW	
	burn at so end of Row 7 @44'4", 35	18-2 line
	assoc w/ tree basket	
	metal by tree on floor	
	and debris on W11 sil	
	possibly also 985 on top of so end Row 6A	
table 17	1070 metal frag under middle east chair table 17	From 31 Line
	under Heidi Johnson BP. @40', 18.5"	
W5	1071 on so blue cushion chair plastic wadding seat	
	18", -68" W5	
	Window 5 is where boy went out	
by N. door	1058 silver color disk See Tom ~~Adair's~~ Griffin's notes	

AC 851

JC-001-012723

INVESTIGATOR'S CASE NOTES

TKSO 99-1621S
JCSD 99-7625
Case Report Number

DATE / TIME	ACTIVITY / NOTES	ADDRESSES/PHONE #s
7/20/99, 1020	1059 blue rubber band by N. door	door gap is 39" wide
	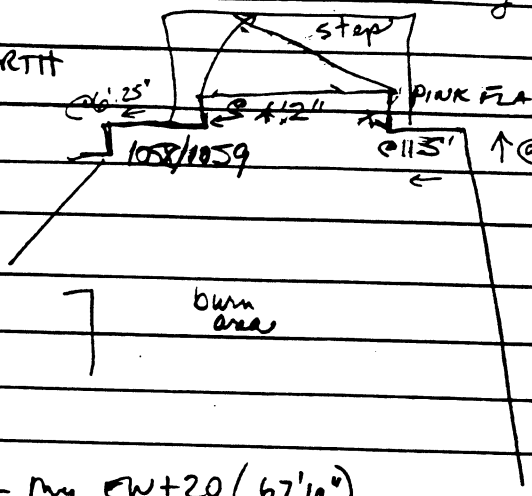	DOOR IS 35.5 wide. (offset is 8.5")
1058/1059 on step per photo review w/Griffin 9/06/3/99		
	burn area	
See also Adair's report	from my EW+20 (67'10")	22
	to Adairs 1st +33'5" @101'3"	67'10" 67'10"
	to North door +19'9" @ 121ft	33'5" 33'5"
		19'9" 10'0"15
		(24") 101'3"
		121'
	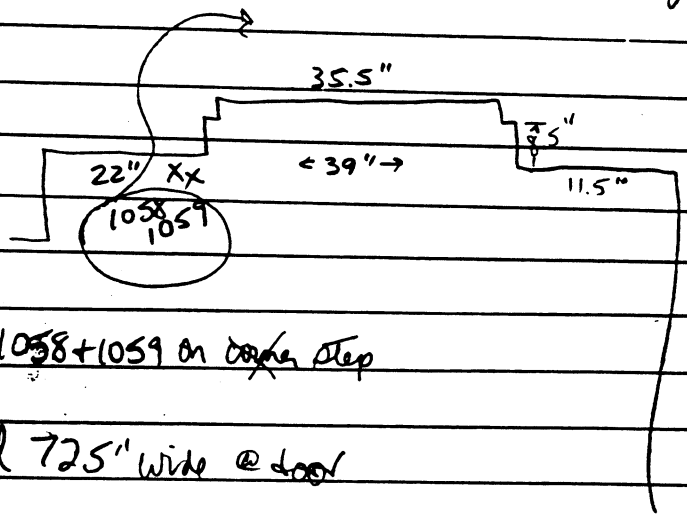	
	1058+1059 on ~~other~~ step	
	hall 725" wide @ door	
see p. 49 #1171	match by 948 + pink flag 20	
	Laura A. DeLong 9719	

AC 851

32

Page Laura A. DeLong 9/19 INVESTIGATOR'S CASE NOTES

ACSO 99-16215
JCSO 99-7625
Case Report Number

DATE / TIME	ACTIVITY / NOTES	ADDRESSES/PHONE #s
4/29/79, 1055	TABLE 15	
	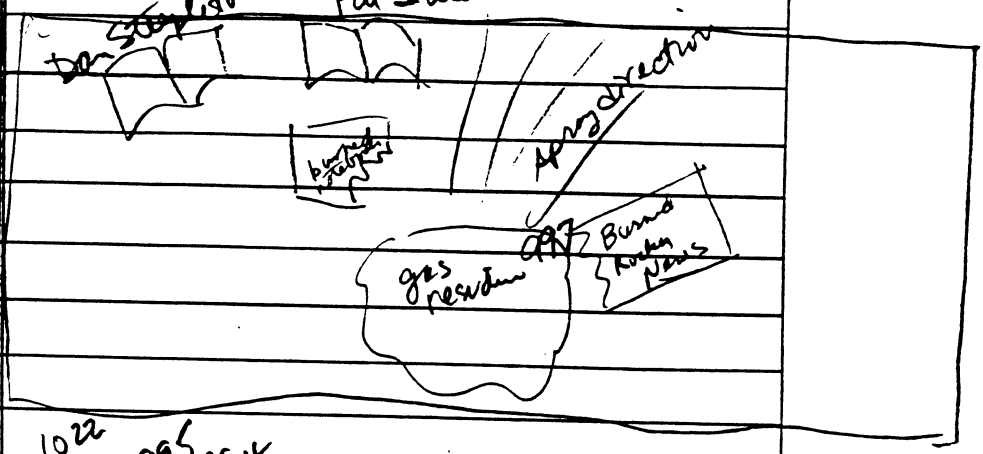	
	1022 995 994	
	pink flag 7	
	1072 on No cushion chair - top back	
	holes in back cushion 1', 4" & 1'3", 2-4"	no evidence, just holes?
WA	20.5' seat	
	26" arm	
	32+2 back	
	41" from N side of W 4 and 50"	
	1068 No side SO comp table - 1st segment	
	metal frag @ 8'6", 33.5" from EW+10 line	
	(57'10 minus 33.5")	
		
1 20	1075 frags on sil	
See sketch #11	1073 frag between glass panes @ 48" + 51.5" from so edge	
	gry metal frags	
	← 73" so of EW+10 line	
	mid pt of divider	

AC 851

JC-001-012725

33
Page

Laura A. DeLong

INVESTIGATOR'S CASE NOTES

ACSU 99-1625
JCDD 99-7625
Case Report Number

DATE / TIME	9719 ACTIVITY / NOTES	ADDRESSES/PHONE #s
~~[illegible]~~ 1, 1130	1069 bag w1/2 9", -21" gry metal frag floor	EW+20 line
	1062 front sill of W8 (behind bookcase)	
	53" from so edge of W8 +2" back	
	1076 Knife B12 Rt front pocket w/wooden @	Pakistan
small dagger like knife w/2 stilletto type sticks	1077 knife w/ nylon sheath from bodies l. boot	
	1078 " rt boot - lg knife w/ belt leather sheath/scabbard	
	1079 lg handle knife B11 left hip	TOOK POLAROIDS, BUT DIDN'T KEEP - ASKED JEFFCO FOR A ZEROX
so end W8 grass	33'7", -113 from 18-2 line	
	1093 - 1102 magazines + ammo stuff from suspects	
14" diameter shade 10" diameter base	1074 lamp shade (center) @ 1'2", -16" (55 inches high) From EW base	
	1091 flr on so side so cushion chair (W6)	
	copper + gry color frag @ 3', -72" from EW base	
	NW corner Table 16 + pink flag 12	
	@ 11'4", 10" from 18-2 line	
4/26/99 1200	1225 lunch	
		31 ft base
along aisle	1087 impact sites (section 2) Row 5A, west base 24'3-24'8", 24" (3 marks)	
" 5-6	1082 22'7", 24" book "Deep Song" (section 3 from north)	
	1085 metal frag 21'8", 18" Bottom shelf Row 5A	
scrap in book	1083 book Emma Lady Hamilton 21'2", 24"	

AC 851

JC-001-012726

34

Page

Laura A. DeLong 9719 INVESTIGATOR'S CASE NOTES

AGU 99-1645
JCSD 99-7625
Case Report Number

DATE / TIME	ACTIVITY / NOTES	ADDRESSES/PHONE #s
7/6, 9 1250	1086 frog embedded by nut (3rd div) @ 20'3", 27"	8" up 31ft line
	1089 "book V.wein frog 18'11, 24"	
aisle between Row 6-7	1088 book W.R. Leigh frog 18'9", 24"	
	1084 metal frog 19'2", 6"	
	1090 " 12'9", 9.5"	
	SE corner Row 6B @ 18'10.5", - 21"	
Between Tables	1080 chunk wood from top cover chair 16'9", 70" W of Table 17	FROM 18-2 line
17+16	1081 copper frog 9'3", 43" flr N of T16	
	#1080 appears to go to chair in aisle	
	between N+ so. computer table by 16 Body	
FROM	1103 hole No side so. comp table in back of chair copper colored frog	
EW+10 line (57'10")	16 3/4" high @ 10'8", -21" (hole) FROM EW+10 line (57'10")	
	projectile 6" to south of hole (2nd section) flr W	
see also p. 44	Chair behind B10 - facing North table - No. comp (3rd section from East)	
	20'6", 23 SW leg	
	21'11", 25 SE leg	
* 1144/1145	→ chair go side N. comp table, 2nd section from east	
chunk 1080	facing east 24'4", 16.5 SW corner	
matches	25'10", 16.5" SE corner	
Aug 99, 1345	Review video by Adair for chair placement	see sketch 39 a/o 6/29/99
	approx 20 minutes long	

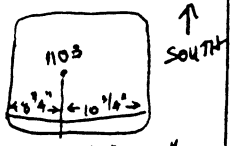

@108", -21"
(EW+10)

AC 851

35

Page

Laura A. DeLong 9/14

INVESTIGATOR'S CASE NOTES

[illegible] 99-16215
JCSD99-7625

Case Report Number

DATE / TIME	ACTIVITY / NOTES	ADDRESSES/PHONE #s
4/26/99, 1410	Cassie Bernall under table 19	
		general position from video
4/26/99, 1435 18.2 base	1092 metal frag 17'4", -136" (drop measure ?) between table 19 + 20	
W6 see sketch #12	Tree and bullet holes at N end of Window 6 front of wall - 33.5" up base of back sill - 37" up side post - 44.5" up mid pt @ 11'4", -16'5" (18.2 line) re-measure sill height top of bottom sill is 37", not 50.25" as previously recorded	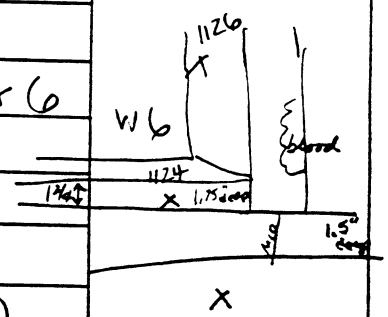
see sketch #40	1106 @ 15'10", 56" rim of Frappuccino glass bottle hair swipe (16'11", 104") blood corner west side of no. end Row 6B (base of book case) Swipe is 3-8" to south	fr E of Table 16 18.2 line
		
Table 16 chair @ SE corner	SW } back legs 18'3", 42" SE } 17'4" 56.5"	8½" up on rt side cross brace

AC 851

JC-001-012728

INVESTIGATOR'S CASE NOTES

ACSO 99-16215
JCSO 99-7625
Case Report Number

DATE / TIME	ACTIVITY / NOTES	ADDRESSES/PHONE #s
4/26/99, 1505	middle chair on east side of table 16	matches under table 16
	w/blood on back side back legs NW 14'10", 47" SW 16'1", 50.5"	#1169 see p.49
bullet or explosion	hole in carpet @ 18'8", 59" (From 18-2 line)	
	Chair at NW corner of table 15	↓ NORTH
	glass or top of chair + (2) behind on floor	28" ↑ ← 15.5
	Impact at front NORTH + top of table too	4.5" ↑ 1 ← 10"
	~~[illegible]~~ ↓ 10", 4.5" from NW corner	1140 in chair
	@ ← 15.5", 28" table top	chair
one measurement is off	22'10", 4" NW leg of chair } front (not consistent w/ angle)	frag in hole is 1132 (table)
	24'3", 1" SW leg of chair } front (apparently moved between 1st photos + measuring)	
4/26/99, 1520	1119 23'2", 10" on top of chair	
glass	floor - behind chair 23'10", 25"	
	floor - chair to east 21'6", 42"	
#1169	match @ 21'7", -3"	#1169 see p.49
4/26/99, 1520 hrs	Richard Swanson discovers shot used in	so. of table 15
#1120	back pack of Dan Stapleton @ 29'3", 26"	(8-2 line)
gry frag on floor see p. 45 (dup)	1121 @ 3rd from N divider of book case in front of W 7/8	(3" east)
	all book cases separated into 3ft segments	
	@ 26', - 121"	
	1105 casing (B12) spent 9mm 33'5", 81" (18-2 line)	
	1115 blood on carpet (B11) 37'9", 68 (18-2 line)	
Row 7	1107 metal frags 6.5" so of / 15.5" east of NE corner Row 7	

AC 851

Laura A. DeLong 9719

~~36~~ 37
Page

INVESTIGATOR'S CASE NOTES

ACSO 99-16415
JCSD 99-7625
Case Report Number

DATE / TIME	ACTIVITY / NOTES	ADDRESSES/PHONE #s
~~4/24~~/99, 1545	1118 - gry metal frag ~~metal slug~~ @ 32'10", 3" (18-2 line)	
between table 15	by chair marking & end of side by side shotgun (#902) mark	
+ B12-11	1122 @ 28'9", 3" metal gry frag (pellet)	
	- holes at 13.5" and 15" East of NW Corner	
28" high ± .25"	of table 15 on north edge of table top	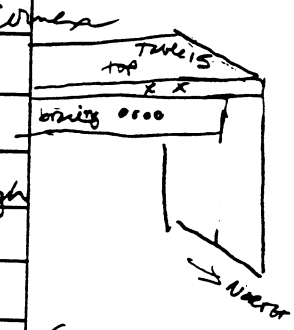
	- ~~shot~~ holes under table in support	
	from 12" to 16.3/4" from west + 24-25" high	
	break	
4/26/99, 1630	1109 carpet sample/blood (by B10) by head	(EW+10 line)
	so side of N. comp table @ 25', 55" (4th from east)	
- of table 16	1113 @ 13'10", 45" carpet sample	18-2 line
West of ~~Row 6B~~ Table 16	1114 @ 14'2", 5" "	
	Matt Kechter W/M B6	
	Isiah Skolls B/M B7	
W of R6B, N. end	1117 18'6", 90" carpet sample	
so. No comp table	Chair w/damage at so side N. Comp table	
holes measured	monitor #3A (2nd Section from West	
later, see sketch 28	SE back leg 10'6", 49" from EW+10 line (57'10")	
	SW back leg 9'3", 53"	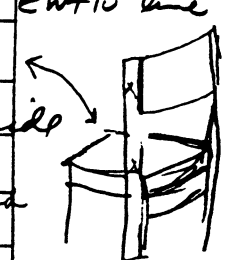
	split from 17" - 32" up on left back side	
see Polaroid & sketch #11		
W3	55"-64" up holes on so. edge of W3 No end or dents frame	
	Laura A. DeLong 9719	video shows chair close to table

AC 851

JC-001-012730

~~38~~ 39
Page

INVESTIGATOR'S CASE NOTES

JCSD 99-7625
Case Report Number

DATE / TIME	ACTIVITY / NOTES	ADDRESSES/PHONE #s
~~Sept~~ 19, 1650	1112 blood/carpet under Table 19 west end by B9	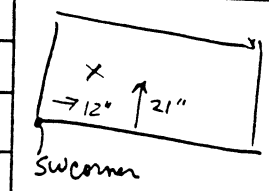
	12" from SW corner + 21"	
	1125 "The Wave" wht tall cap by table 15 (south of) @28'5", 13" (from 18-2 line)	
Window 6	1123 copper frag - between glass	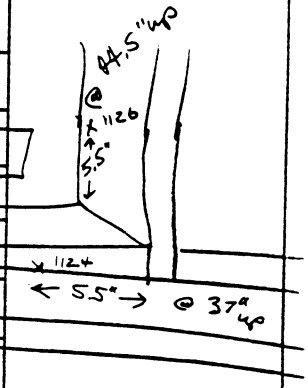
See pg 35	1124 frag from hole	
See sketch #12	1126 frag from hole	
1124A? Log p.17	frags removed by Swanson	
	tear in upholstery of high back chair	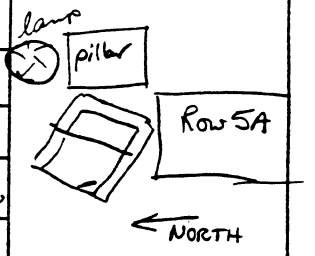
depth from Adair's notes 2'6"	at end of Row 5A LEFT FRONT SEAT	
	cr - @ 31'1", 8" (31ft line) center of tear	
	seat 18" up, arm 22.5" up, back 39" up	
	28" wide at chairs 28"x30"	
	31'11", 53" center of lamp (by pillar)	
1730	clear scene	
	Paperwork at Lab	
	Note: diagrams added to continuously as more evidence discovered	
	Laura A. DeLong	
	9719 Lab	

AC 851

JC-001-012731

38A

Page Laura A. DeLong

INVESTIGATOR'S CASE NOTES

ACSO 99-7625
JCSO 99-7625

Case Report Number

DATE / TIME	9719 ACTIVITY / NOTES			ADDRESSES/PHONE #s
4/4-7/99, 0700	Evidence Items Check Off List			
				B8 is Steve Curnow
~~1044~~	~~1069~~	1094		
~~1045~~	~~1070~~	1095		
~~1046~~	~~1071~~	1096		
~~1047~~	~~1072~~	1097	on or under bodies	
~~1048~~	~~1073~~	1098	not plotted	
~~1049~~	~~1074~~ lamp shade	1099		
~~1050~~	~~1075~~	1100	~~1119~~	
~~1051~~	1076	1101	~~1120~~ plastic shot up Stephen B1	
~~1052~~	1077 B12	1102	~~1121~~	~~1138~~
~~1053~~	1078	~~1103~~	~~1122~~	~~1139~~
~~1054~~	1079 - B11	1104 Recvd W3 Roulet downstairs	~~1123~~	~~1140~~
~~1055~~	~~1080~~	~~1105~~	~~1124~~	~~1141~~
~~1056~~	~~1081~~	~~1106~~	~~1125~~	~~1142~~
~~1057~~	~~1082~~	~~1107~~	~~1126~~	~~1143~~
~~1058~~	~~1083~~	~~1108~~	~~1127~~	~~1144~~
~~1059~~	~~1084~~	~~1109~~	~~1128~~	~~1145~~
~~1060~~	~~1085~~	~~1110~~ Blood carpet B8	~~1129~~	
~~1061~~	~~1086~~	~~1111~~ so stay comp tight	~~1130~~	
~~1062~~	~~1087~~	~~1112~~	~~1131~~	
~~1063~~	~~1088~~	~~1113~~	~~1132~~	
~~1064~~	~~1089~~	~~1114~~	~~1133~~	
~~1065~~	~~1090~~	~~1115~~	~~1134~~	
~~1066~~	~~90~~ ~~1091~~	~~1116~~	~~1135~~	
~~1067~~	~~1092~~	~~1117~~	~~1136~~	
~~1068~~	~~1093~~ * on or under	~~1118~~	~~1137~~	

AC 851

JC-001-012732

39

Page

ACSO 99-16215
JCSO 99-7625

Case Report Number

Laura A. DeLong — INVESTIGATOR'S CASE NOTES — 9719

DATE / TIME	ACTIVITY / NOTES	ADDRESSES/PHONE #s
9/21/99, 0800	Briefing	
0930	Resume scene	
	1104 from holes on N end of W3	see diagram 11 Polaroid
	1110 blood/carpet under SO 158 8', 50" EW base	
	1111 blood/carpet by SO comp table (seg 2 from W) @ 11'4", 46" (EW Base) at beads	
0950	Polaroid of W3 North holes in Aluminum	source of 1104
TOP TO BOTTOM	hole 25.5" up, at back edge	recovered downstairs — see Peggy Rondot info
see sketch	dent 24" up, at back edge	
#11	hole 23" up, 2.5" from back	
3	dent 21" up, 1.5" from back	
sketch 37 also	edge mark 20" up, at back edge	
	hole w/"frag" 19", 1.5" from back	Item 107 was ~~here~~ here
	edge hole 18.25" up, at back edge	
	hole 15" up, at back edge	
	1131 Copper frag on SO. Comp table between ~~monitors~~ computers 7 & 8 @ 18'7", -51" from EW + 10 (57'10")	
	~~SO~~ Comp table	

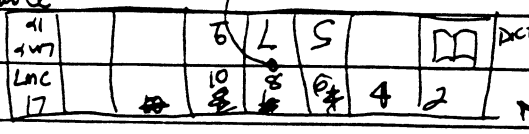

↑ NORTH

Reverse positions see sketch 2A from 6/1/99

North Comp table

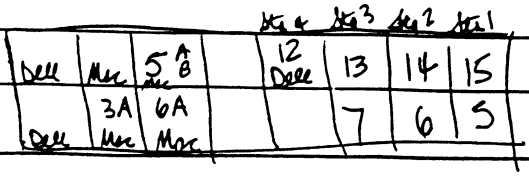

AC 851

JC-001-012733

AC80 71-16215
JCSD 99-7625
Case Report Number

INVESTIGATOR'S CASE NOTES

DATE / TIME	ACTIVITY / NOTES	ADDRESSES/PHONE #s
4/21/79, 1020	1116 blood/carpet by B12 head	
	35'6", 98" (18-2 line)	North
	1108 bullet copper jacketed bullet projectile E back of R6A	R6A 1108
	2nd section from south	11" 1133 hole
31 ft base	behind 9th book, 3rd shelf up	42.5 from corner
	35" up from ground	
	@ 7'6", -28" (from 31 line)	
	behind 2 volumes of A History of	
	English Speaking Peoples Vol 3,4	
	Library #942	
frog behind	1133 is a hole in paperback W. side Row 6A copper frog below 1108	
	West side of Row 6A, 2nd section from so.	
	"Kramer vs. Kramer"	
	hole is 33" up, 42.5" from SW corner of Row 6A	
	(one hole through 4 books) to north of K vs K	
	shelves are 11" deep	
	1134 accelerant soaked index cards yellow + pink	so of Table 15
	29'1, 11" (center area) (base 18-2 line)	
	(by 994)	
	Laura A. DeLong 9719	

AC 851

JC-001-012734

41

Page

Laura A. DeLong 9719

INVESTIGATOR'S CASE NOTES

JCSD 99-7625

Case Report Number

DATE / TIME	ACTIVITY / NOTES	ADDRESSES/PHONE #s
[illegible] 1045	top of book cases 31FT BASE	← North
	1127 top of R5B NORTH copper frag 1', 5" from NW corner	12" 5" 5B
see p. 42	1128 top of R6B NORTH 10" from E, 9" from mid pt small pellet	
6th section fr. south	1129 top of R5A SOUTH FR (6S) gray metal frag 4" wedge/10.5 N	
2nd section from so.	1130 top of R5A (2S) FR 11.5" back from West gray metal frag	
	59.5" North up from South W corner R5A	
Base 31 ft line	☆ 5'3", 23.5" SW corner of Row 5A	
"	☆ 41'2", 21.5" NW corner of Row 5B from 31ft line	
1129	dent @ 1068 @ 20'4" (3th DIV FROM SOUTH)	+10.5"
	1129 @ 21'2.5", 27.5"	base 31 — 23.5 to front of case 4
	1130 @ 10', 6", 35"	
	23.5 + 11.5 = 35"	
see pg 42	1135 top of Row 6A (3rd seg fr so) 9" from E edge @ 10'7", -29"	
	sm circular pellets "birdshot"	SE corner of Row 6A @ 3'6", -20" from 31ft base
see page 36 18-2 base	1132 frag in Table 15 No. edge	
	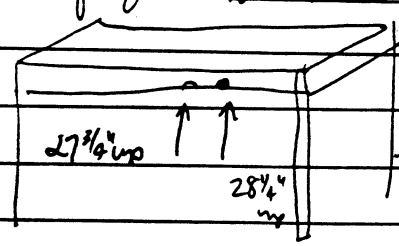 hole 13.5" from NW corner	
sketch 38 also	half hole @ 14.5" from NW corner	
	NW corner of Table 15 at 23'10", -6" (18-2 base line)	
see pg 36	chair at NW corner of table 15	see sketch 38
1140 is frag from chair	 hole in cushion @ 18" up	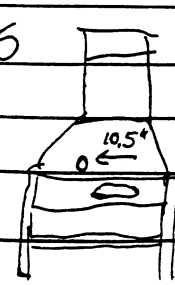  table 15 seat faces west (windows)
	scrape 17" up	
	scrape in wood 6-9.5" from south	

AC 851

JC-001-012735

42
Page

INVESTIGATOR'S CASE NOTES

ACSO 99-10215
JCSD 99-7625
Case Report Number

DATE / TIME	ACTIVITY / NOTES	ADDRESSES/PHONE #s
4/21/99, 1130	dup 1024 found	Eric
	re #'d as 1136	Harris =
	grey metal frag @ 15'8", -5" (from 31 line)	B12
	between Row 5+6	
see pg 41 too	1135 small metal pellets (round + deformed)	
	3 pcs	
	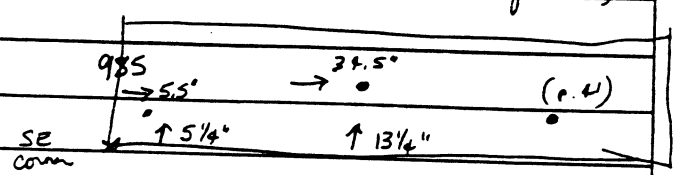	→ NORTH Row 6A (TOP)
FROM 31 ft base		
	approx @ 4', -25.25" / @ 6'4", -33.25"	
1200	lunch break -1236	
between R 5-6B	1138 -2 pcs metal frag 26'11, -21.5"	
top R 6B	see pg 41 1128 @ ≅ 25'9" -30"	(31 ft line)
	1137 small frag on Row 5A, 3rd shelf up,	
	2nd segment from so. 25" up, 9" back on shelf	
	@ 11', 32.5" (on 31 ft line)	
4/27/99, 1255	measure holes in wall under TV between W12-W11	
	per Polaroid photo from W12 from floor	
sketch 36 also	A upper left 5 3/4" 82 3/4"	← lines up (doesn't) with ?, 31 ft line tape
	B middle left 3.7/8" 63.25"	
	C " rt 19.5" 57.25"	#1168 from inside wall
	D lower rt 16.25" 45.5"	
	Laura A. DeLong 9719	

AC 851

JC-001-012736

43
Page

INVESTIGATOR'S CASE NOTES

AC80 99-16215
JCSD 99-7625
Case Report Number

DATE / TIME	ACTIVITY / NOTES	ADDRESSES/PHONE #s
4/21/99, 1300	1139 - 3 sm pellets on W12 sill	
	A B C	
	9.75" back 9 1/8" back 6 3/4" back	
from east edge	2" 3 1/4" 32 3/4"	
see also p. 6	SW corner R6B @ 18'10.5" - 46"	from 31 ft line
	SE corner R6B @ 18'10.5" - 21"	
	blood on ~~top of~~ and panel, mostly to west	
	Sketch 10 - windows & holes	
4/27/99, 1420	~~1143~~ 1142 20'10", ~~7'6~~ 76" 2 copper colored frags	from EW+10 line (57'10" N)
	and 21'3", 76"	
	6th section from west of south side of north computer table	
	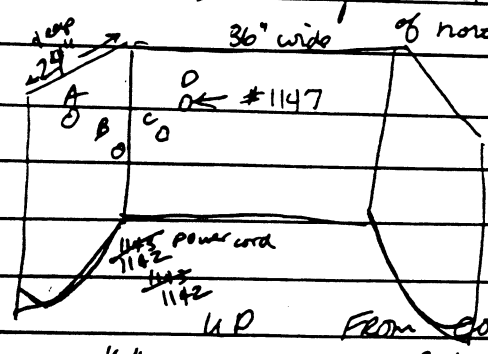	
about 20'7" from west baseline EW+10	head clearance 29" bottom of fascia ~~52 3/4"~~ 22 3/4" bottom curve = 17" deep	
	UP FROM CORNER (NW)	
per Grif 5/12/99 #1147 is behind hole "D"	A 18 1/4" ~~5 3/4"~~ 8 1/8"	Behind Velasquez Sta. 710
	B 16 1/2" ~~8"~~ 1 3/8"	
	C 14" 5 3/4"	
	D 15 1/4" 8"	
		See also sketch 33
	L.A. DeLong 9719 DeLong	

AC 851

JC-001-012737

44
Page

INVESTIGATOR'S CASE NOTES

ACSO 99-16215
JCSD 99-7625
Case Report Number

DATE / TIME	ACTIVITY / NOTES	ADDRESSES/PHONE #s
9-1199, 1430	Hammond Al (CBI) finds wad in upper back chair with split rt side By B10 6" back from rt (south) side	
see pg 34	see page 34 Wad about 3" down from top of chair wadding (plastic) = item # ~~1145~~ 1144	about 28" up from floor
	1145 shot from chair 27¼" up on right top wood	
West of B10 sketch 33	 16.5" up on east side of divider @ 20'7" on EW+10 line	
	1143 down cord hole west end of so comp table 7.5" down from top of table center of hole at approx 20" from w. end, 30" from so end	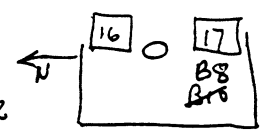
dims of computer section see also p. 43	So So #1 fr W	
see sketch 32	 @ 7'3", 63" from EW base top of kickboard 24" high One inch notch	
	1143 is plastic wadding + lead shot frag Laura A DeLong 9719	

AC 851

JC-001-012738

45
Page

INVESTIGATOR'S CASE NOTES

ACSO 99-16215
JCSO 99-7625
Case Report Number

DATE / TIME	ACTIVITY / NOTES	ADDRESSES/PHONE #s
4/21/99, 1505	small gray metal pellets behind pillar at	
	SW corner of library - ~~back~~ both sills of W11	
see p.48 #1141	bulk of them to west, but all across	
	hole in window 11	
W11	2½" up from back sill and	
	25" from west corner	
	(blind slats mangled w/ small dents	
	corresponding to BB size shot)	
4/27/99, 1600	Dup found for #1121	
p. 36	1121 collected from floor W bookcase	
	at 3rd section from North @ 26', -121"	
	Second 1121 reassigned to 1146	
	1146 is gry metal frag on ~~window sill~~ west bookcase	
	2nd section from North @ 22'10", -148"	(18-2 line)
	~~1148~~ 1149 copper frag between sill levels W7 @23'4", -158"	
	1148 2 copper frag stop North BKcase @20', -160"	W7
	1150 copper frag 20'4.5", -20.5" floor E of table 20	(18-2 line)
	1151 Shotgun wadding - south end of west	
	book case in front of W10, 3rd shelf up	
	~~back~~ forward from ~~glass~~ lower window sill - 5½-6"	
	back from front of shelf 8.5"	
	approx 20" from so end of W10	
	30" up from floor	
1635	~~discover dup of 1143 (p. 43+44)~~ Just wrong # written	

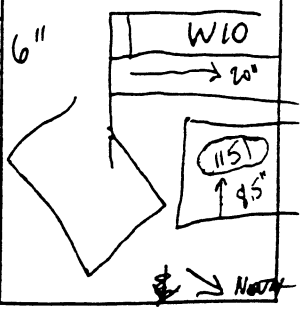

AC 851

JC-001-012739

46

Page Laura A. DeLong

INVESTIGATOR'S CASE NOTES

77-16215
JCS 099-7625
Case Report Number

DATE / TIME	9719 ACTIVITY / NOTES	ADDRESSES/PHONE #s
4/27/99, 1640	1141 - multiple pcs small pellets on window sill of W11 - majority to west	plus frag under hole
#1170	live match (unburned) wood @ 36'9", 38" burned matches	from 18-2 line
	1153 gry + copper frags from floor under W5 all on grn carpet	(green is 30" deep)
	1152 metal frags & sm spheres off North ~~bookcase~~ magazine 5th shelf up & all over	
4/27/99 1700	clr	
4/28/99, 0720	return 0726 enter Dr. Dobersen - did following autopsies Sanders, Scott, Townsend, Fleming	← North
4/28/99, 0750	#1154 2 frags floor below bookshelf of Row 5A, 4th section from north A - 19'3, 41" B - 18'7", 31.5"	A o B o from 31 ft line
	sketches 10-14 while Coroners tour window elevations	
4/28/99, 0920 use order per wf 6/3/99	1155 pellet Row 6A 2nd sec fr N @ 15'10", -35" ? 14'10" works on diagram 1156 pellet 1st sec fr N @ 11'4", -32" (under middle divider) on floor	From 31 ft line
	pull out books to look for whatever	

AC 851

JC-001-012740

47
Page

INVESTIGATOR'S CASE NOTES

AC80 91-1625
JCSD 99-7625
Case Report Number

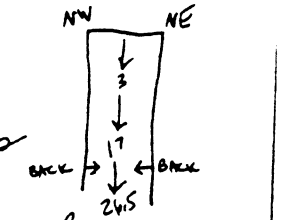

DATE / TIME	ACTIVITY / NOTES	ADDRESSES/PHONE #s
4-0-99, 0935	1157 } Book Row 6A pellet frag W, 4th shelf up	NW NE
	1158 } first section " W 3rd shelf up	3
	1159 } from north 2 pellet frags E 2nd shelf up	17
	height back from North	BACK BACK 26.5
West side	1157 37 1/4" 10" 3"	from NW corner Row 6A
"	1158 26 1/4" 7" 3.5"	
East side	1159 A 24" 8" (most northerly) 17"	from NE corner R6A
	1159 B 24" 8.5" 26.5"	
	Row 6A ↑ No. 15'9", -21 1/4 From 31 ft line	
	15'9", -46 1/4	
	Check books on Row 6B east	
4/28/99, 1020	1160 Row 6B East, 1st section from so.	
	2nd shelf up,	
Alan Riding DISTANT NEIGHBOR	silver frag on top of book (29.5" up) 20'3", -22"	from 31 ft base
	copper frag at back of shelf (20" up 21', -29"	
frags in books	1161 Van Gogh's Diary shot w/ pellets @23'4"	Steve (Jeffco) Stallter
(31 ft line) Deep Song 1082	Row 5A West, 3rd section fr No., lower shelf @ 22'9"	
#1162	Grace ~~[illegible]~~ @ 21'8"	all E of 24-25" ~~25.5"~~ off base
	1163 Woody Guthrie p.219 @ 21.5"	
see previous book p.33	1082, 1086 area	
	1164 small gray frag - Row 6B east, 3rd shelf up	
son set of bookcases	2nd section from No. 34 1/4" up @ 26'9", -27"	off 31 ft base
	Laura A. DeLong 9719	

AC 851

JC-001-012741

48
Page

ACSO 97-16215
JCSD 99-7625
Case Report Number

INVESTIGATOR'S CASE NOTES

DATE / TIME	ACTIVITY / NOTES	ADDRESSES/PHONE #s
4/28/99 1100	sm gry frag #1165 Row 5A west	(31 ft base)
	4th section fr No., 3rd shelf up	
	1165 - 27" up, @ 18'7", 30"	
	1166 frags from inside wall under W5/W6	
	gry + copper color @ 11 ft on 18-2 line at W. wall	
4/28/99 ~~1200~~ 1215	lunch break til 1300	
4/28/99 1300	briefing w/ FBI Spcl Projects Team	
1415	return to library	
	Window 11 dims from notes on Polaroid	
	(taken by me) from CBI Tom Griffin	
	← 123.5" across → 1'5" behind pillar	
see p. 45		
all p. 6	Lunch framing W11	same heights as others on west
	22" from edge	
	3" up 8" from post	
	1141 on sill all across 1141 also under hole	
	pillar in front	
	1141 = little round shot	
per Tom Aclerno Jeffco	+ gry metal frag under hole area (frag not measured cos I thought it would get a separate #) potted tree at corner 1063	
see sketch	1167 - bullet hole, but no evidence	
	ceiling from W4, approx 26" from No. edge	Photo only
	Laura A. DeLong 9719	

AC 851

JC-001-012742

49
Page

AC80 99-1626
JCSD 99-7625
Case Report Number

INVESTIGATOR'S CASE NOTES

DATE / TIME	ACTIVITY / NOTES	ADDRESSES/PHONE #s
Aug 11, 1435	Chair by feet of Q11	
	with hole in rt side seat wood	← NORTH
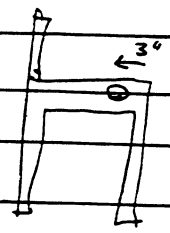		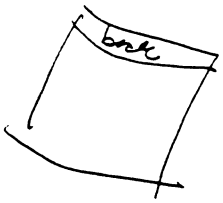
	18.2 base NW corner @ 31'3", 5.5"	
	SW corner @ 32'8", 0	
	17" up	
	Chair by B8 so side, so comp table.	from EW base
North ↑	 SW corner @ 11'1", 8.5"	
	SE corner @ 12'7" 12.5"	sketch 32 also 
	22" up nick on left side rail	
	end table by W 4/5 36x24x18" high	
	potted trees pot diameter 15", 13" high	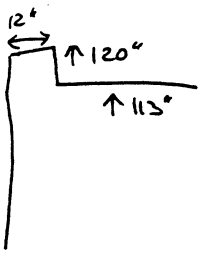
	overall height 80-84"	
	ceiling offset away from windows 12"	
	1168 frags 2 gry metal from inside so wall under TV	
	between W11-W12	
(4) match frags	1169 west of 18-2 line front of west BOOKCASE (W10) 2nd + 6th section lines from south table 20 under west middle chair, by 1122/1134 @ SW corner Table 15	
	1170 between 18-2 line + 31 line unburned by B11 but, between 6A-7 to south by 1114 under table 16, west side Row 6A, Sec. 1-2 from So.	
(2)	1171 east of 31 ft line SW corner of Row 5B by 948 and pink flag 20	
	Laura A. DeLong 9719	

AC 851

JC-001-012743

INVESTIGATOR'S CASE NOTES

JCSD 99-7625
Case Report Number

DATE / TIME	ACTIVITY / NOTES	ADDRESSES/PHONE #s
4/4, 19, 1550	#1172 frog found in ceiling - copper colored over baseline 31 ft between 19-20 feet from south	
1615	measure book racks at N end of Row 7 + 6B	+ 5B
	15 3/4" w, 10 1/4" d, 42" h	
	door heights 83.5" / 85.5" w/ frame	
	passage way (No. hall) 83.5" high	
	north hall ceiling height = 107"	
	typewriter table 32x20x27"	
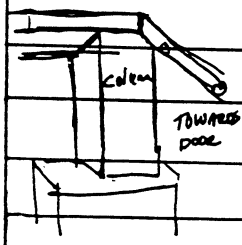	purple lighting box over staff service area 4" deep at back, 9.5" deep at front follows contour of counter 5 lights arranged (inset)	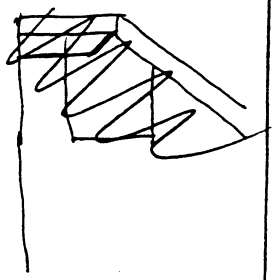
1635	1173 copper frog in ceiling located by Grif measured by Tom Adair	
1730	clr	
4/29/99, 1230	drop off negatives taken by Diane to Jeffco Vicky Spellman @ CHS	
	Laura A. DeLong 9719	

AC 851

51
Page

INVESTIGATOR'S CASE NOTES

ACSO 99-7625
JCSO 99-7625
Case Report Number

DATE / TIME	ACTIVITY / NOTES	ADDRESSES/PHONE #s
~~4-4-99~~, 1100	collect equipment from CHS	
	double ck dims of SW corner pillar	
	+ overall distances between pillars	
	West side from W3 - W6 = 28'9"	
	So side W11-W12 = 195.5"	
5/2/99, ~~2200~~	1052 p. 11 SW corner 34'2.5", 3.5"	
	also p. 14 lead frog front of Copier	
	@ ~~60'4" 12"~~ 12", 60'4" on 31ft line	
ck p.16/22	1018 shotgun was floor so side Row 5/6	
p.16	944 height from floor, but N/S ???	W2
p.16	912 on wall behind pillar W2/W3 ???	
	18-2 line match @ 46'7", 3" (1070)	
OK p.16	#1012 - ding on window ??? specified cut	See p. 20
✓p 32	Cushion Chair height	
(W4)	seat 20.5", arm @ 26" up, back @ 32" + 2" cushion	
✓p. 33	lamp diameter? #1074 see Tony	14"d shade 10"d base
p. 38	high back chair 28" wide x 2'6" ???	
	seat @ 18" up, arm 22.5" up, back 39" up	

AC 851

JC-001-012745

p.52 ACSO 99-16215 JCSD 99-7625

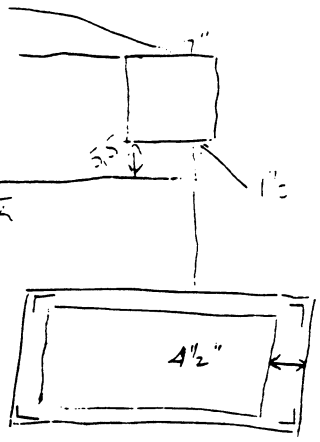

center aisle - W end lines up with W end of post & copier counter

pillar is 1½" further out (west) than copier counter

4" + ½" overhangs from top to base of center aisle

base 47" from 31' line

$$\begin{array}{r} 47 \\ -\ 4.5 \\ \hline 42.5 \end{array}$$

$$12\overline{)42.5} = 3.54 \text{ ft}$$

36
65
60
50

$$\begin{array}{r} 31 \text{ ft} \\ 3.54 \text{ ft} \\ \hline 34.54 \text{ ft TO} \end{array}$$

W edge center aisle

$$12\overline{)42.5}" = 3.54$$

36
65
60
50

East of 31 ft line for copier counter

line off? yes, it was a little wavy

5/21/99 Laura A. DeLong 9719

ACSO 99-16215
JCSD 99-7625
2 ad 9719



4 UP. 042199//1634



TO BASE	28	34	29	25	20	←	9	→
TO SWITCH	86	63	51	12	3	←	33	→
	A	B	C	D	E	F	G	H

L 042199//1634

Polaroids taken by DeLong
notations by CBI Tom Griffin

WIN #2 UPPER 042199//1630



WIN #2 LOWER 042199//1633



3L 1630200



JC-001-012747

ACSO 99-16215
JCSO 99-7625
Las 9719



6L RT. 042199//1637



7 UP+LOW 042199//1638

Polaroids taken by DeLong
notations by T. Griffin CBI





6 LOW. LEFT 042199//1637



6UP. 042199//1638

HCSC 99-16215
JCSD 99-7625
L.G. DeLong 9719



UP 3" FROM BASE 8" FROM W POST

11 LOWER 04a99/1641

Polaroids taken 4/1/99 by DeLong
notations by CBI T. Griffin

P.7



8L
1640



4LR

P. 56

ACSO 99-16215
JCSD 99-7625

ARAPAHOE COUNTY SHERIFF'S OFFICE

5686 S. Court Place
Littleton, Colorado 80120-1200

FAX TRANSMITTAL SHEET

To: Tom Griffin
CBI Lab

Date: 6/17/99
Time: 1130

From: Laura DeLong 795-4777

FROM:	FAX (303)		Phone (303)
	734-5144	Sheriff's Administration.....	734-5101
	734-5188	Patrol.....	797-4422
	734-5166	Headquarters - Second Floor.....	795-4708
	795-7684	Records Center.....	795-4780
	795-4919	Communications Center.....	795-4711
X	794-8721	Investigations.....	795-4750
	795-5864	SIS Investigations.....	795-4735
	708-3491	Detention Administration.....	708-3407
	708-3590	Justice Center Booking.....	708-3532
	708-3433	Training.....	708-3430
	795-4949	Littleton Detention.....	795-4933
	795-4754	Environmental Crimes.....	795-4758
	822-5308	Byers Substation .....(303)	822-9244
	671-8925	District 5 Substation	671-8908

Total number of pages 2, including this page.

Remarks:

Hope this works for you.

Laura

Grif 303-239-4276
Fax 239-9859

Voice msg rcvd requesting w. window width & heights

JC-001-012750

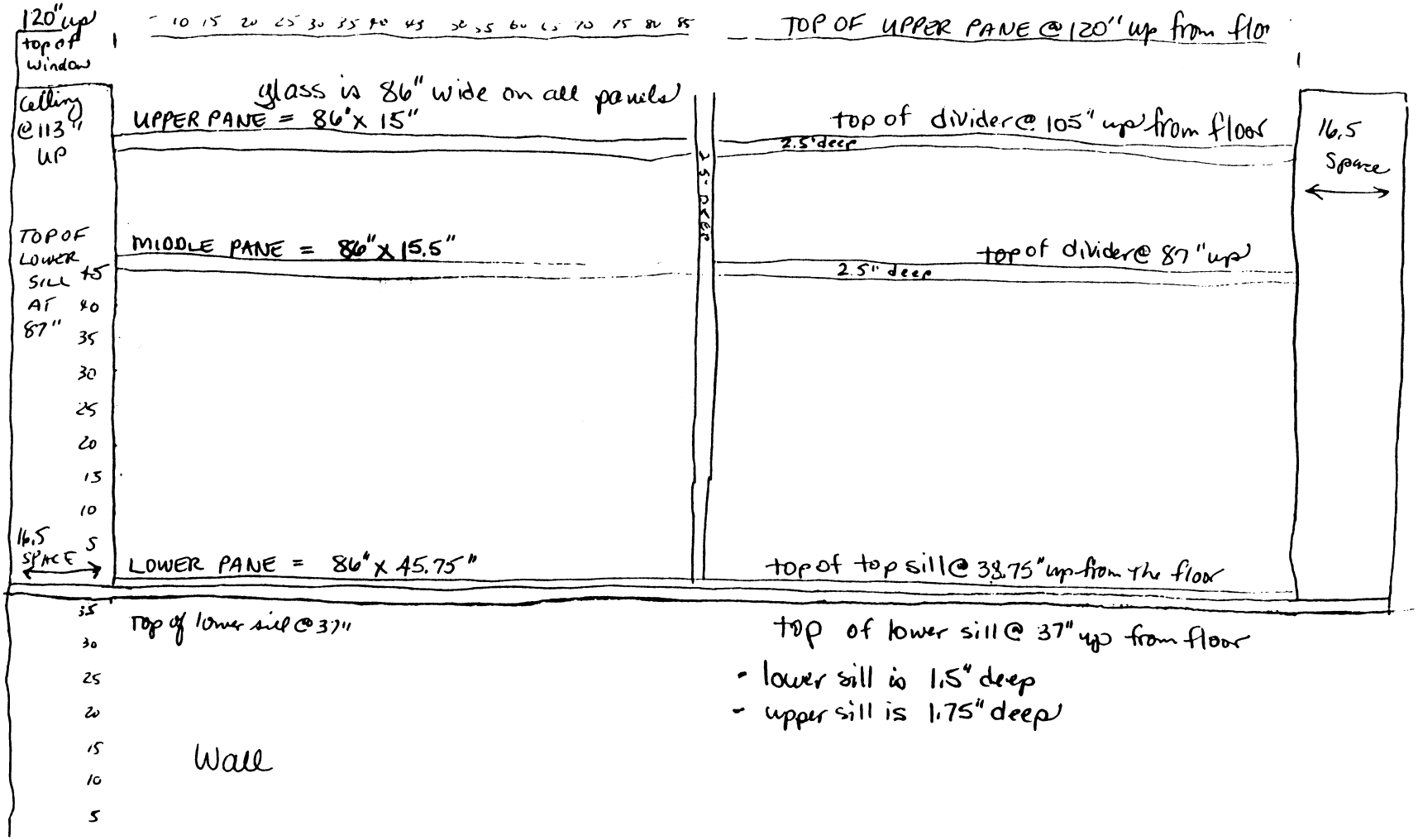

4/28/99
notations added
6/17/99 [illegible]

W. WINDOW
DETAIL

[illegible] 9719

JCSD
99-16215
JCSD
99-7625

P. 57

JC-001-012751

58

Page

INVESTIGATOR'S CASE NOTES

Case Report Number

JCSO 99-76215

ADDRESSES/PHONE #s

ACTIVITY / NOTES

DATE / TIME

99 1645

Sent [illegible] Laura [illegible] Ernst

to the FBI / Paula Ernst

AC 851

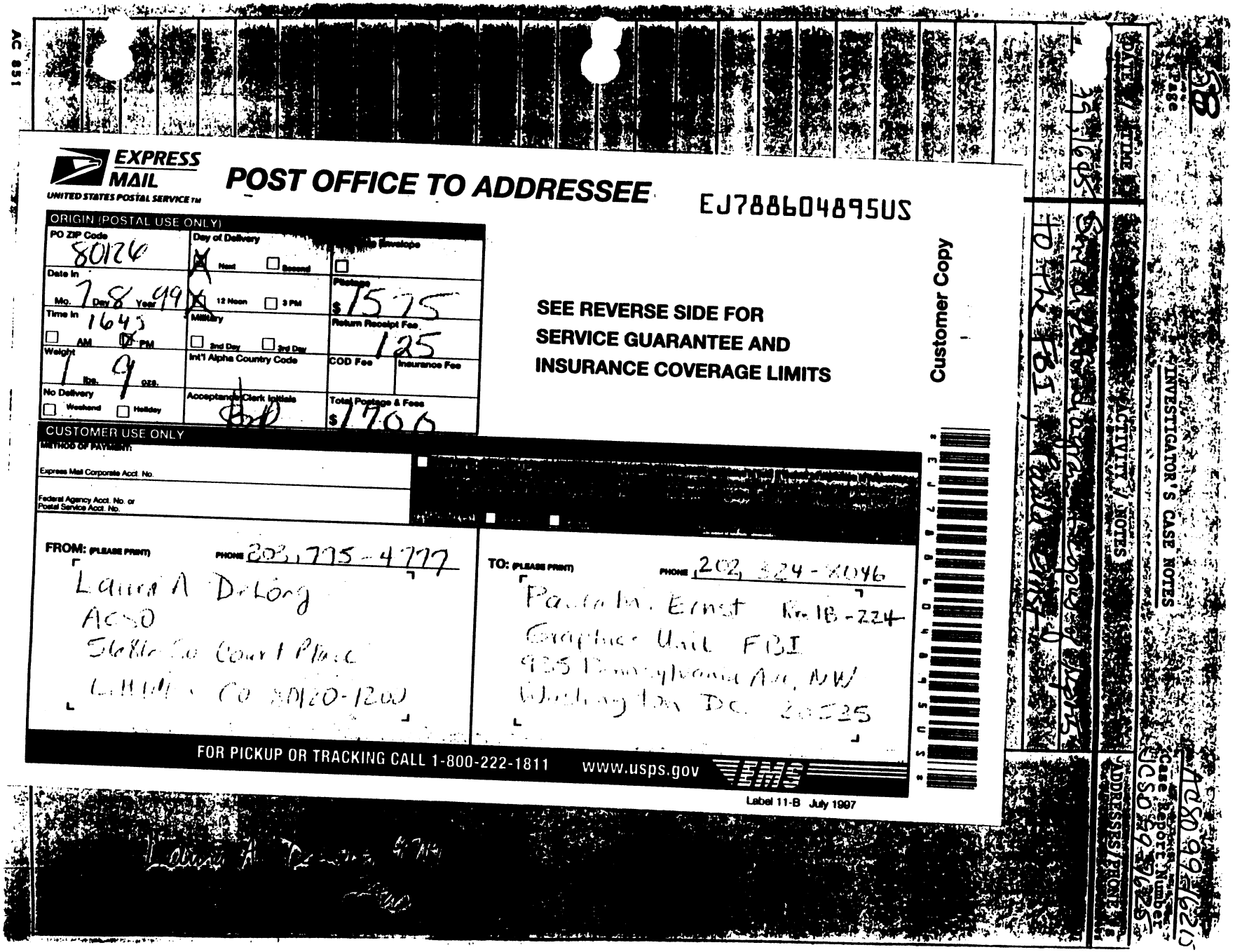

EXPRESS MAIL
UNITED STATES POSTAL SERVICE TM

POST OFFICE TO ADDRESSEE

EJ788604895US

Customer Copy

ORIGIN (POSTAL USE ONLY)

PO ZIP Code: 80126	Day of Delivery: [X] Next [ ] Second	[illegible] Envelope [ ]
Date In: Mo. 7 Day 8 Year 99	[X] 12 Noon [ ] 3 PM	Postage: $ 15.75
Time In: 1645 [ ] AM [X] PM	Military: [ ] 2nd Day [ ] 3rd Day	Return Receipt Fee: 125
Weight: 1 lbs. 9 ozs.	Int'l Alpha Country Code	COD Fee / Insurance Fee
No Delivery: [ ] Weekend [ ] Holiday	Acceptance Clerk Initials: [illegible]	Total Postage & Fees: $ 17.00

SEE REVERSE SIDE FOR SERVICE GUARANTEE AND INSURANCE COVERAGE LIMITS

CUSTOMER USE ONLY

METHOD OF PAYMENT:

Express Mail Corporate Acct. No.

Federal Agency Acct. No. or Postal Service Acct. No.

FROM: (PLEASE PRINT) PHONE 303, 775-4777

Laura A DeLong
ACSO
5686 So Court Place
Littleton Co 80120-1200

TO: (PLEASE PRINT) PHONE 202, 324-8046

Paula M. Ernst Rm 1B-224
Graphics Unit FBI
935 Pennsylvania Ave, NW
Washington DC 20535

FOR PICKUP OR TRACKING CALL 1-800-222-1811 www.usps.gov EMS

Label 11-B July 1997

Laura A. DeLong 4777

JC-001-012752

ARAPAHOE COUNTY SHERIFF'S OFFICE
5686 S. Court Pl. • Littleton, Colorado 80120-1200

PATRICK J. SULLIVAN JR., SHERIFF (303) 795-4711

Laura A. DeLong, Senior Lab Tech

July 8, 1999 ACSO 99-1625
JCSO 99-7625

Paula M. Ernst, P.E.
Investigative and Prosecutive Graphics Unit
Federal Bureau of Investigation
935 Pennsylvania Avenue, N.W.
Room 1B-224
Washington, DC 20535

Enclosed is the disk for the library, both Teams #1 and #2. The few missing locations for evidence on Team #1 side (east side) will be added after I can consult with Tom Adair.

Rather than give you select pages of notes for elevated views I am giving you all my notes. I believe I re-drew all the small sketches of chairs and table holes that were scattered through the notes on the latter "sketch" pages. One exception is the chair that was by B11 (Klebold).

I added a few notations to the window elevations that you received previously.

I didn't use any symbols to designate different types of evidence. The only coding is by color so far.

Chairs are separated by "trajectory" and "non-essential", meaning no evidence or trajectory was associated with the chairs. The only chair plotted in the service desk or check-out counter area was the one thrown on the counter.

I have not included the wall mounted televisions that were found in the northwest corner and the southeast corner, or the one between windows 10 and 11. No evidence was associated with the TVs.

Any evidence item number that is not marked with an"X" was not precisely measured and is only indicated relative to some other object. This occurs primarily in the east half and the north hallway. The stacked evidence item numbers found in the east half of the library and the north hallway are also relative placements.

Accredited by the Commission on Accreditation for Law Enforcement Agencies, American Correctional Association and National Commission on Correctional Health Care

Columbine High School Shooting
Submission of AutoCad disk and elevation sketches **7/8/99**

The stacked evidence item numbers around the bodies of Klebold and Harris (B11 and B12) were pieces of clothing, evidence found within the clothing, or items of weaponry.

Tom Griffin, Agent with the Colorado Bureau of Investigation also indicated to me some "firearms discharge" events. Nothing has been done with these particular groupings, marked "FD"(number). These apparently will be further defined when all the firearms exams have been completed.

The designation of "shotgun related" was based on what I clearly knew to be shotgun type of ammunition parts. "Ammo related" refers to non-shotgun type of ammunition, a mixture of the two, or undistinguished.

Respectfully submitted,

Laura A. DeLong

Laura A. DeLong
Senior Lab Technician
Arapahoe County Sheriff's Office Lab
(303) 795-4777
(303) 795-4766

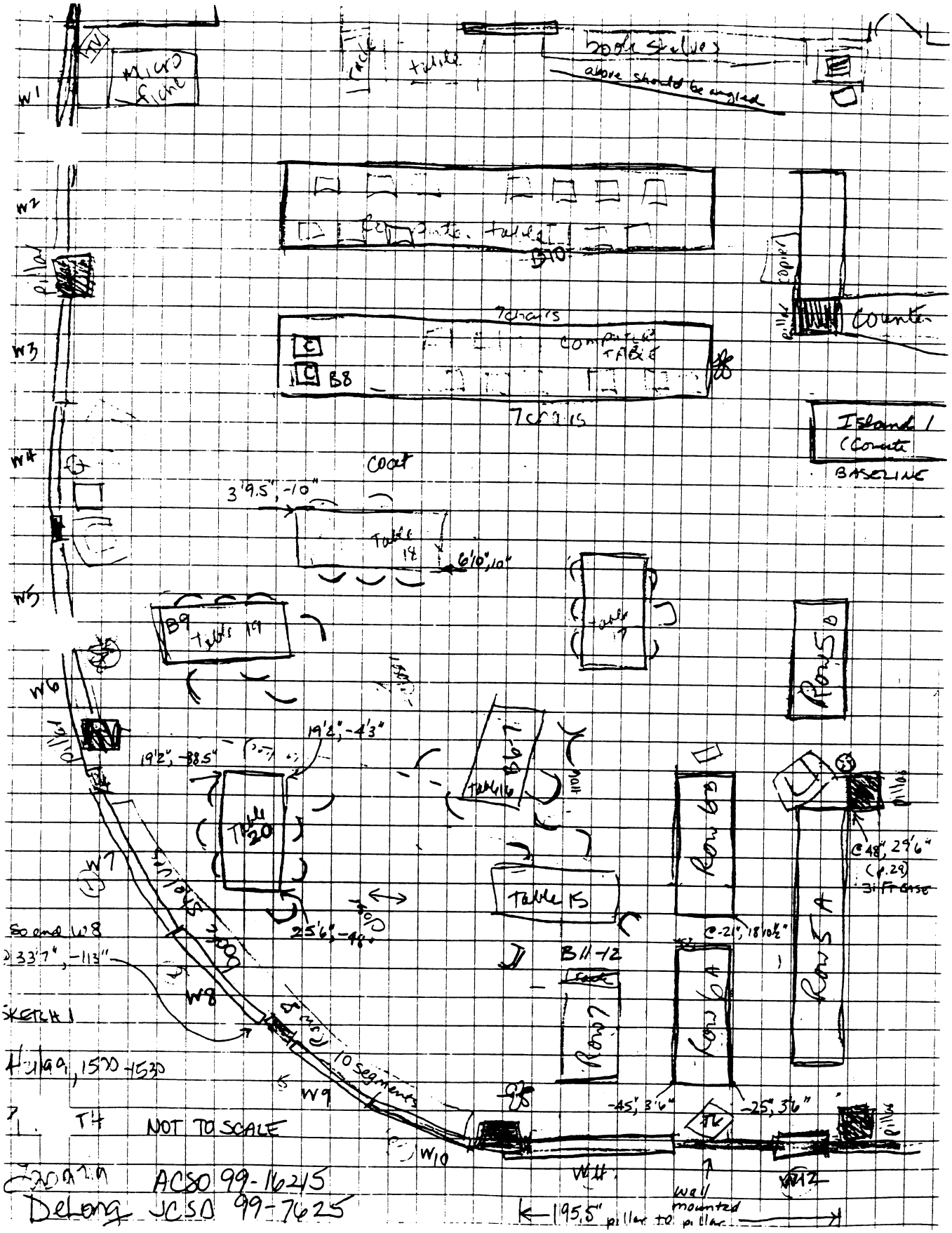

W1
micro fiche
rack
table
book shelves
above should be angled
W2
pillar
B10
copier
pillar
Counter
7 chairs
computer table
W3
B8
7 chairs
Island 1
(Counter
BASELINE
W4
Coat
3'9.5", -10"
Table 18
6'10", 10"
W5
B9
Table 19
Table 17
Row 5B
W6
pillar
19'2", -4'3"
19'2", -88.5"
Table 16
Table 20
Row 6B
pillar
@48", 29'6"
(p.29)
31 FT case
W7
Table 15
25'6", -48"
@-21", 18'10½"
So end W8
33'7", -113"
B11-12
Row 6A
Row 5A
W8
Row 7
SKETCH 1
10 segments
W9
-45", 3'6"
-25", 3'6"
NOT TO SCALE
W10
W11
W12
wall mounted
195.5" pillar to pillar
ACSO 99-16215
DeLong JCSD 99-7625

AR 99-1623/5
JLWD 99-7625
North
Sketch 2. not to scale
distance between 600.5"
N corner bed & point "L"
distance between center bends a 90 comp table = 59"
Vehicle Bldg
Bldg
Bldg

Row 6B
Row 6A
Row 7
Row 6
Row 5
Row 4
Row 3
Row 2
Row 1
Row 0
Row 8
Row 9
Row 10
Row 11
Row 12
Row 13
Row 14
Row 15
Row 16
Row 17
Row 18
Row 19
Row 20
Row 21
Row 22
Row 23
Row 24
Row 25
Row 26
Row 27
Row

Columbine H.S. Library
pillar details

Sketch #
Not to Scale

ACSO 99-16215
JCSD 99-7625

4/22-23/99
L.A. DeLong 9719

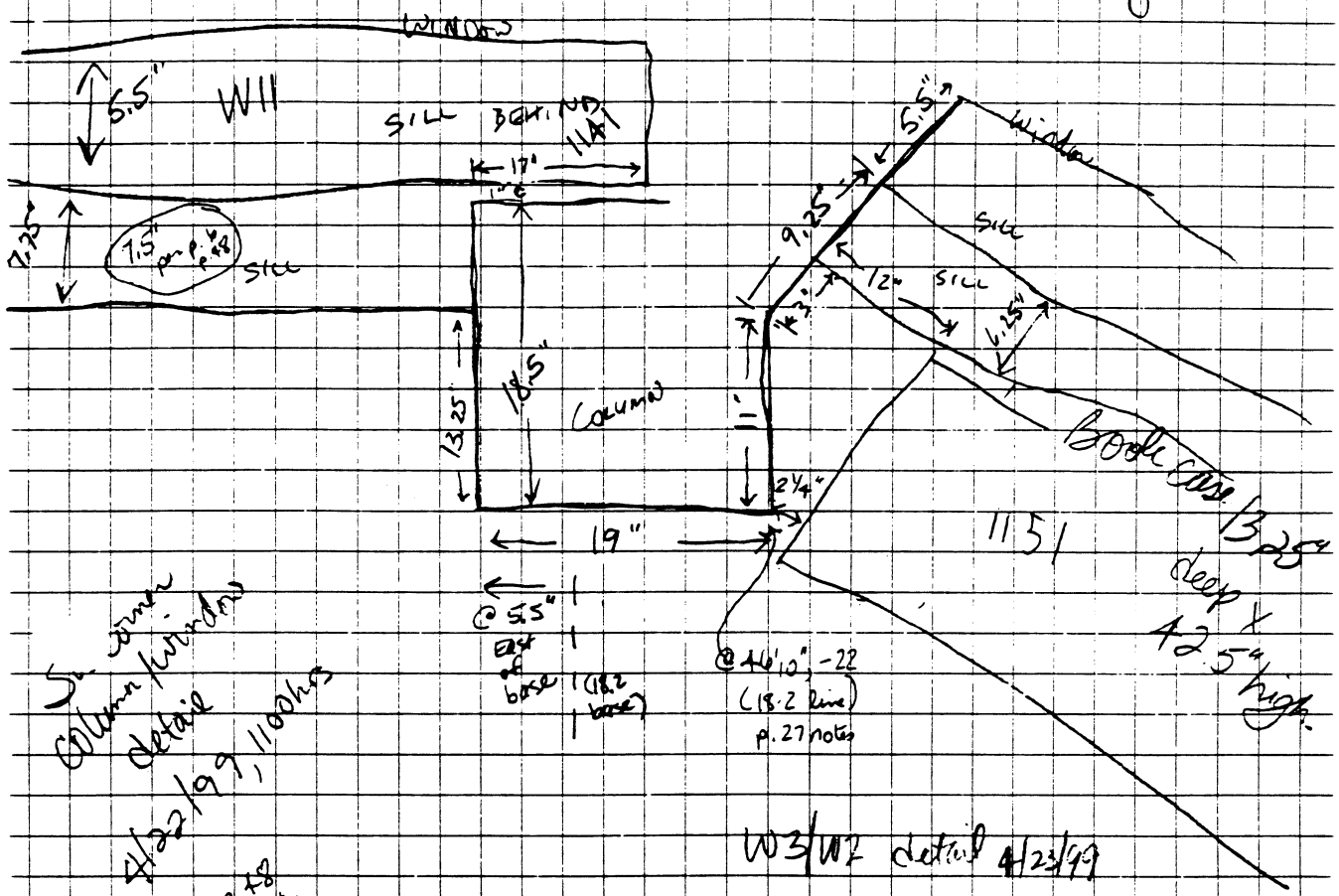

So corner column/window detail 4/22/99, 1100hrs

see also p.48 + sketch #7

W3/W2 detail 4/23/99

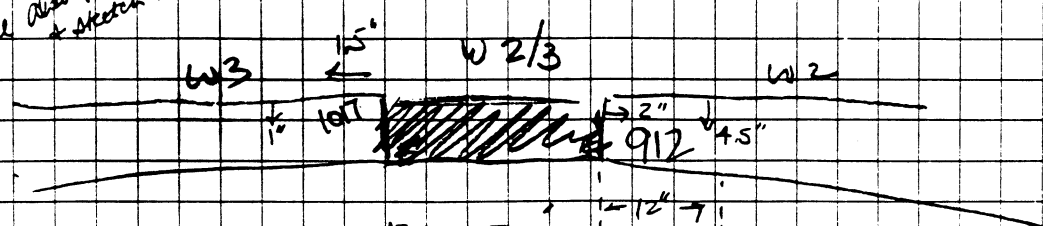

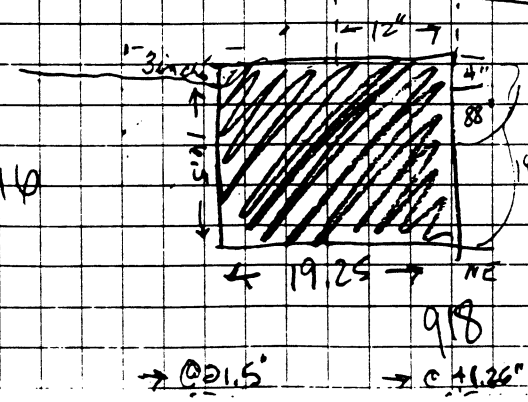

NE corner pillar at 18/-8, 41" (2nd base)

916

EW base +10

912 - 2" from A
4.5" from glass

JC-001-012758

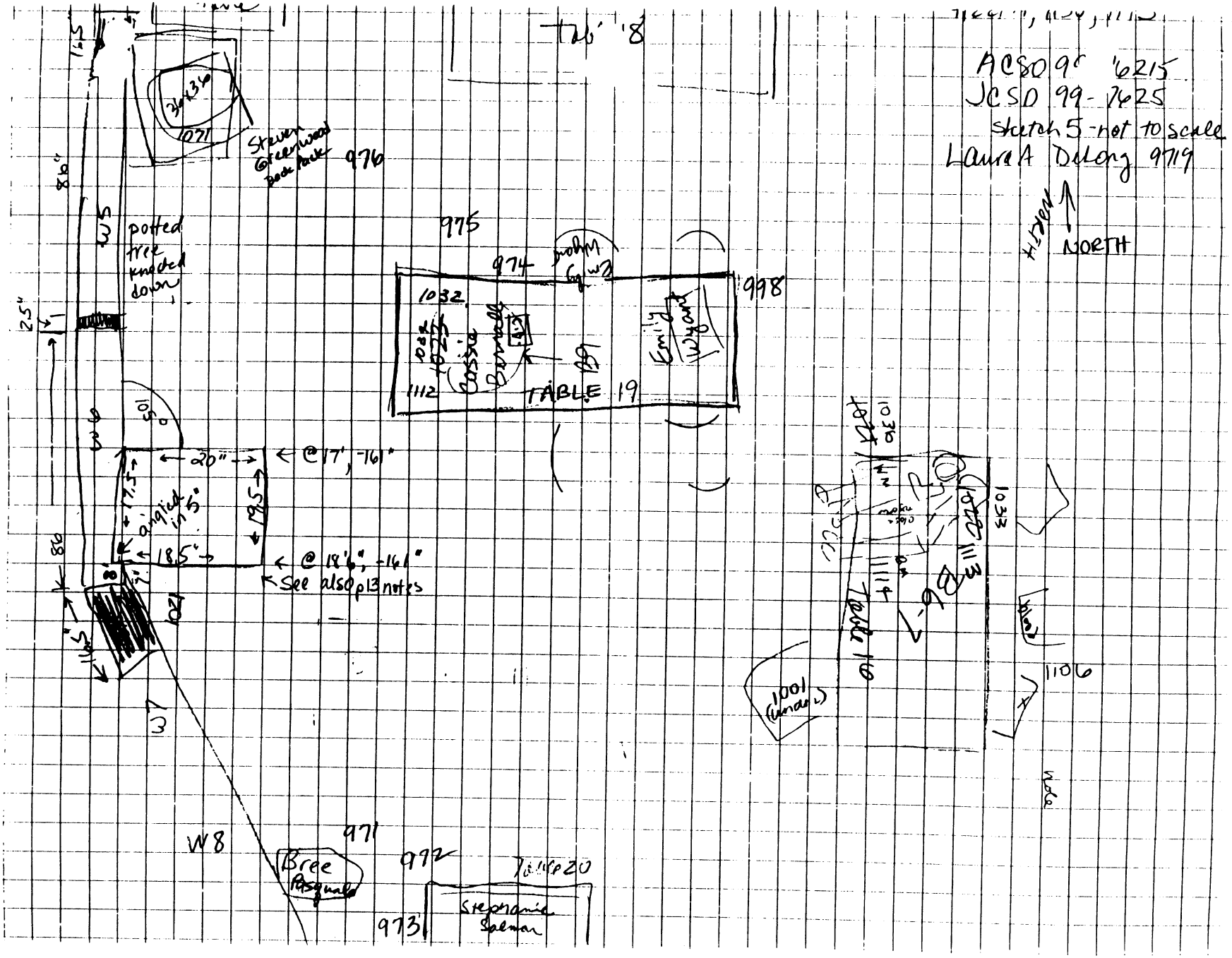

JC-001-012759

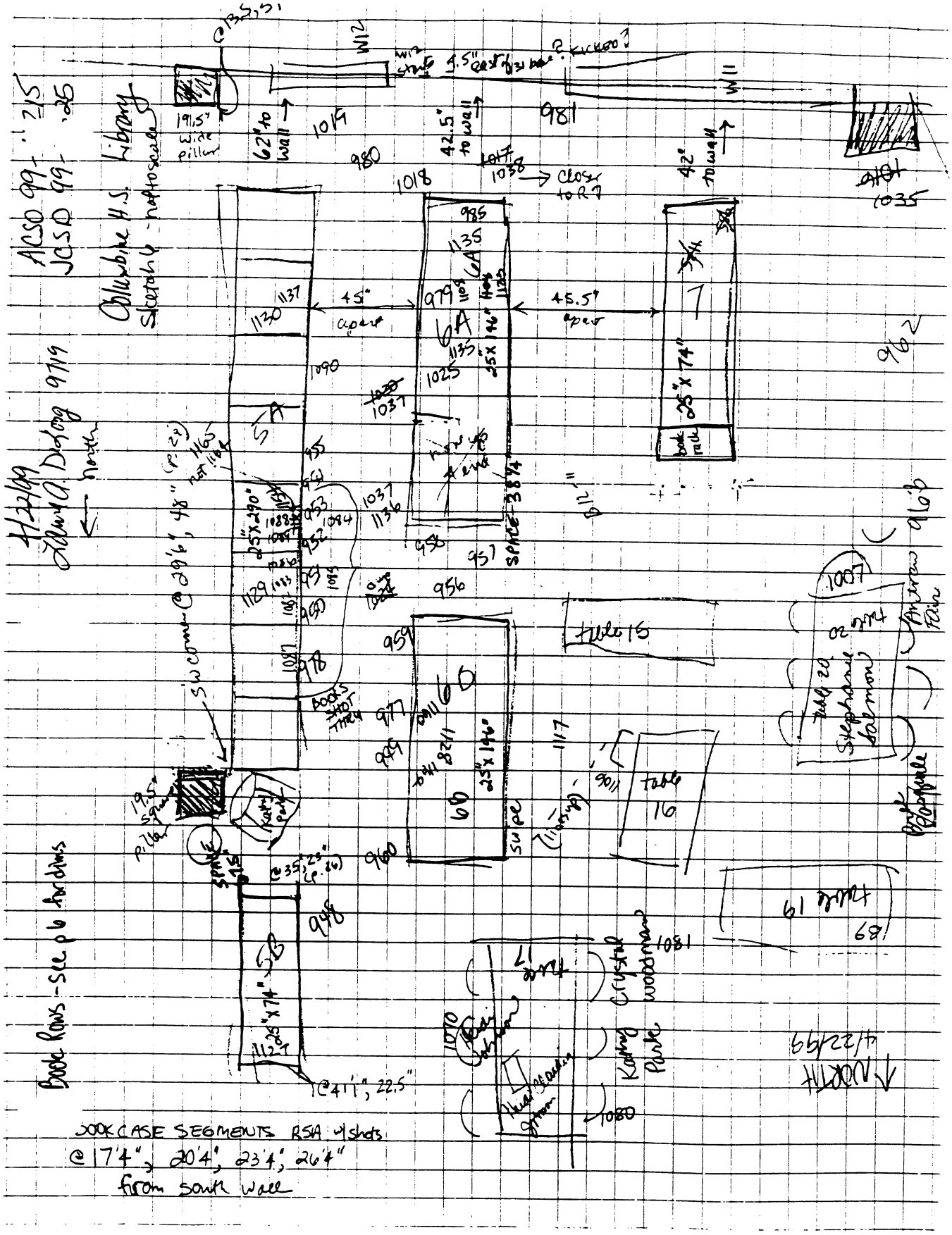
ACSO 99-215
JCSD 99-25
Columbine H.S. Library
Sketch 6 - naftoscale
4/22/99
Edward A. DeLong 9719
north
Book Rows - See p6 for dims
19.5" wide pillar
62" to wall
42.5" to wall
42" to wall
W12
W11
Closer to R7
45" apart
45.5" apart
25"x 74"
25"x 290"
25"x 146"
25"x 74"
SPACE 38 1/4
BOOKS SHOT THRU
19.5" square pillar
Katy Park
SPACE 7.5
@35, 23" (p. 26)
@41'1", 22.5"
table 15
table 16
table 17
table 19
table 20
Stephanie Salmon
Andrew Fain
Katy Crystal Park
Woodman
Heidi Johnson
Heidi Claudia Gibson
NORTH
4/22/99
BOOKCASE SEGMENTS R5A w/shots
@17'4", 20'4", 23'4", 26'4"
from south wall

ACSO 99-16215
JCSO 97-7625

Sketch 7

→ North

not to scale

Columbine H.S. Library

ZG Design 9719
04/23/99, 0915

Window elevation 4/23/99 (See also plan view detail)

See also p. 16 notes for #944

see also sketch #4 for #913

4/23/99, 0915

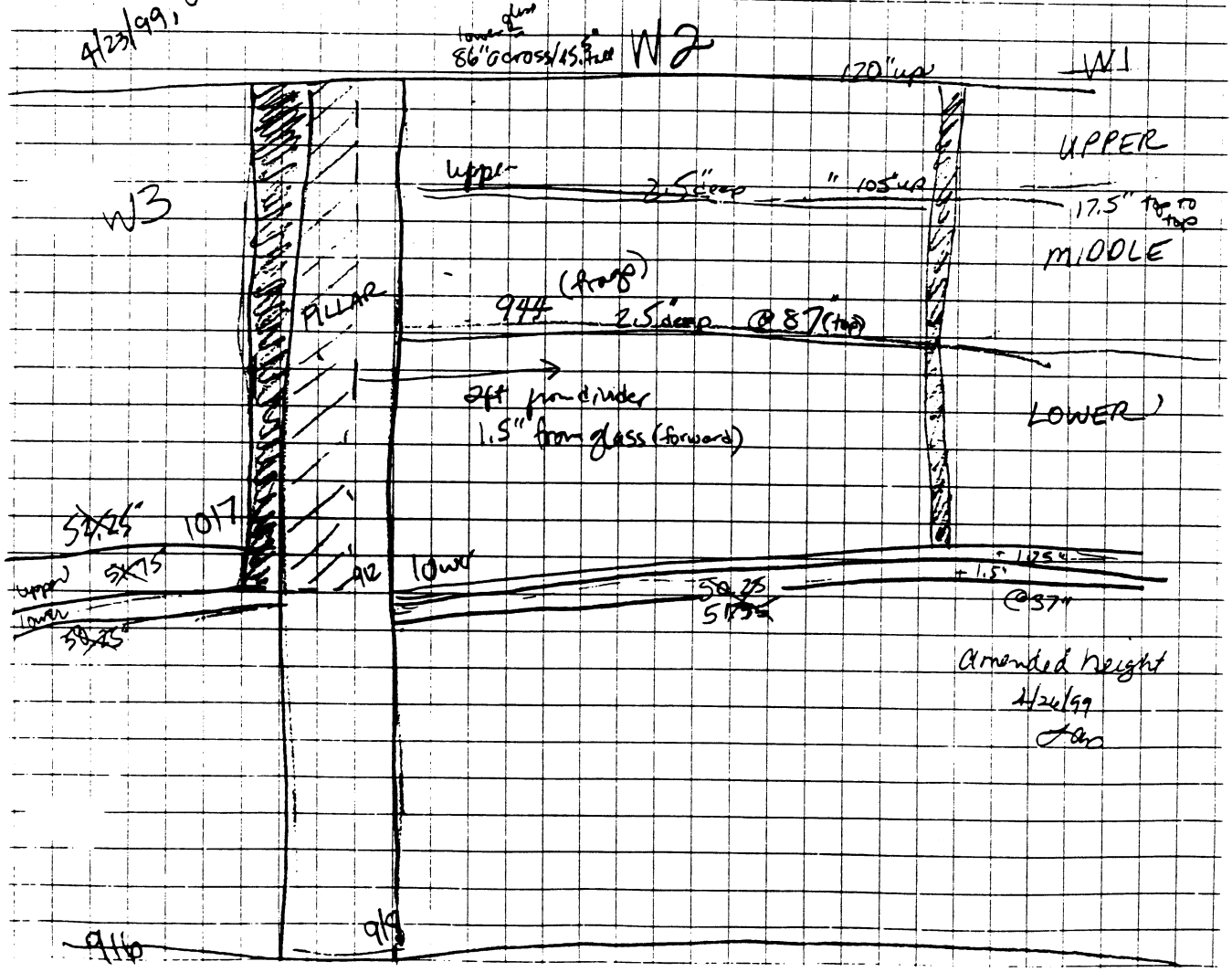

Sketch8

West windows are 86 x 45.5
narrow dividers = 2.5"
wide dividers = 16.5"

Top of lower sill @ ~~54~~ 45"

top of mid divider @ 87"

ACSO 99-16215
SD 99-7625
Laura A. DeLong 9719 4/21/99 4/22/99 (CU)

W11 = 109" wide + 17" behind pillar x 84 high
window is 7" higher than wall by W12
W12 = sill @ 36¼" (36.5), 39.5 x 66 (See Sketch 7)

↑ NORTH Wall = 115" high

Sketch ~~=~~ copied from provided floor plan
Location of base lines

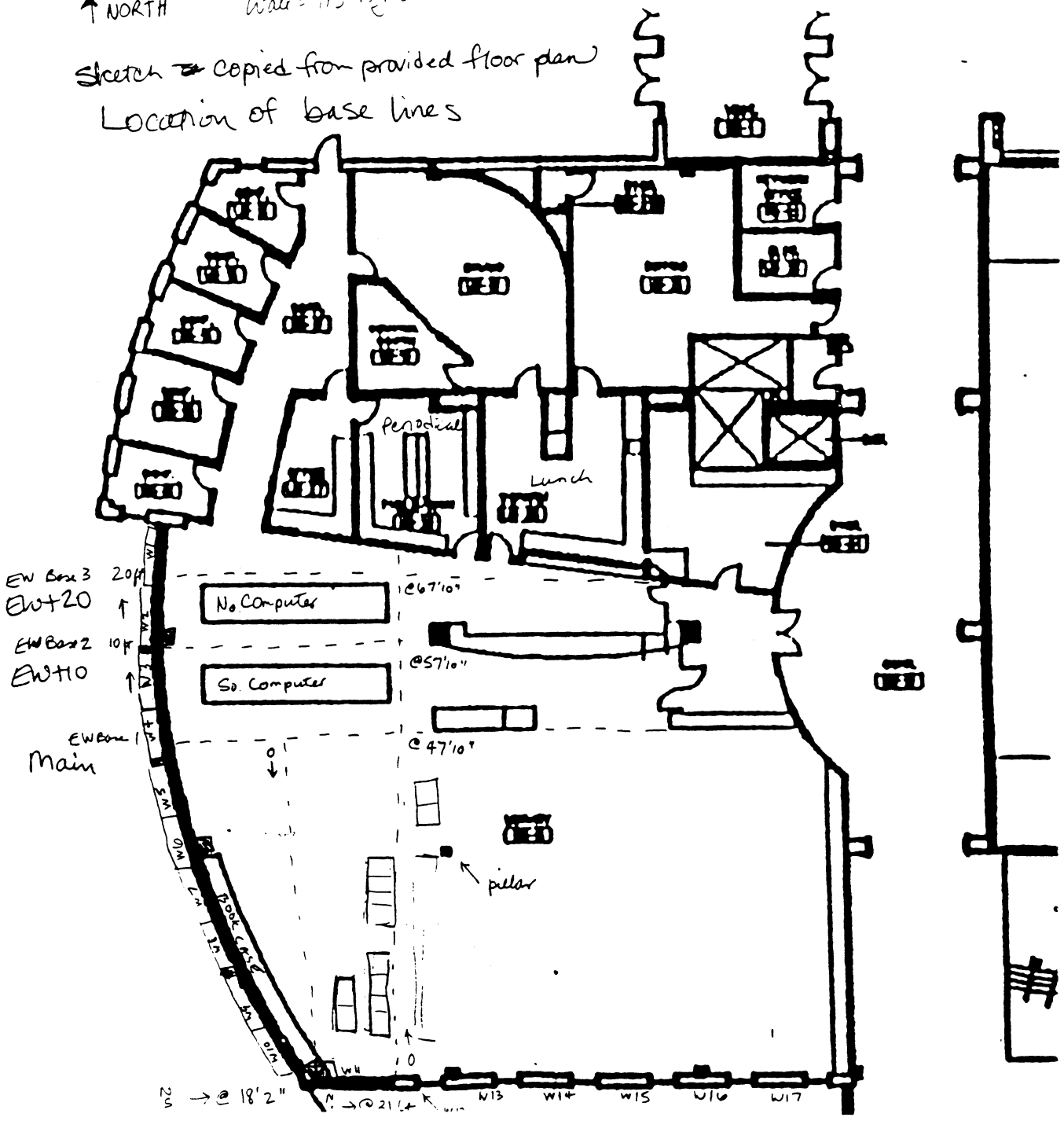

ACSO 99-16215
JCSO 99-7625
L.9 Dedorg

Sketch 9

Base lines for
NE offices

4/26/99, 1120

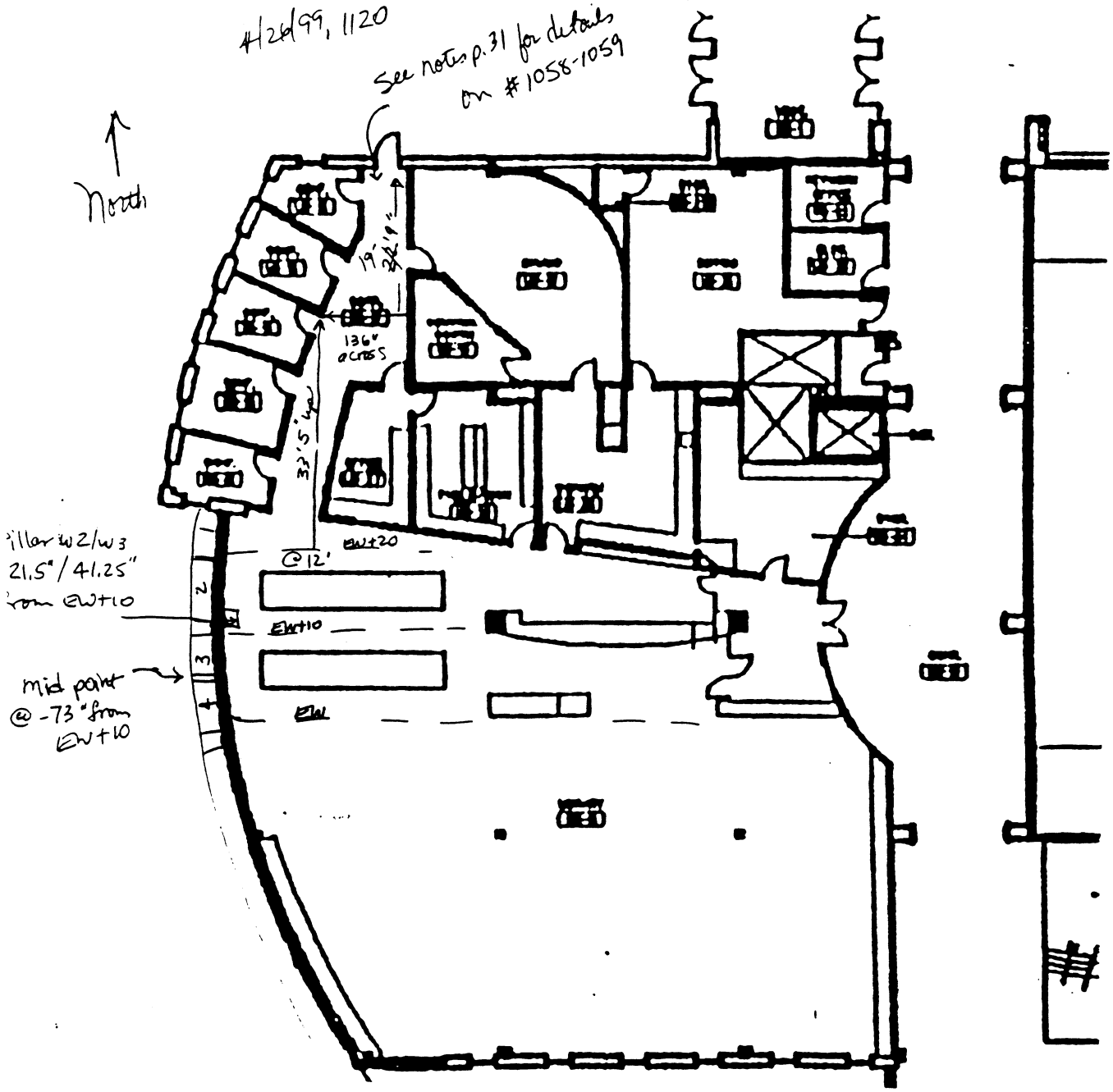

JC-001-012763

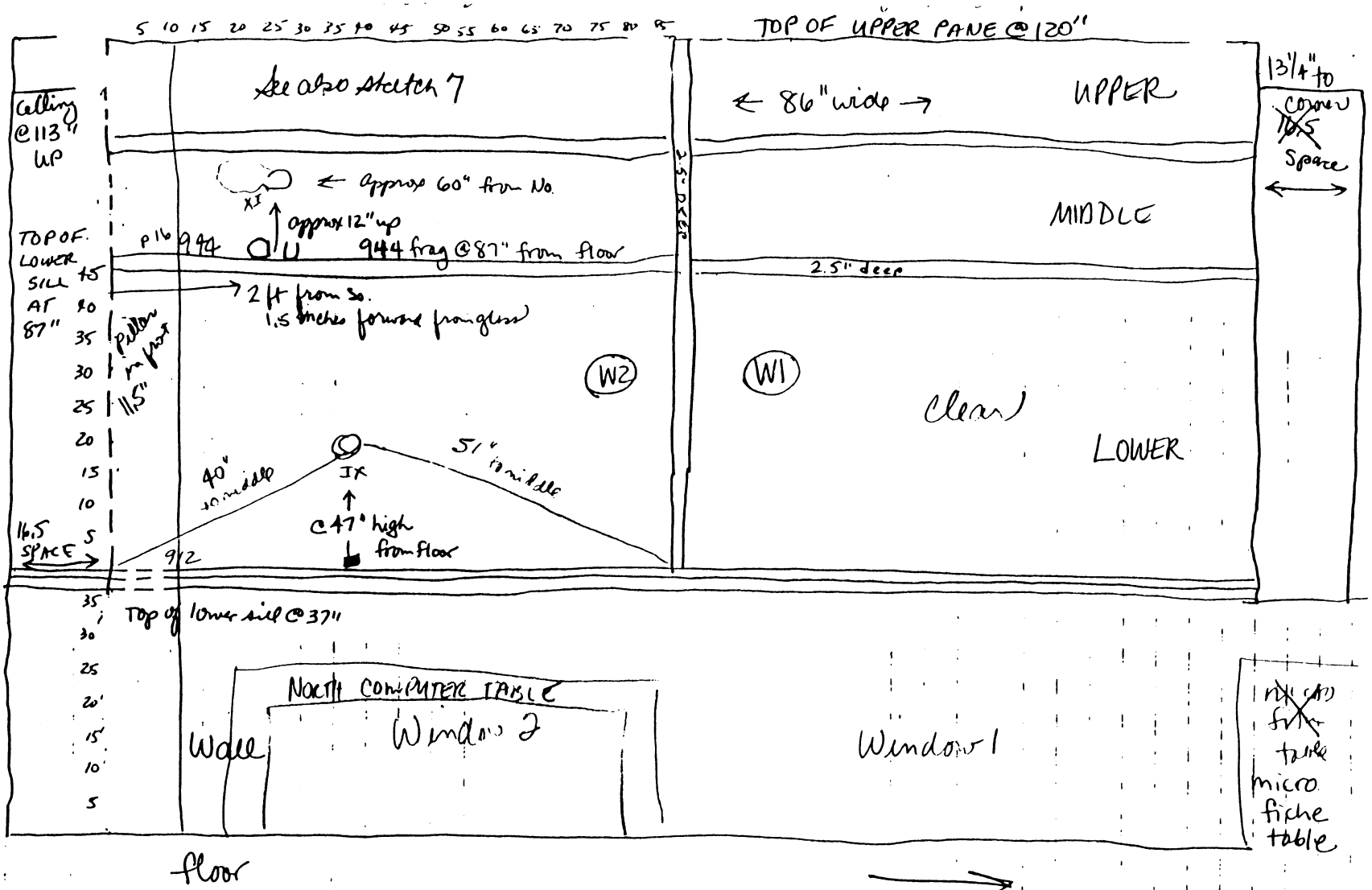

FROM GRIF'S NOTES;

U – 12" Fe SOUTH, 1" UP FROM METAL

XI – 26" FROM So., 3" DOWN FROM METAL

4/28/99, 0815

Sketch 10

9719

ACSD 99-16215

JCSD 99-7625

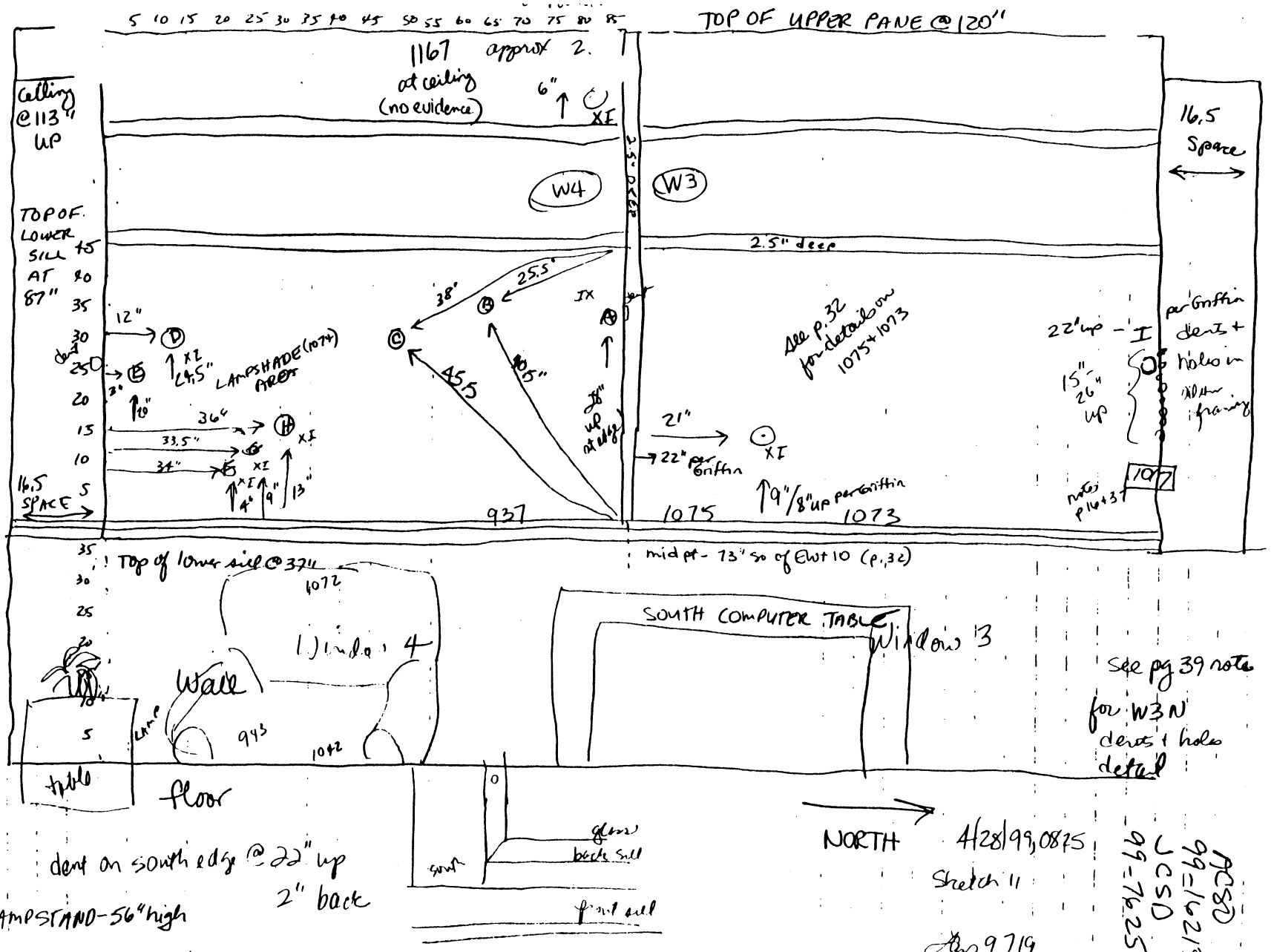

JC-001-012765

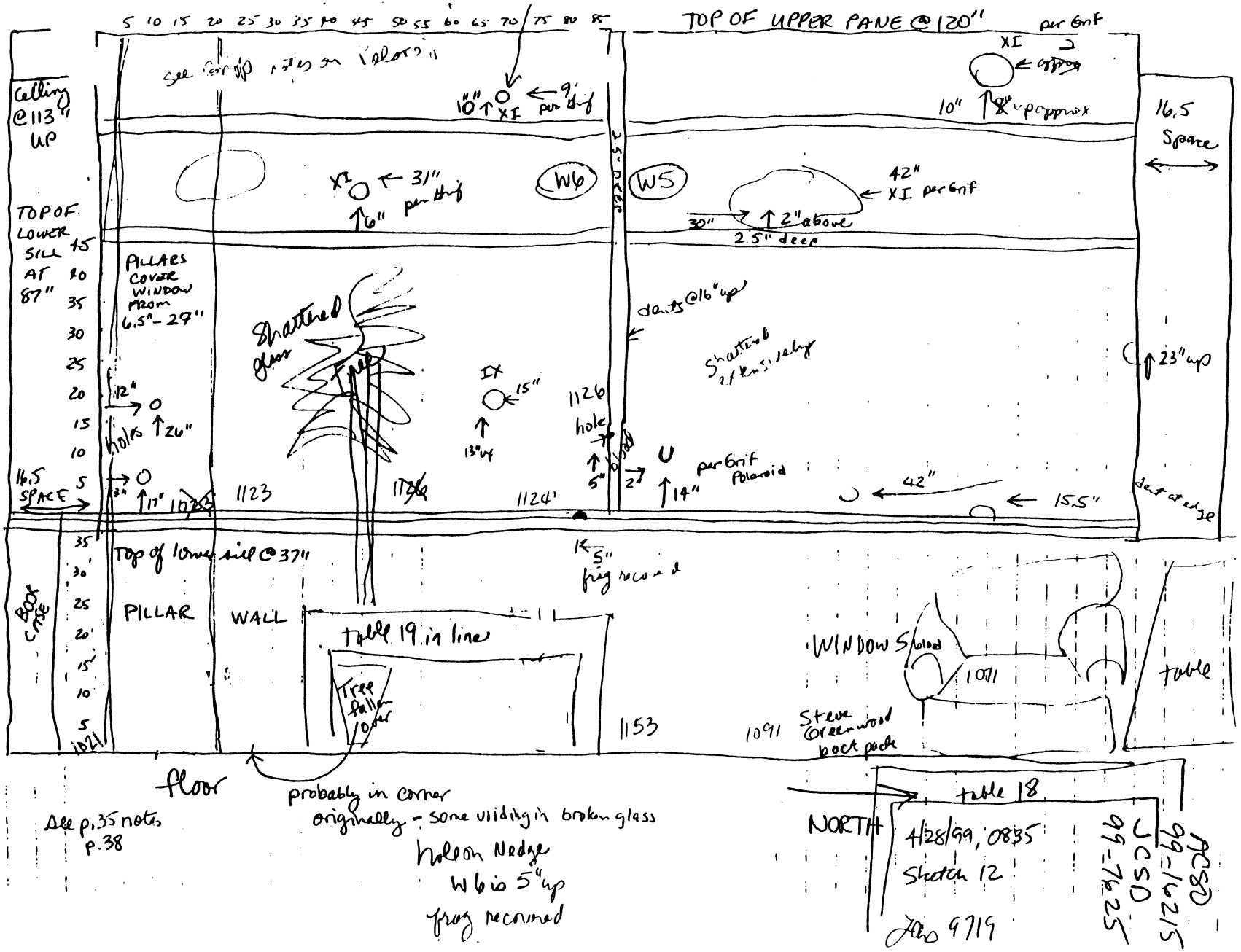

JC-001-012766

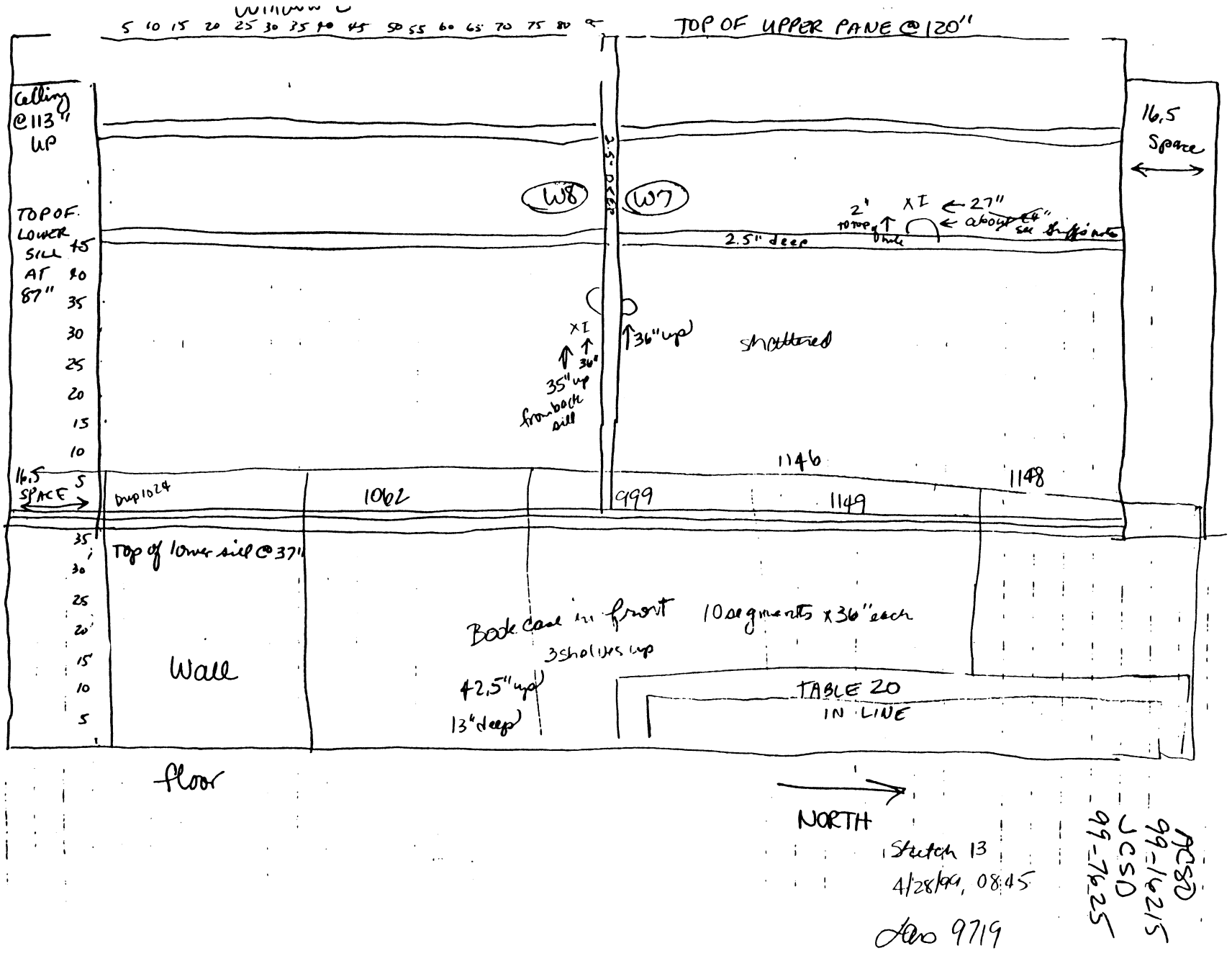

Sketch 13
4/28/99, 08:45
Jaro 9719

ACSD 99-16215
JCSD 99-7625

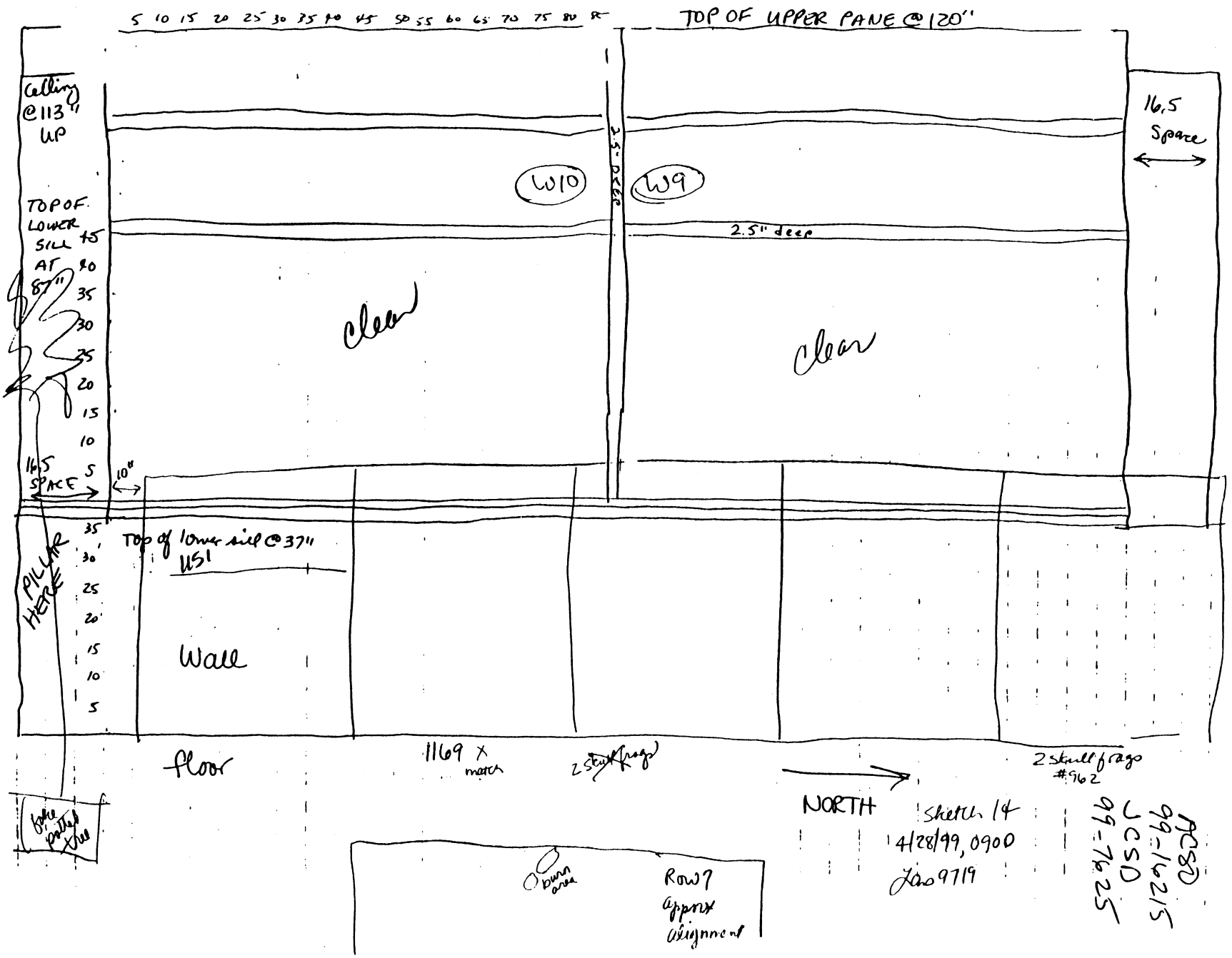
5 10 15 20 25 30 35 40 45 50 55 60 65 70 75 80
TOP OF UPPER PANE @ 120"
Ceiling @ 113" UP
TOP OF LOWER SILL AT 87"
16.5 SPACE
16.5 Space
W10
W9
2.5" deep
2.5" deep
clear
clear
10"
Top of lower sill @ 37" MSL
PILLAR HERE
Wall
floor
11169 X match
2 stud frags
2 skull frags #962
NORTH
Sketch 14
4/28/99, 0900
Jas 9719
Row 7 approx alignment
ACSD 99-16215
UCSD 96-7625
JC-001-012768



ACSO 99-1625
JCSD 99-7625
L.A. DeLong
9719



Blue high back Chair

24" deep at seat

2'6" overall deep

ACSO 99-1625
JC 99-7625
COLUMBINE LIBRARY
5/14/99, 0800
ZA DeLong 9719

SKETCH #15

ON CHECK-OUT COUNTER

4 RIBS ON FOOTREST - SPOKES 8" HIGH
5 SPOKES FOR WHEELS - WHEELS 4" HIGH

6/1/99 JDS



24"x24"
wooden arm rests
seat @ 1'5" (top)
arm @ 2'1"
back @ 2'7"

by W13
also chairs in norm hall (plaid)

9'9.5" to door post from pillar

121" to end of green beyond post

(BETWEEN DOORS)
GLOBE ON STAND
3'8" HIGH D 14 3/4"

RECESSED BOOKCASE
BEHIND CK-OUT COUNTER
13.75" DEEP

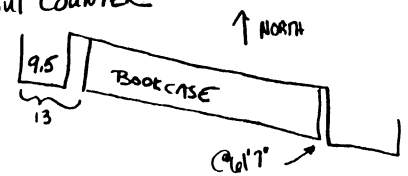



PATTERNED CHAIR
BY FRONT DOOR/
EAST WALL

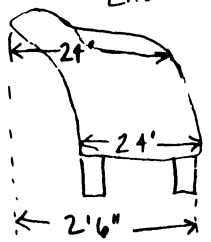

seat height 1'6.5"
arm 2'2" (front height)
slopes up to back @ 3' up
2ft wide

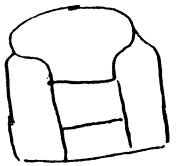

"TAPESTRY CHAIR" BLOCK

ROW1 BOOKCASE EAST WALL - 13 SEGMENTS OF 3' EACH
1'1.5" N end to corner

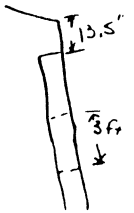

JC-001-012769

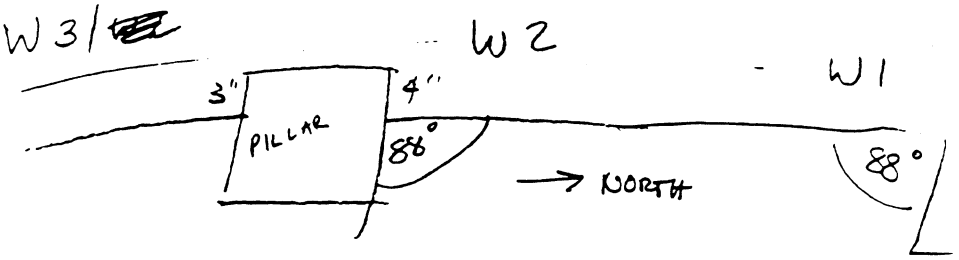

ACSO 99-16215
JCSD 99-7625

Angles measured with
FBI's WINKLEFIX
5/4/99, 0845
L.A. Dejong 9719
SKETCH#16

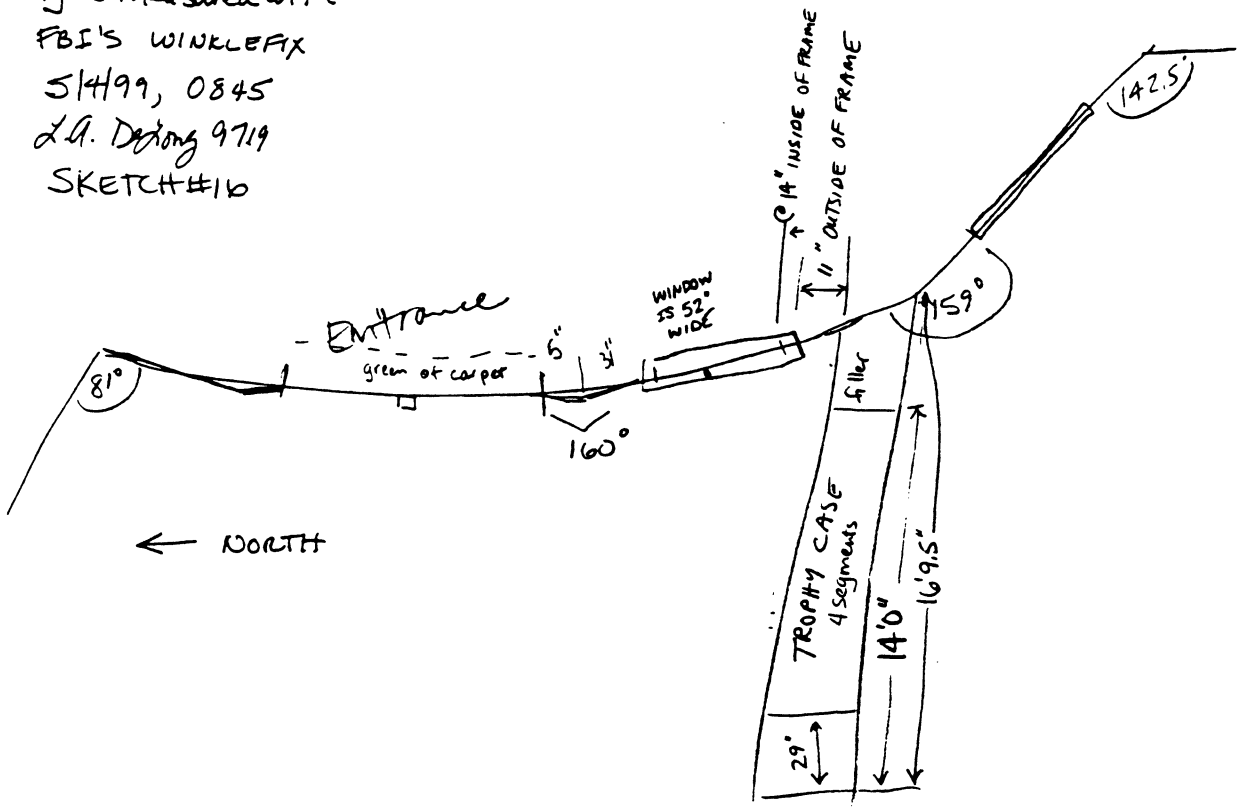

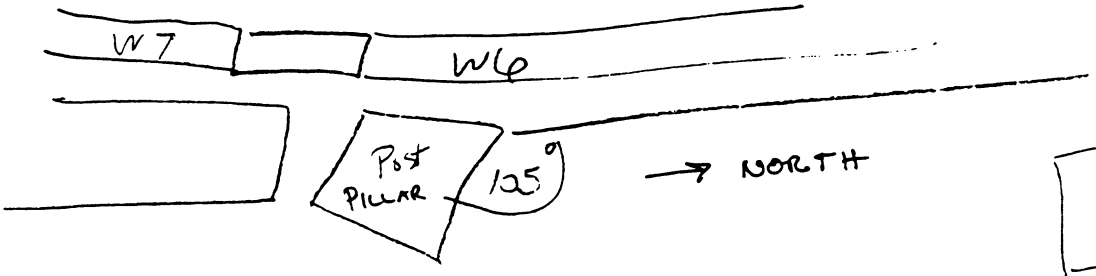



(77)

ACSO 99-16215
JCSD 99-7625
5/4/99
L.A. DeLong 9719

Annotation to
Tom Adair's notes
SKETCH #7

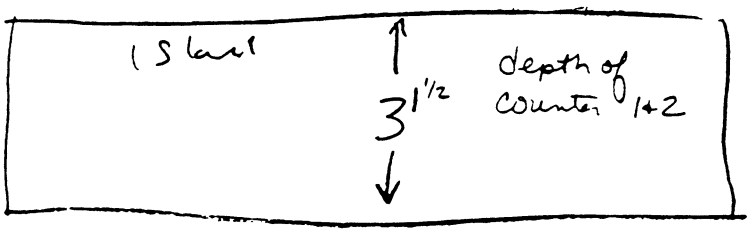



Depth of S. wall windows 0"

Width of pillar on S. wall between Rm 1 4/5
1 7 1/2 Depth 1 1/4

{ Pillar covers 15 of window 11
SW corner (W11)

WINDOWS ON SOUTH WALL
NOT PRECISELY THE SAME SIZE

SILL DEPTH VARIES 10 1/4 - 11 " DEEP
PLUS 2" TO GLASS
AVERAGE DEPTH IS 10 1/2" DEEP + 2"

5/4/99

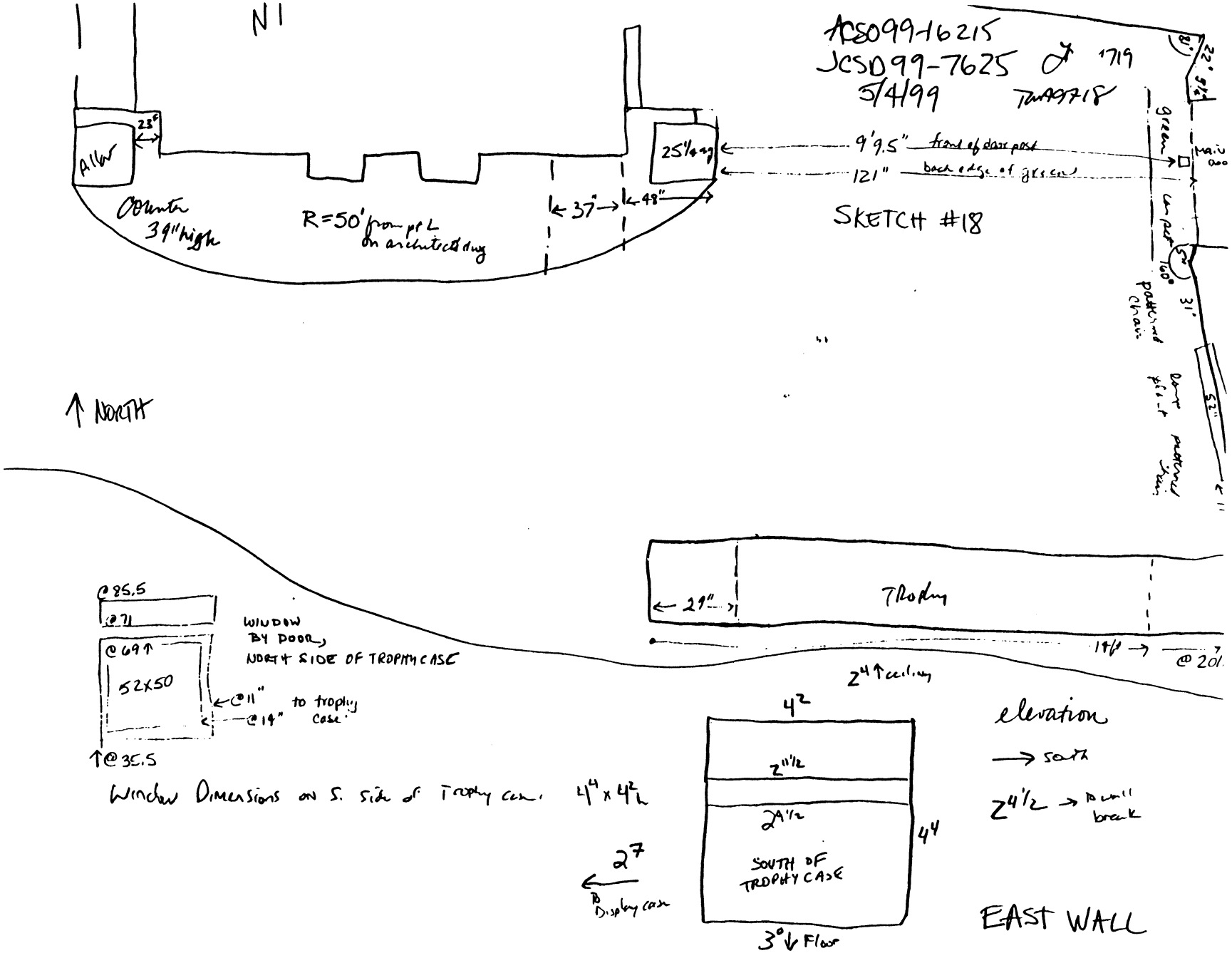

JC-001-012772

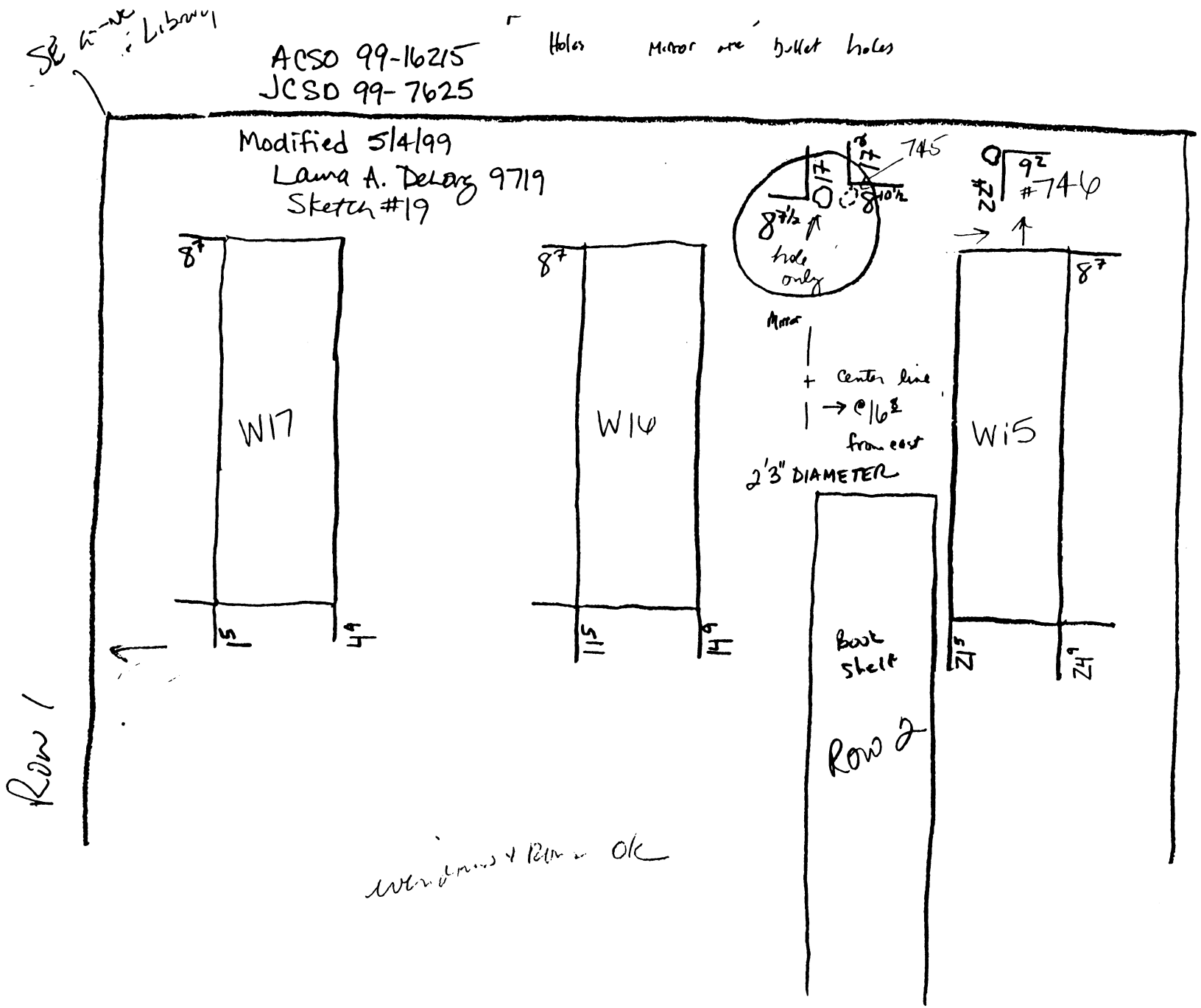

JC-001-012773

ACSO 99-16215
JCSO 99-7625

Modified from Adair
5/4/99
L.A. DeLong 974

SKETCH 20

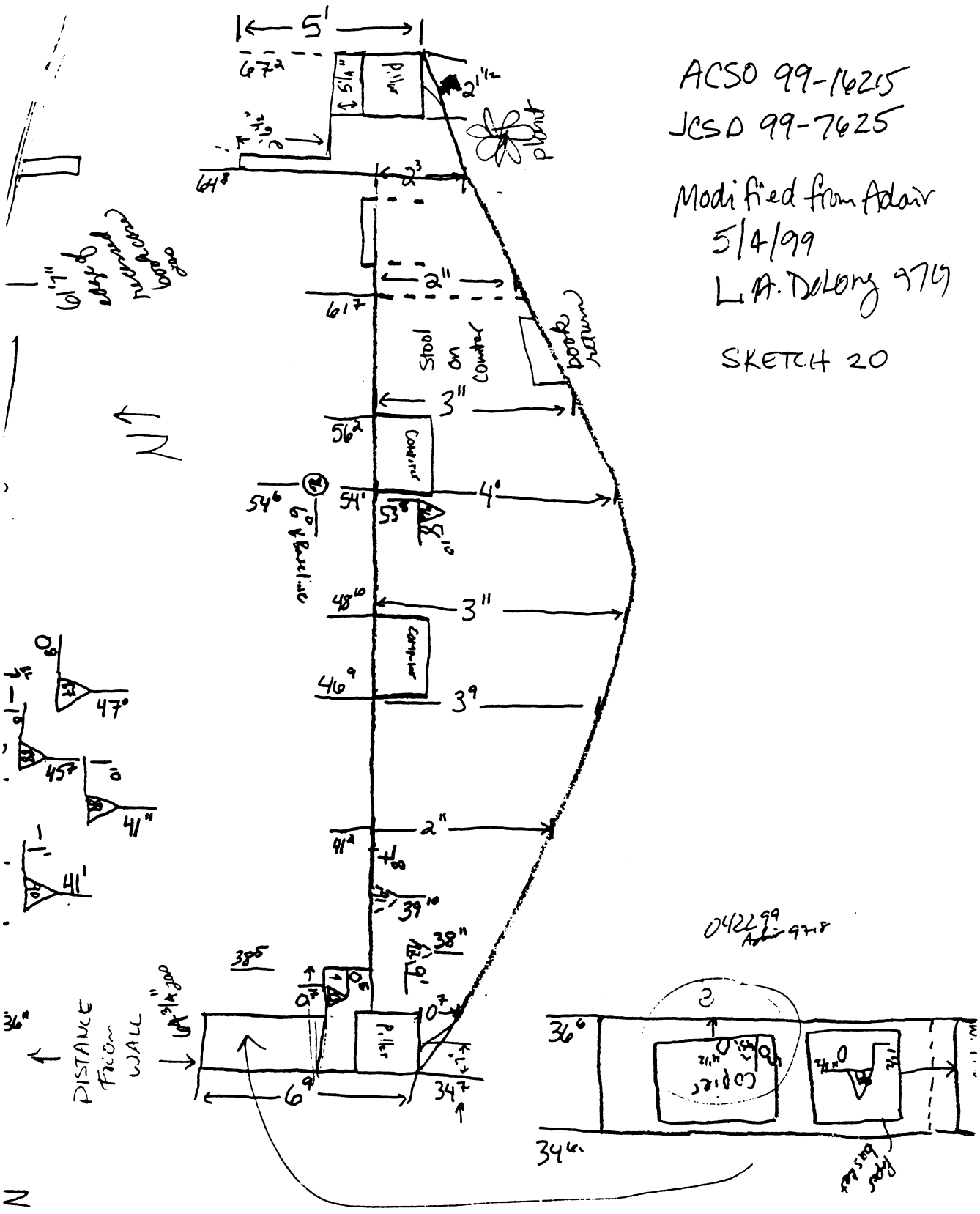

JC-001-012774

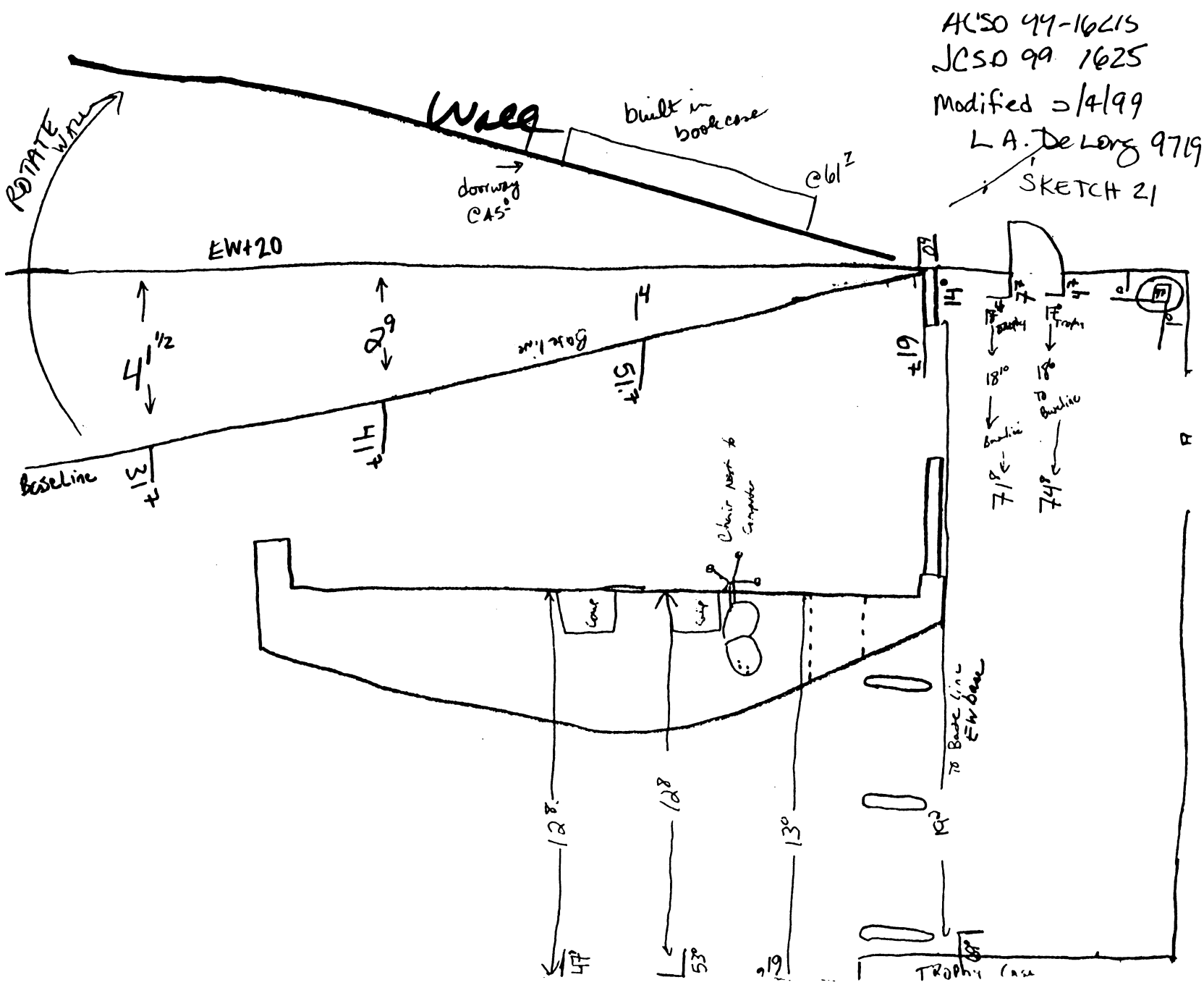

JC-001-012775

Row 4

04/22/99 Adair

ACSO 99-16215
JCSD 99-7625

filecabinets measured
& Chair type distinguished

Modified from Adair's original

Laura A. DeLong 9719
5/4/99
SKETCH 22

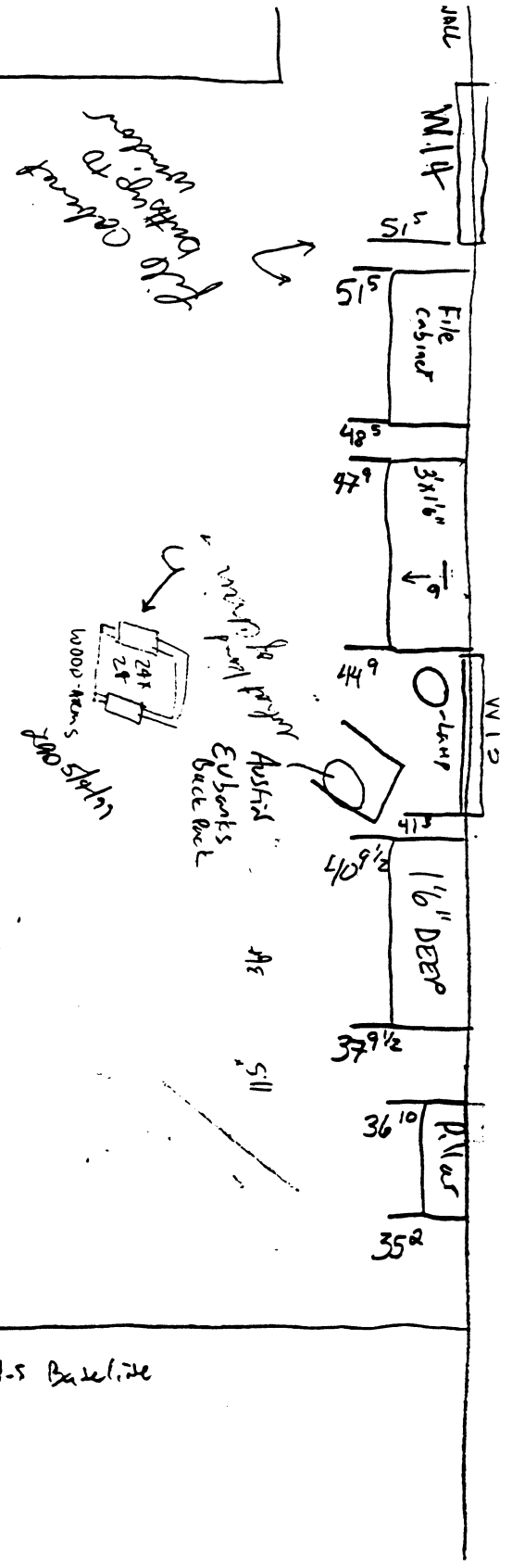

Δ=bullets O=cartridges □=casings ○=blanks

AC80 99-16215

JCSD 99-7625

modified 5/4/99
from Adair's
original
L.A. DeLong
9/19

SKETCH 23

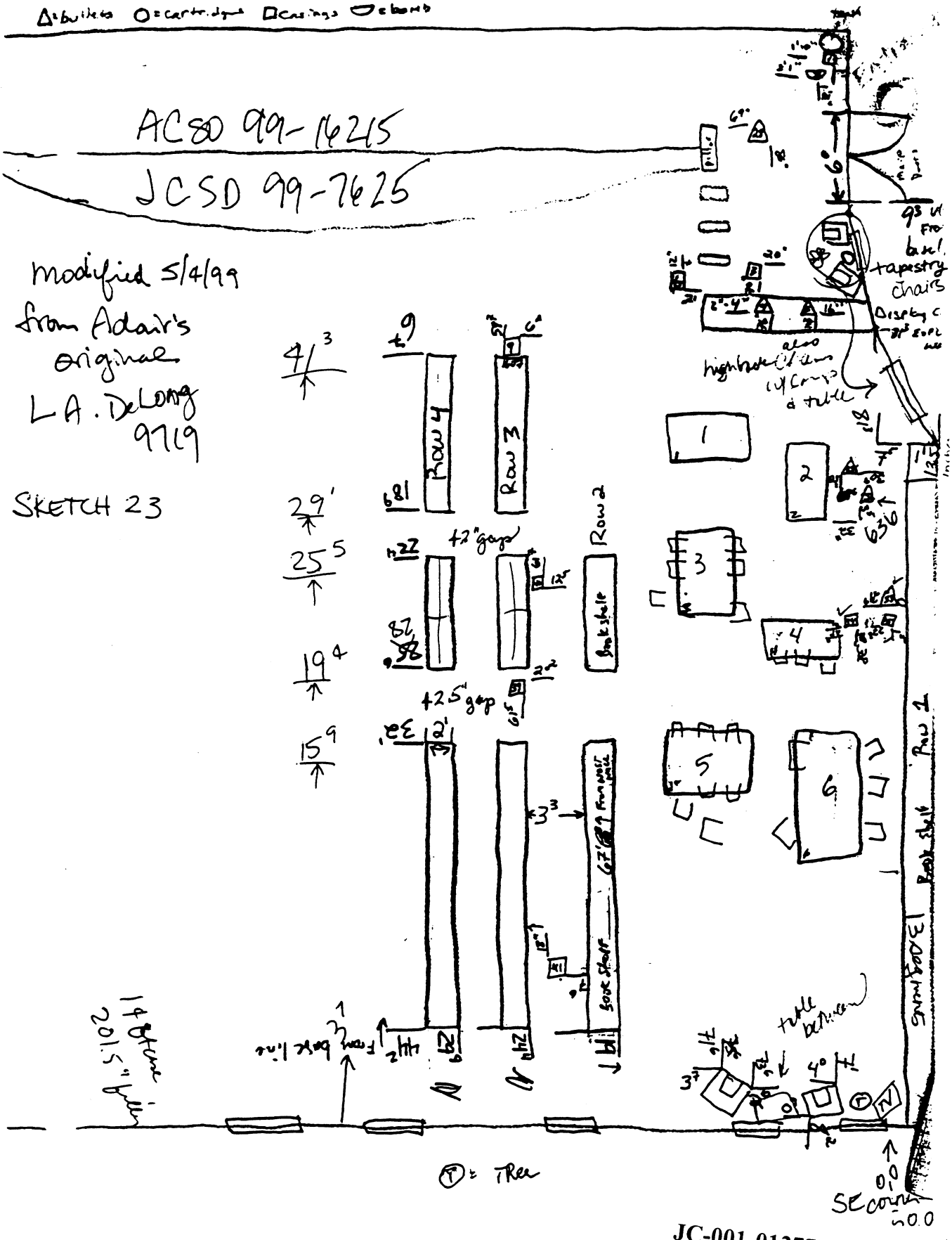

↑ JCTH

JCSD 44-16215

JCSD 99-7625

5/21/99 L.A. DeLong 9719

SKETCH #24

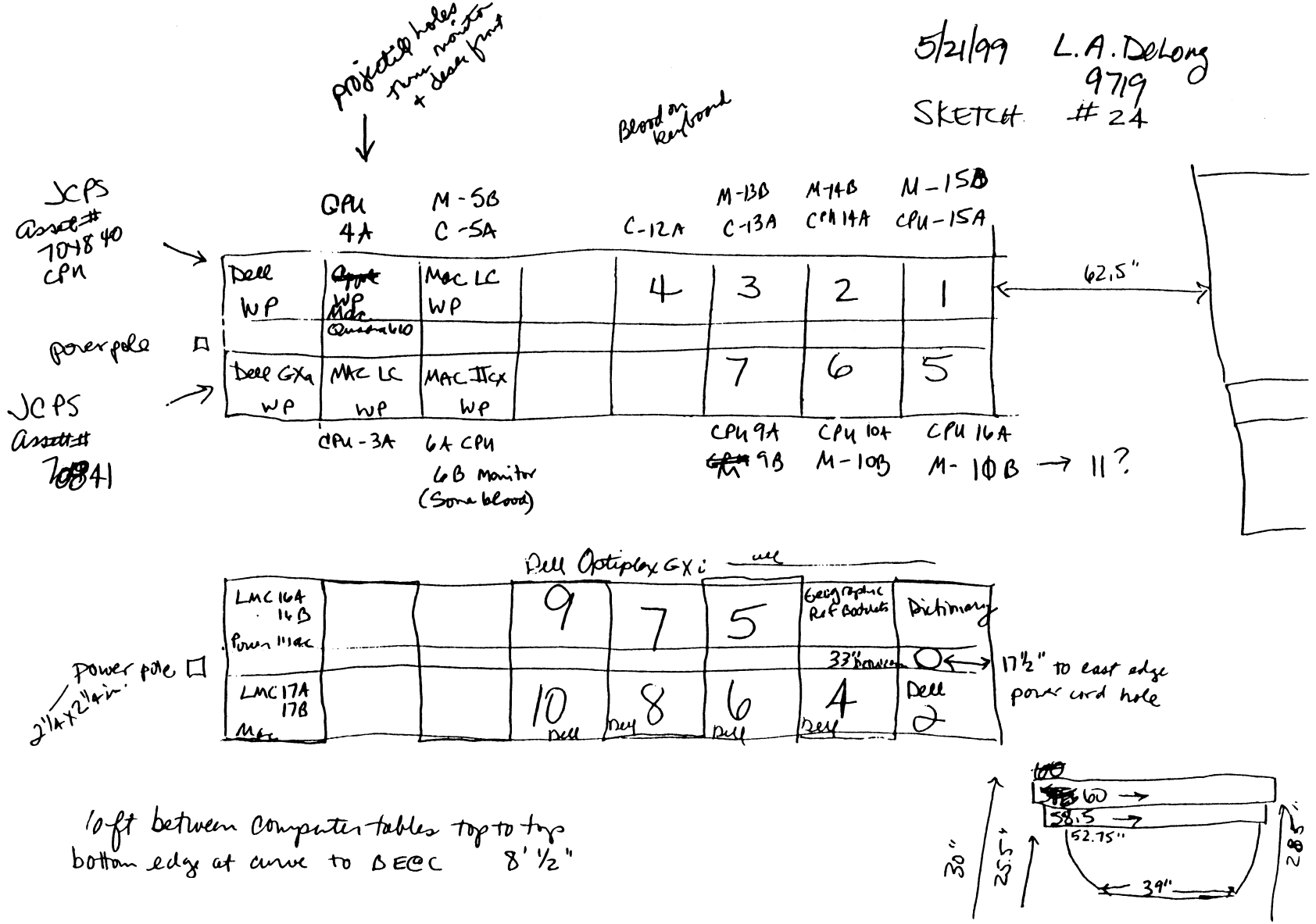

10-ft between computer tables top to top
bottom edge at curve to DECC 8' ½"

JC-001-012778

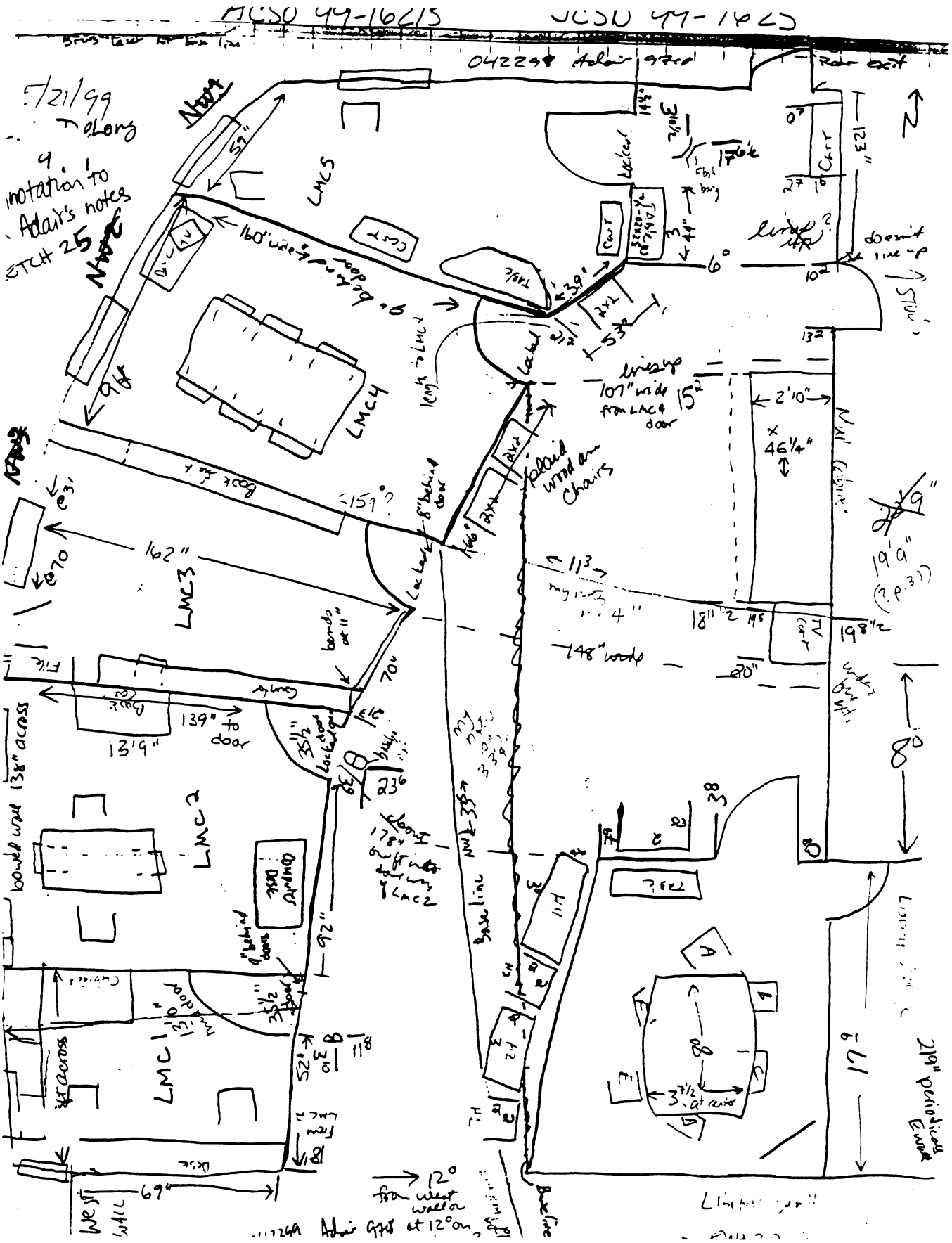

JC-001-012779

ACSO 99-16215
JCSD 99-7625
5/21/99
Laura A. DeKay
9719
SKETCH # 26

33" intervals from outside to outside
8 across mid-line of computubes

3 indium power cord holes

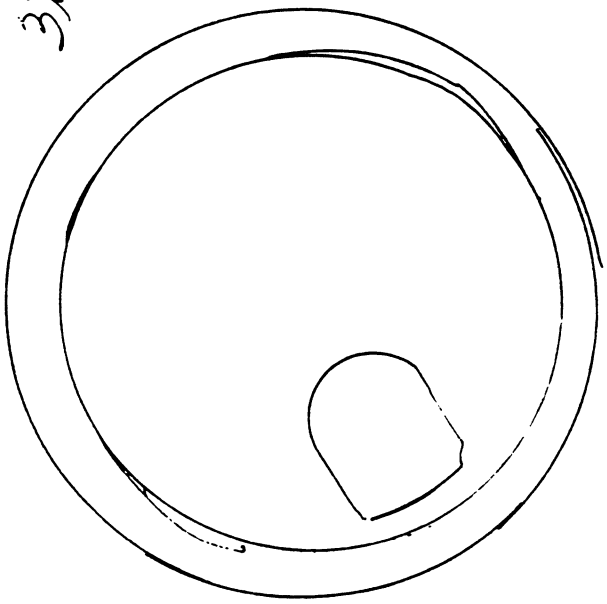

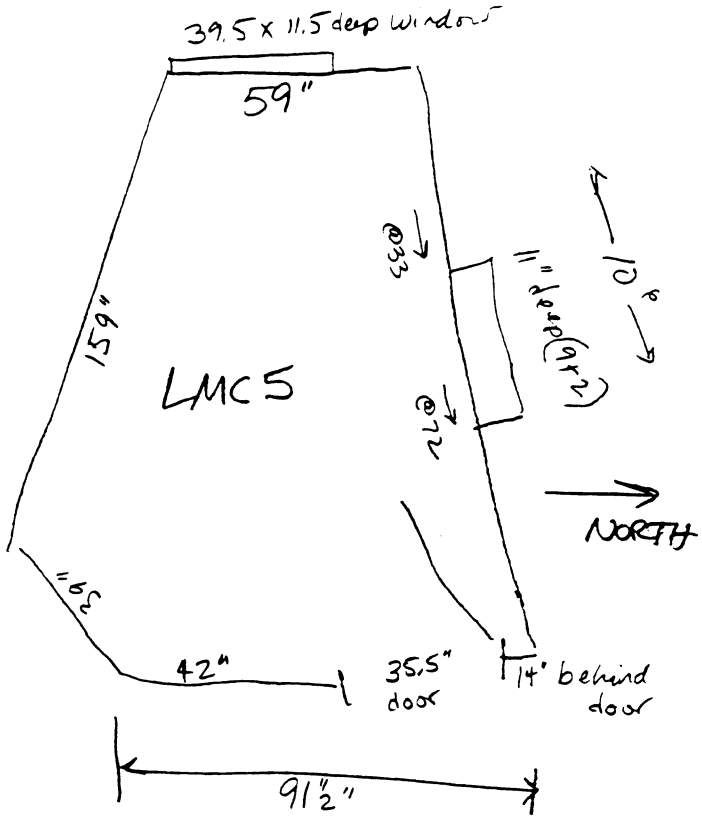

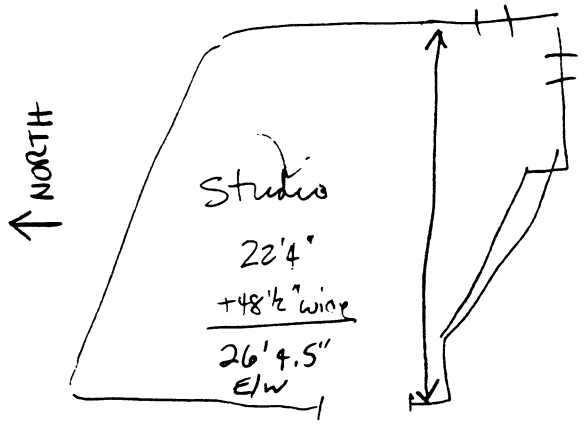

ACSO 99-16215
JCSO 99-7625

SKETCH # 27

5/21/99, 1335
Lou 9719

STUPID

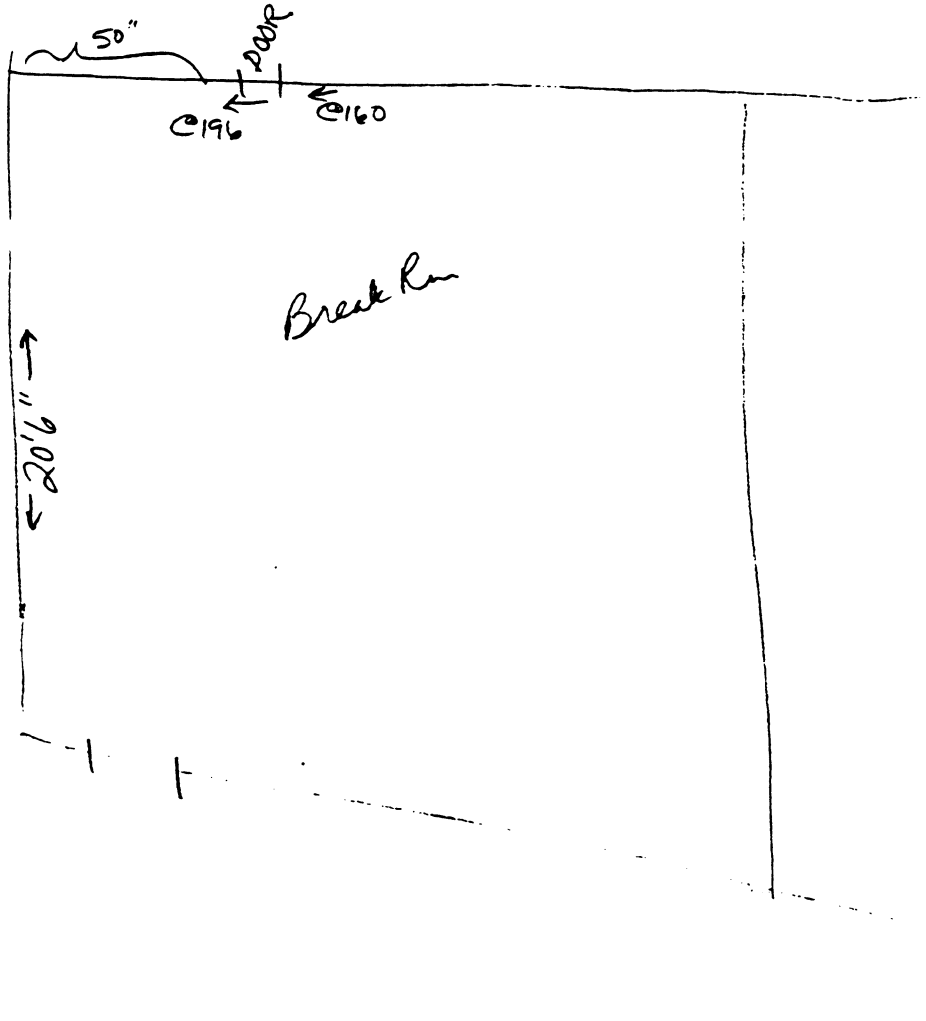

~~end of N comp table E end~~

5/21/99, 1315
ACSO 99-16265
JCSO 99-7625

No. comp table N side @ station 2nd fr W. SKETCH #28

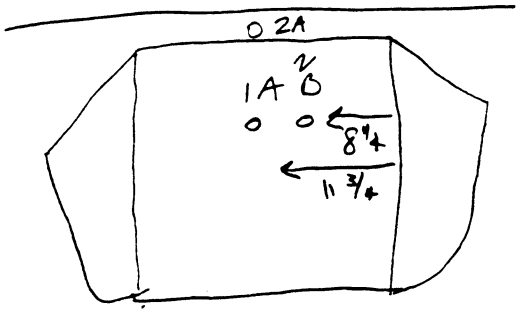

done by Al Hammond?

both 23 1/4" up

2A is 26" up at bottom lip fascia

54 3/4" from west of N comp table (at 10' mark on EW20)

ON BACK SIDE OR SO SIDE OF NO COMP TABLE AT 2ND STA FROM WEST

has shot through chair
Chair pushed up to table

hole is 21 1/2" up
n left side
front

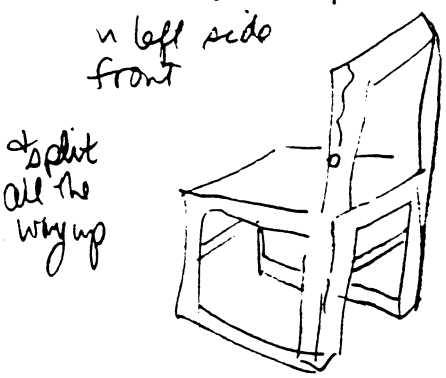

split all the way up

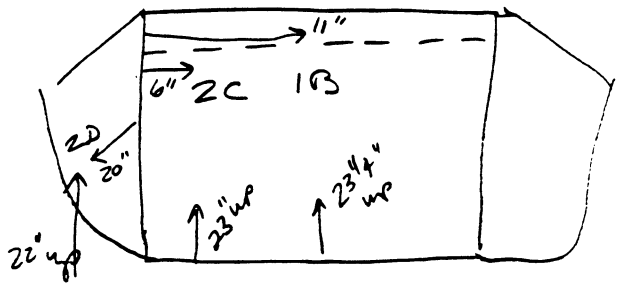

ROW 7 West 6 shelves up
ROW 7A West all 6 shelves up

ROW 5A west

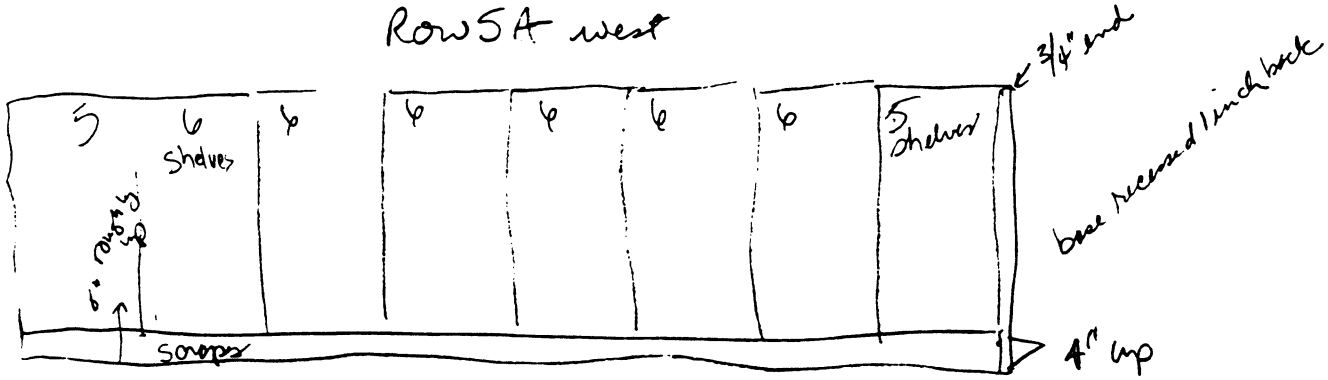

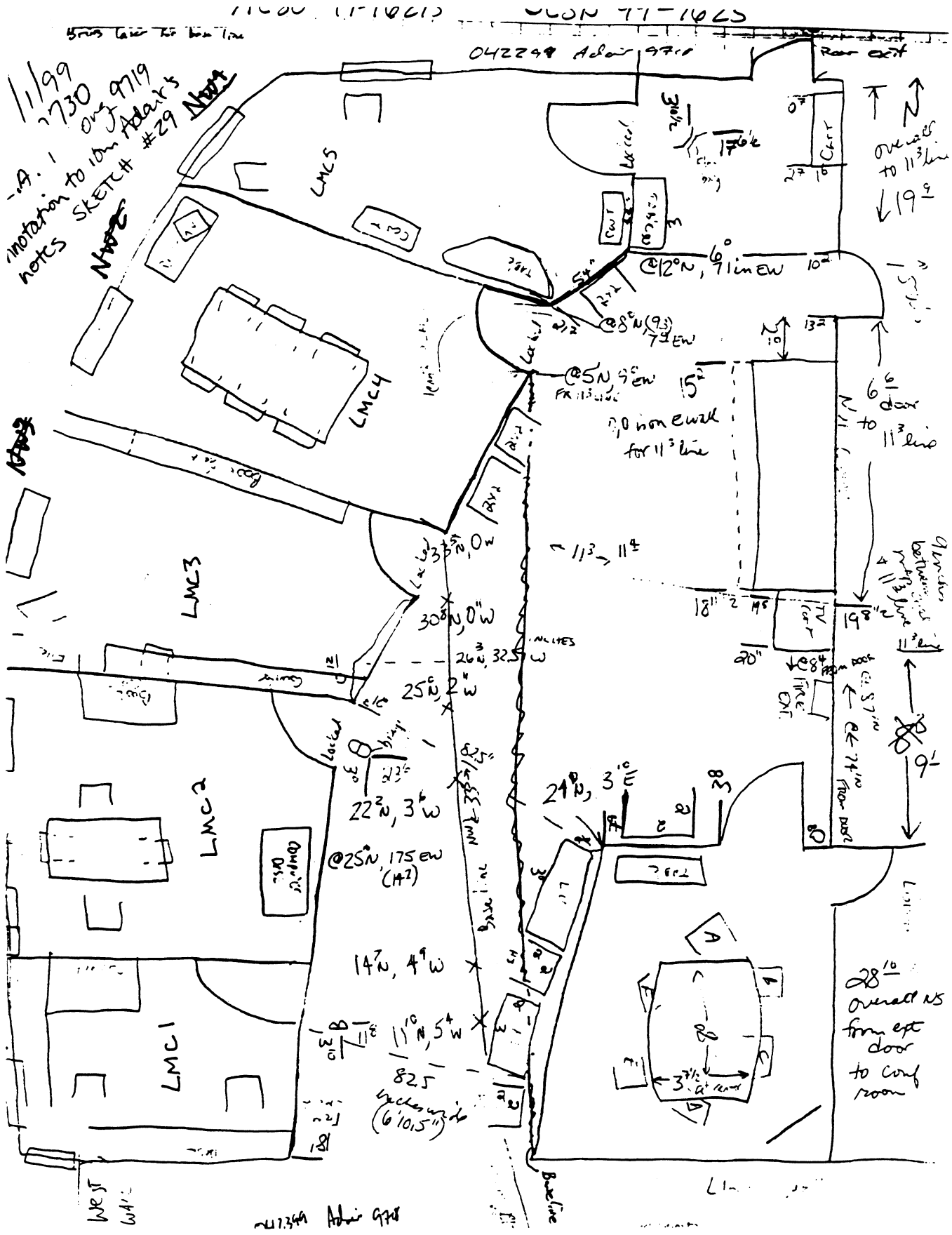

JC-001-012783

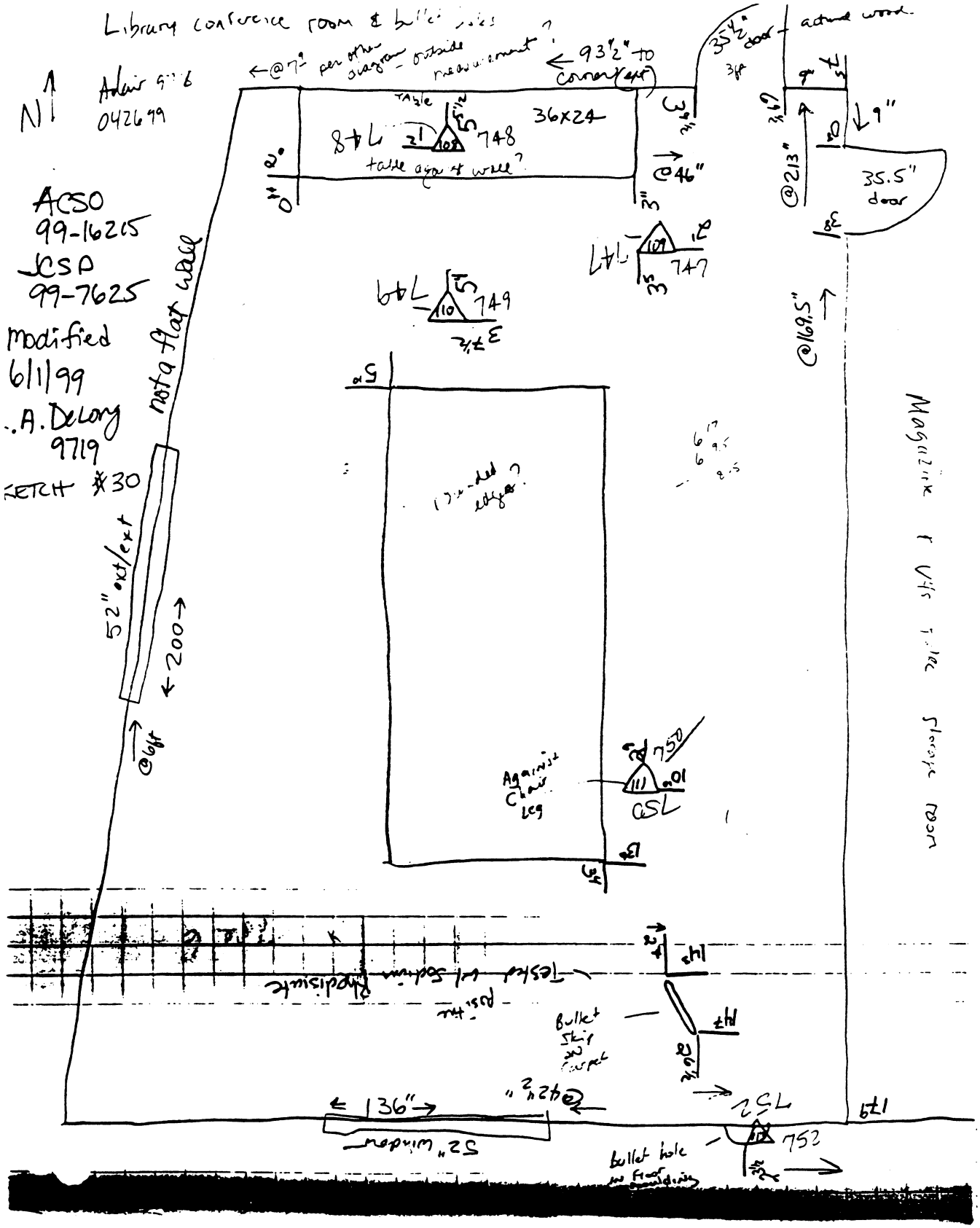
Library conference room & bullet holes
N
Adair 9:16
042699
ACSO
99-16215
JCSA
99-7625
Modified
6/1/99
A. DeLong
9719
SKETCH #30
@7" per other diagram - outside measurement
93½" to corner (4ft)
35½" door
3ft
actual wood
36x24
table
748
table edge of wall?
@46"
35.5" door
@213"
@169.5"
749
747
52" ext/ext
200
@6ft
Against Chair leg
750
751
752
Magazine Room
Asphalt
Bullet hole in front
52" window
@42½"
@36"

ACSO 99-16215
JCSO 99-7625
6/28/99 Leo 976
SKETCH #31

Repeats some info from 5/21/99 sketch

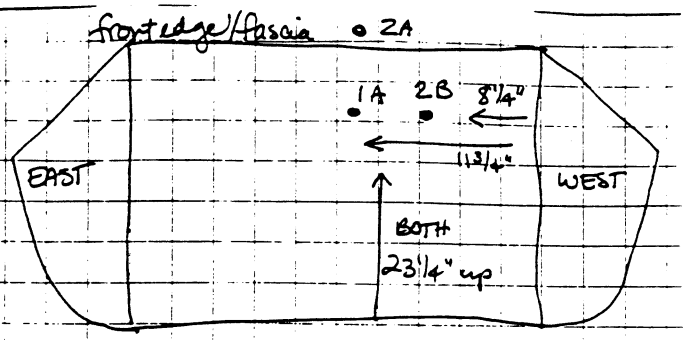

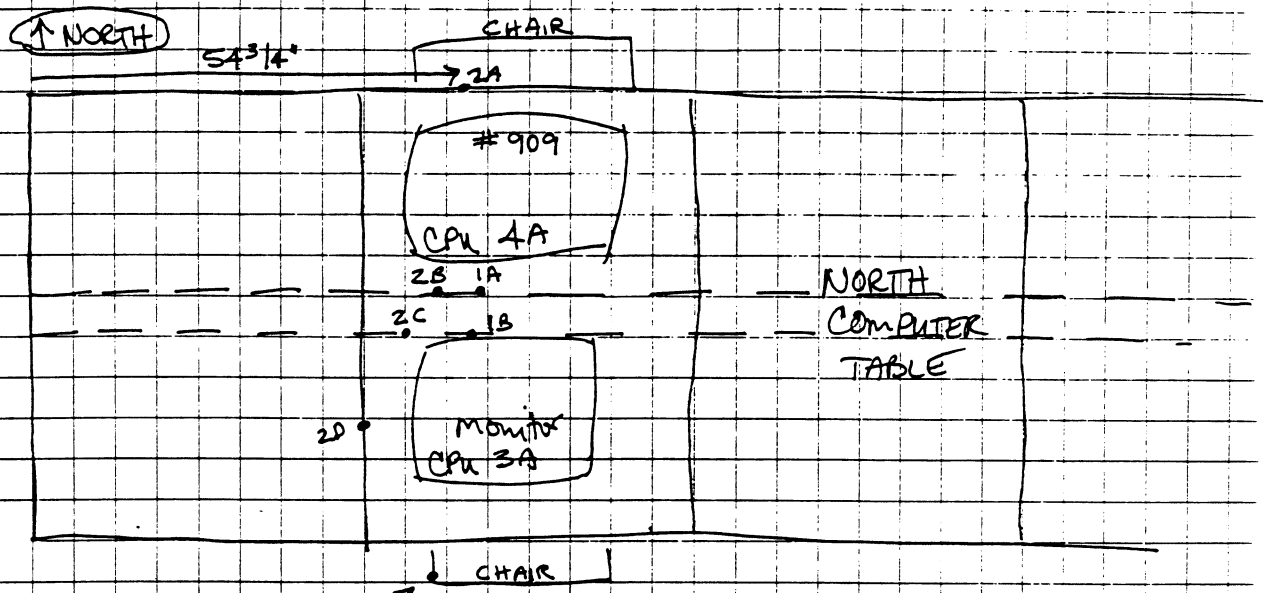

notes from 5/21/99

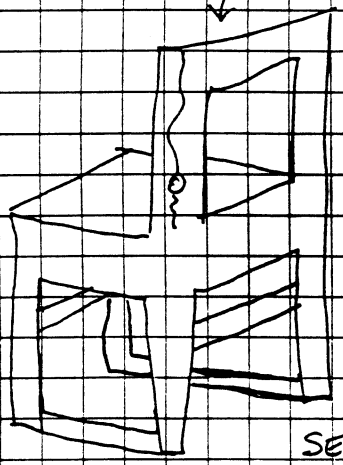

SW leg @ 9'3", 53" (EW+10 bank)

SE leg @ 10'6", 49" (EW+10)

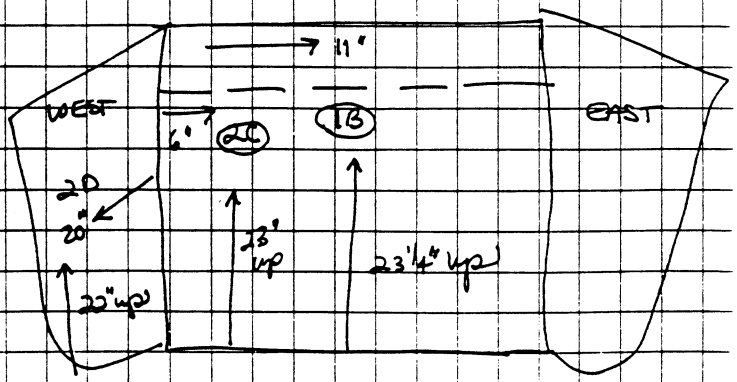

SOUTH SIDE OF NORTH COMPUTER TABLE AT 2nd STATION from WEST (MONITOR 3A)

hole @ 21.5' up, split from 17"-32" up

SKETCH # 32

ACSO 99-16215
JCSD 99-7625
6/28/99 [illegible] 9719

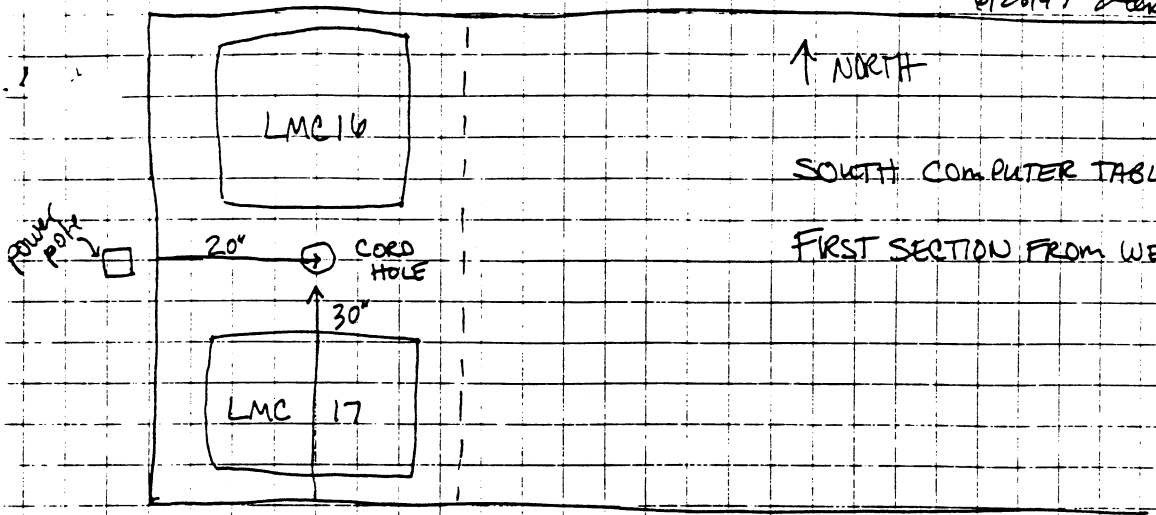

SOUTH COMPUTER TABLE

FIRST SECTION FROM WEST

PLAN VIEW

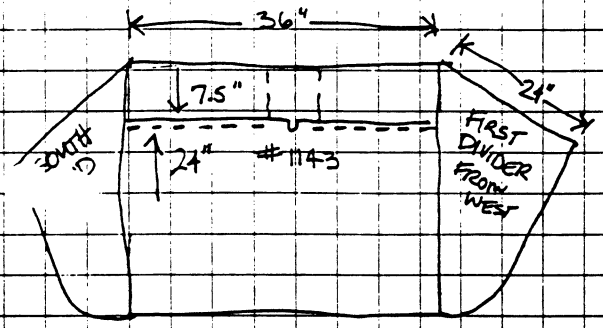

(shelf/ledge @ 7.5" down from top is below line of kickboard)

ELEVATION

B8

@ 7'3", 63" from EW BASE

49 notes

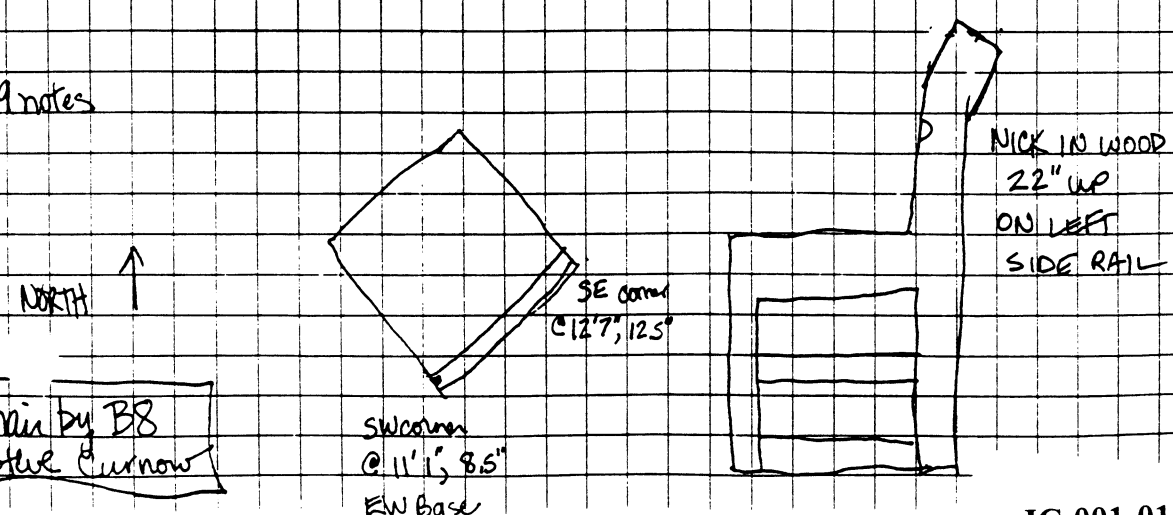

Chair by B8
Steve Curnow

ACSO 99-16215
JCSO 99-7625
6/28/99 Lars 9719

SKETCH #33

Station 7, South side of N. computer table behind Kyle Velasquez

p. 4 notes

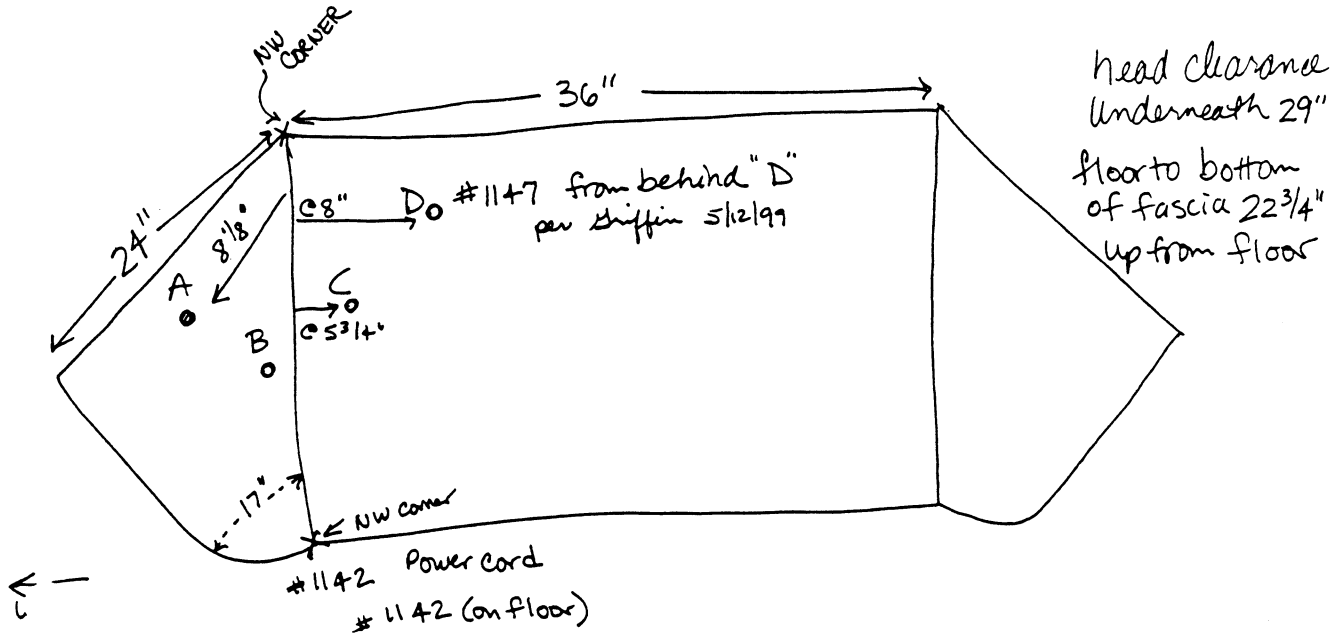

HOLES:

	UP FROM FLOOR	FROM NW CORNER
A	18 1/4"	8 1/8"
B	16 1/2"	1 3/8"
C	14"	5 3/4"
D	15 1/4"	8"

(Sixth section from the west)

Fifth section from the west, south side of North Computer Table

p. 44 notes

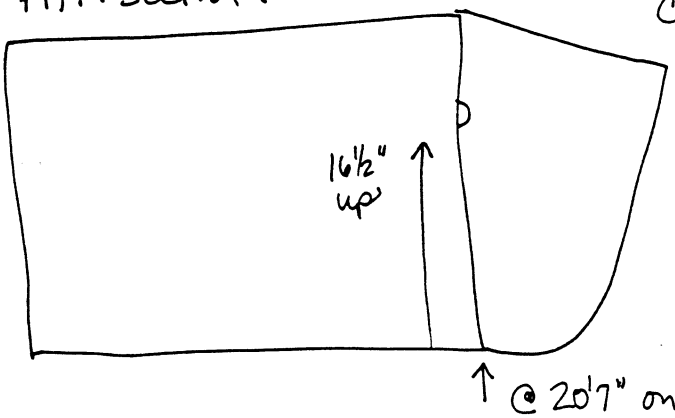

West

JC-001-012787

MCSD 99-16215
JCSD 99-7625
6/28/99 dao 9/19
SKETCH # 34
p.44 notes

Chair east of B10 by foot

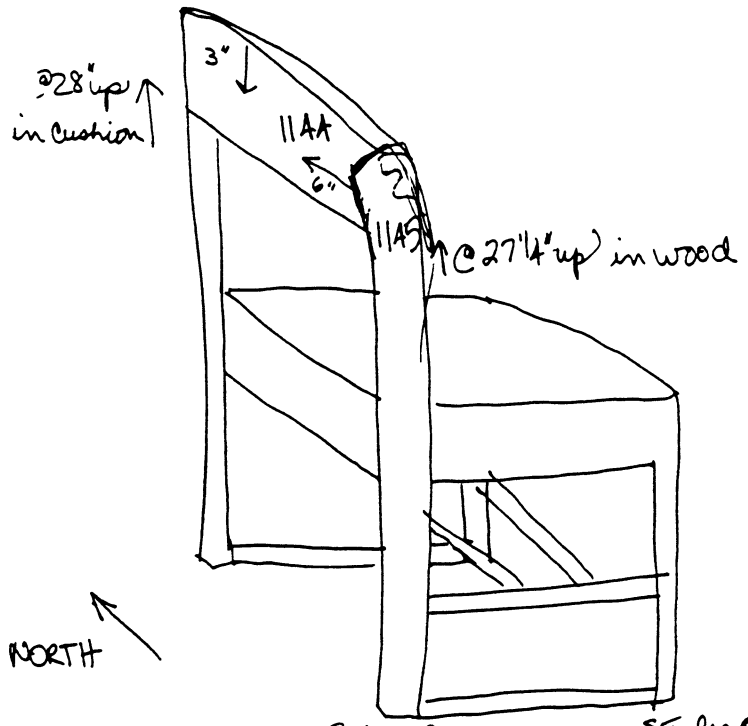

p.34 notes

.35 notes

Table 16 chair at SE corner

85" up on right back side cross brace

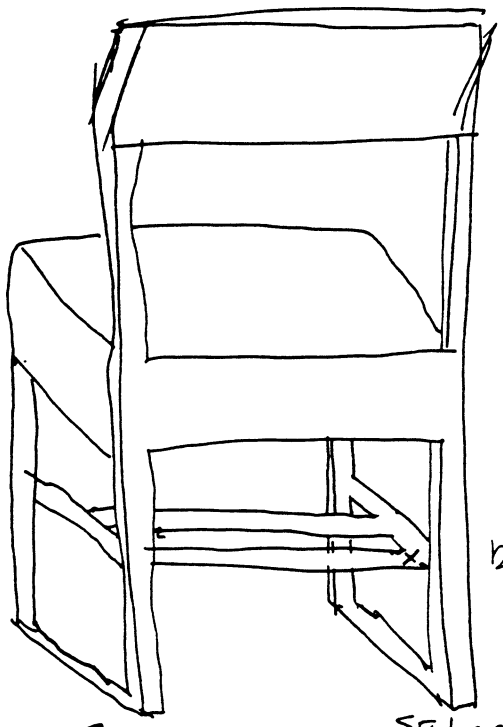

p. 35 notes
p. 38

SKETCH #35

ACSO 99-16215
JCSO 99-7625
6/28/99 [illegible] 9719

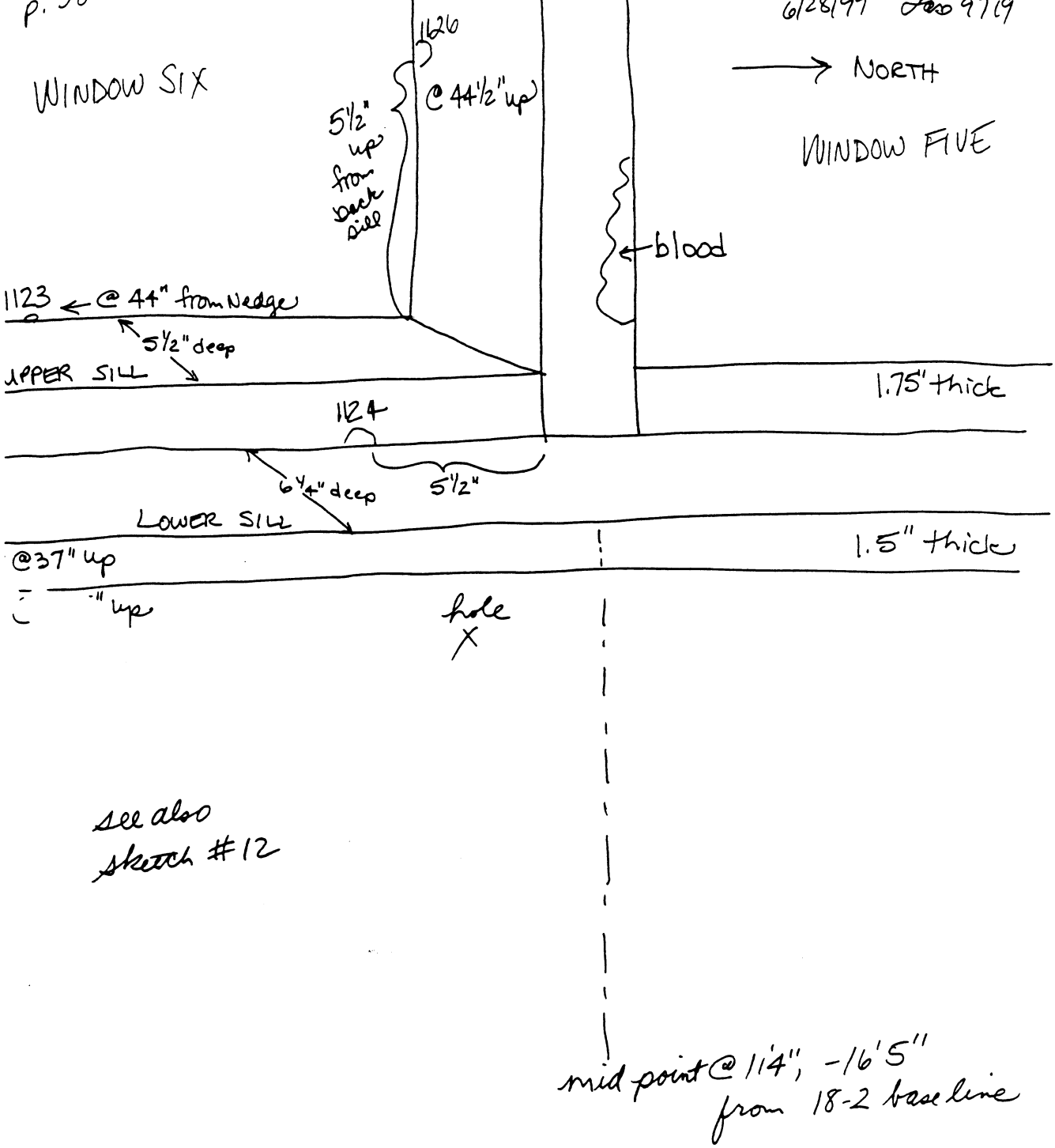

see also
sketch #12

ACSO 99-16215
JCSO 99 7625
6/28/99 Leo 9719
SKETCH # 36

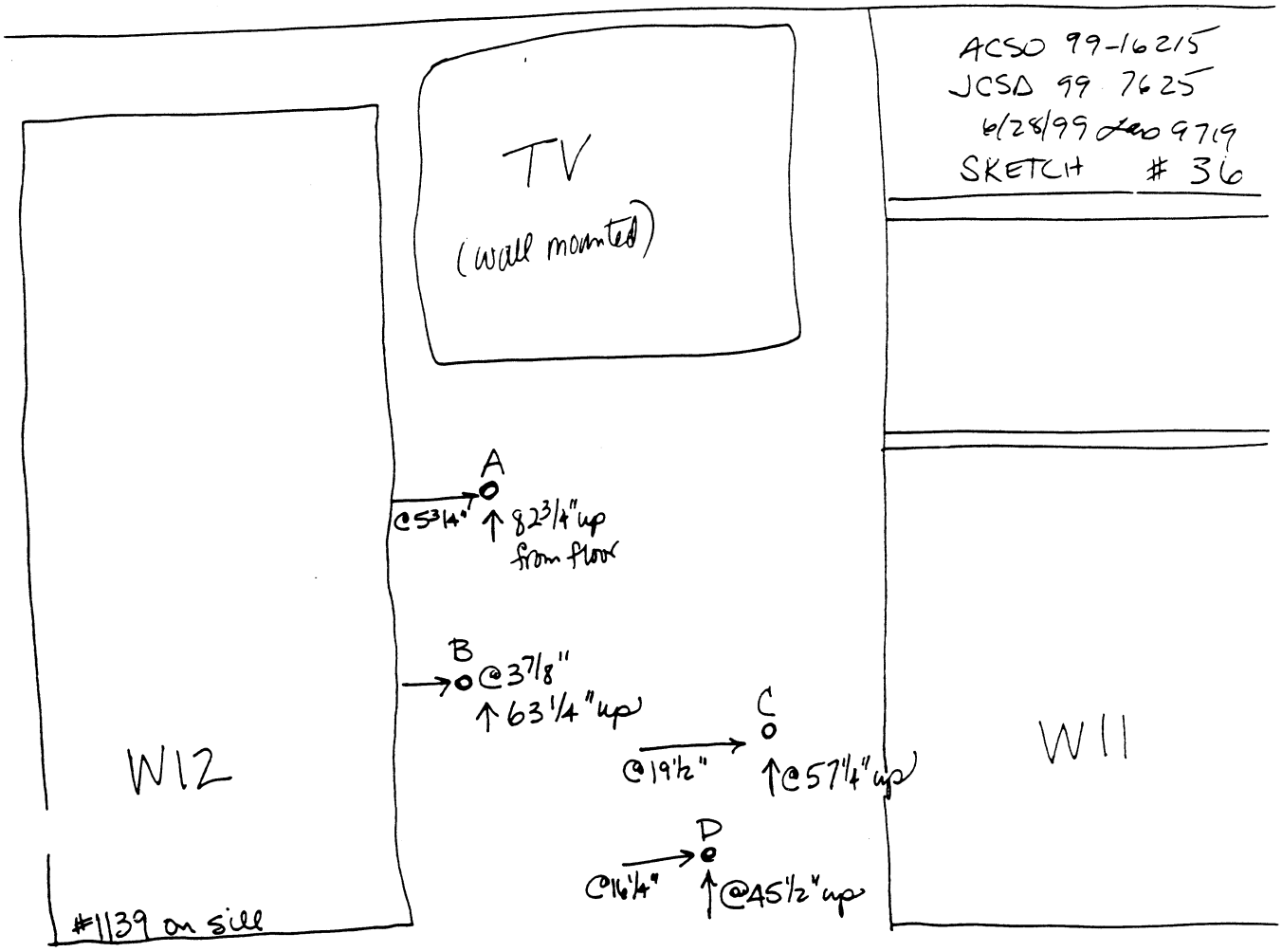

p. 42 notes

+ A-C-D
= #1168 inside wall

SOUTH WALL

measurements are for holes

ACSO 98-16215 JCSO 99-7625



FACING SOUTH
4/27/99, 1255
Leo Delong 9719

holes between window 12 – W11 and upper TV on so wall

← NORTH

ROW 6B

ACSO 99-16215
JCSO 99-7625

5 Shelves | 5 Shelves | 5 Shelves

6/28/99 Leo 9719
SKETCH # 3

→ @ 3'-8" BLOOD

page p. 35 note

blood @ 16'11", 104" on 18-2 baseline

N side W3 base sill → N



4/27/99, 0950
ACSO 99-16215
JCSO 99-7625

Item 1017 near Leo 9719

hole @ 25.5" up
dent @ 24" up
hole 23" up & 2.5" from glass
dent 21" up & 1.5" from glass
mark 20" up
hole w/ #1017 19" up, 1.5" from glass
hole 18"4" up
hole 15" up

WINDOW 2

NORTH

notes from pg. 37, 39 + sketch 11

#1104 feel through one of these holes?

p.37 notes
" 1 notes

AC80 99-16215
JCS099-7625
6/28/99 9719
SKETCH #38

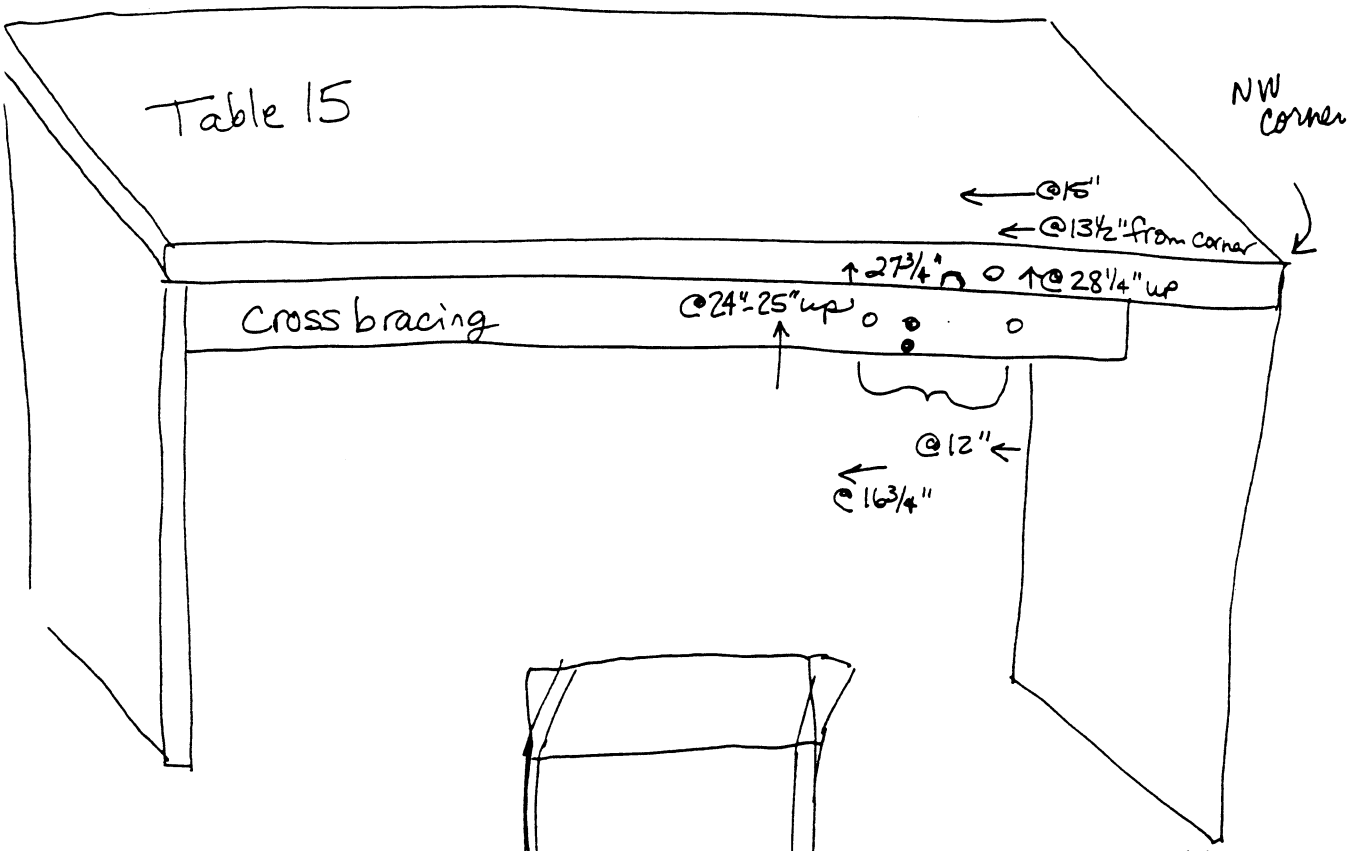

Chair @ NW corner of Table 15

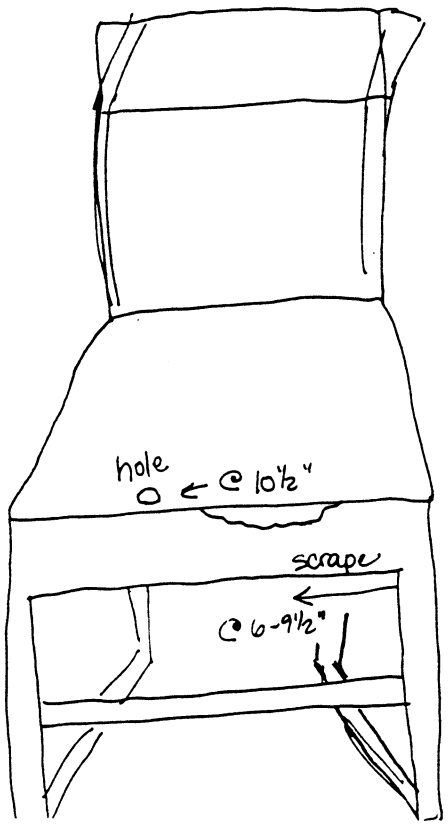

p. 41 notes

Seat faces Williams (West)

hole 18" up (in cushion)
scrape 17" up

scrape in wood 6"-9.5" from south

JC-001-012792

6/29/99, 0905 Mtg @ Columbine HS Library

ACSO 99-16215
JCSD 99-7625

SKETCH #39

Chair hole
by LMC 16

N side of
so. comp table
~~[illegible]~~ seg fr. W
2nd

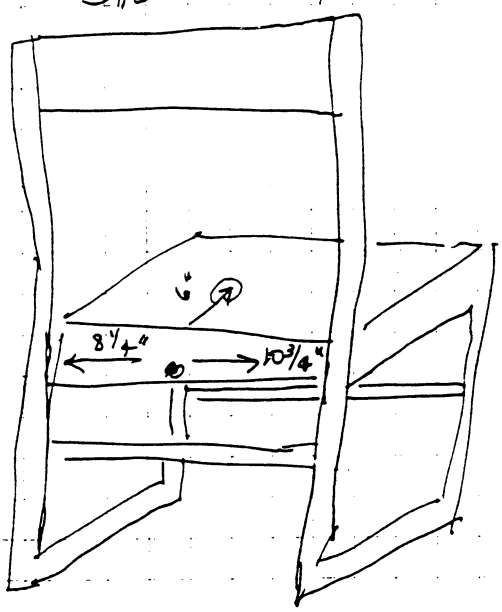

6201 So. Pierce

1D or 2E ? (ck with Griffin or Hammond)

#1103 from seat

N. side of backboards on comp tables flush
S. side is dropped

Kate Batton JCSD
Nancy Bodelsen
Russ Boatwright
Tom Adair
Peggy Rowlett
Jim Jennings
Chris Lipstein
Chris Andrist
Diane Obbema
Randy West

"Makai" Hall
= Nele

Cassie Bernall
"Peekaboo"
Val Schnurr - believe in God

chairs by SE windows cushion type chairs w/ pattern

blood spatter on so. end RGB

Laura A. DeLong
9719

JC-001-012793

ACSO 99-16215
JCSO 99-7625
Sketch #40
6/29/99
Laura A. DeLong
9719

Bullet hole in chair

T16 SE Corner

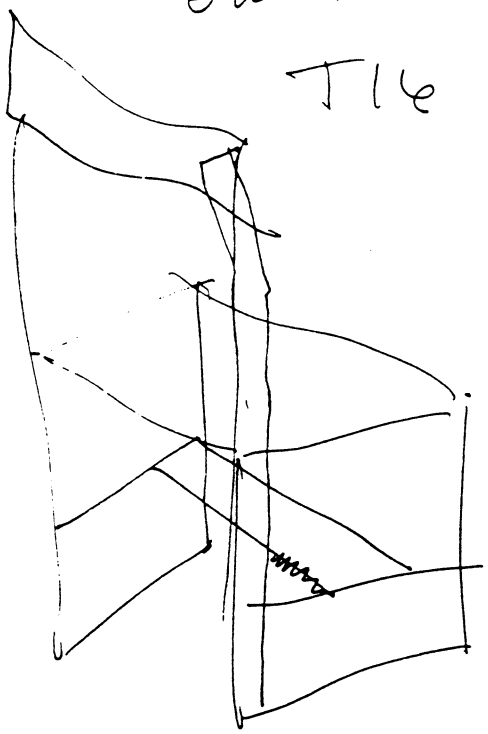

Bullet hole

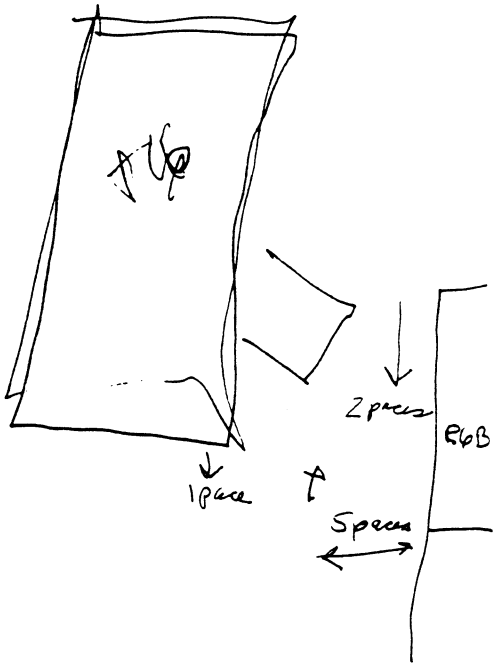

measured legs originally

hole measured too
in Carpet p. 36
@ 18'8", 54" (18.2 base)
2 pcs so from W corn
R6B

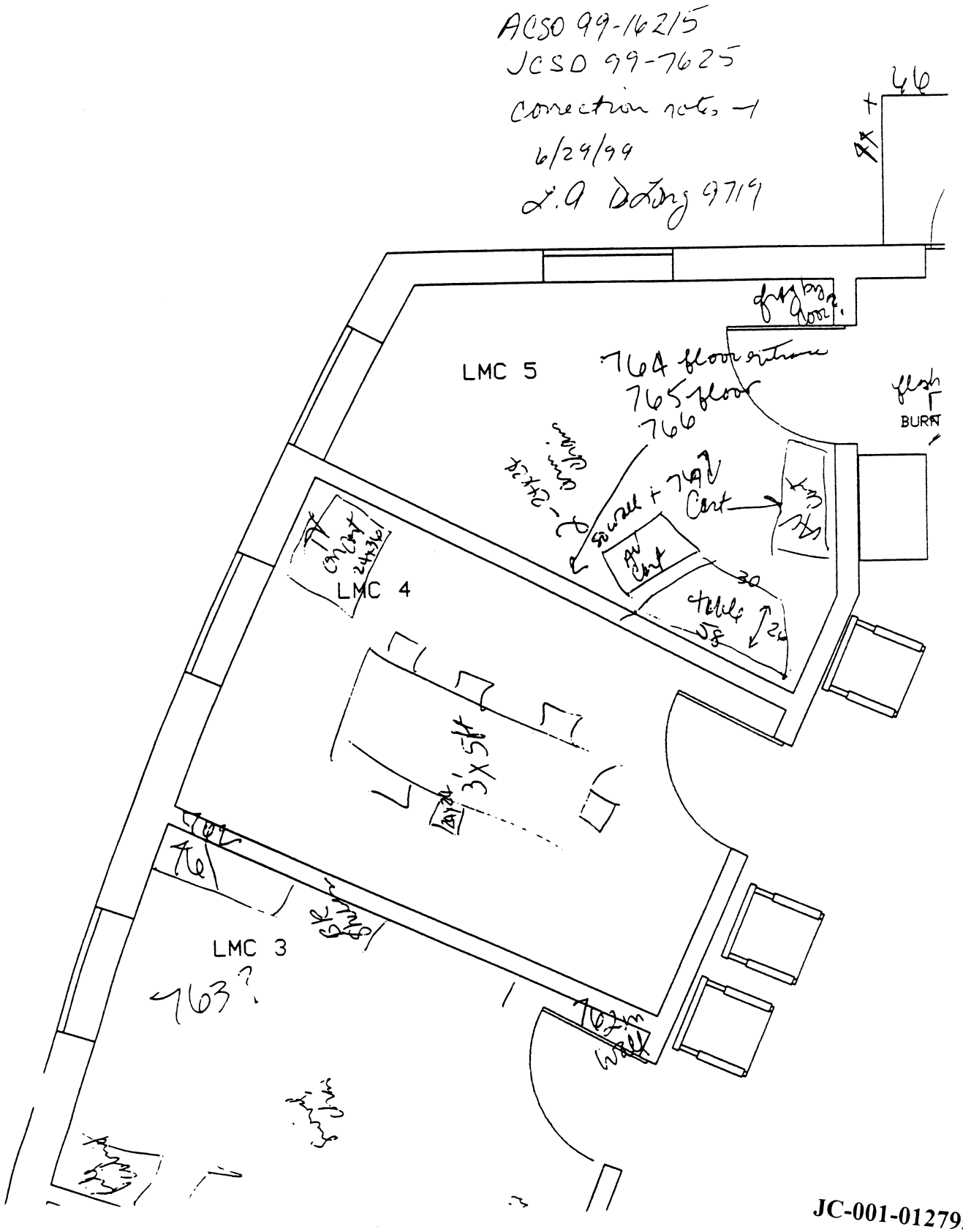

JC-001-012795

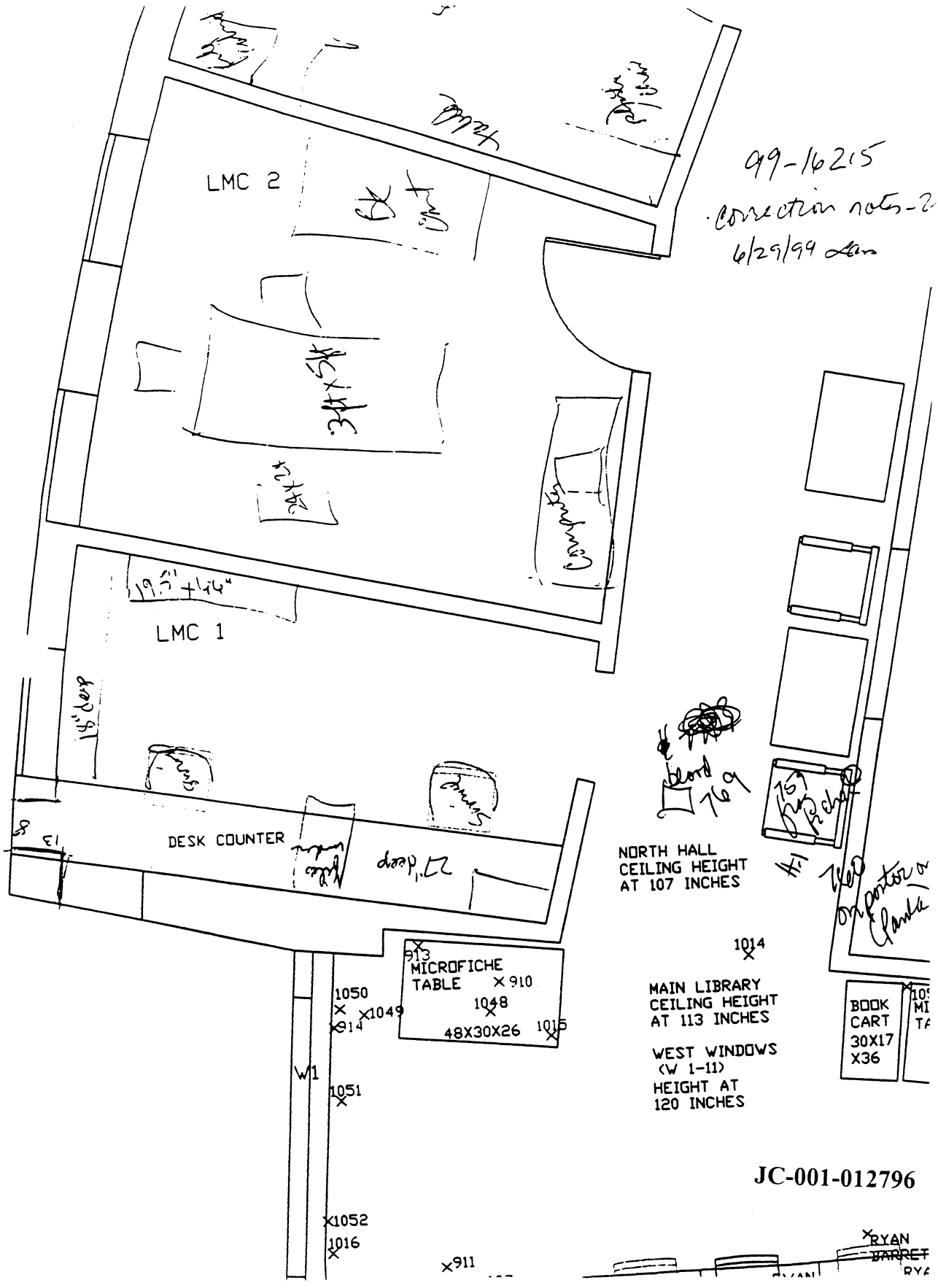

99-16215
correction notes-2
6/29/99 Lan

JC-001-012796

not middle area

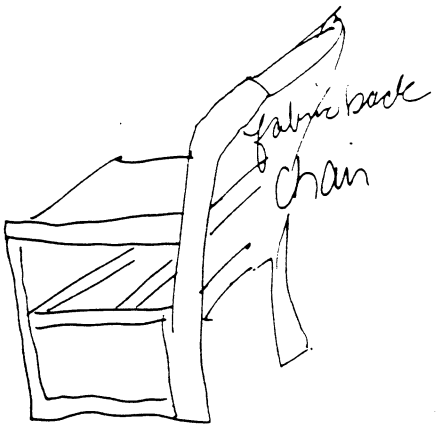

99-16215
correction notes-3
6/29/99
9719

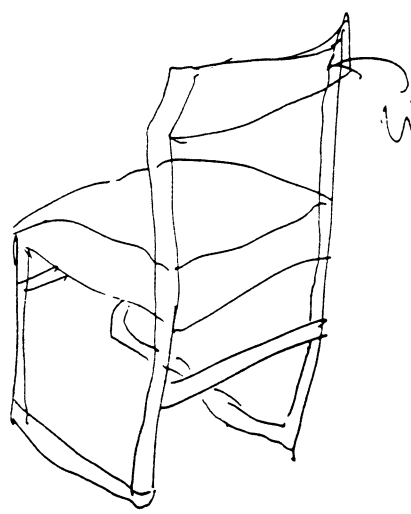

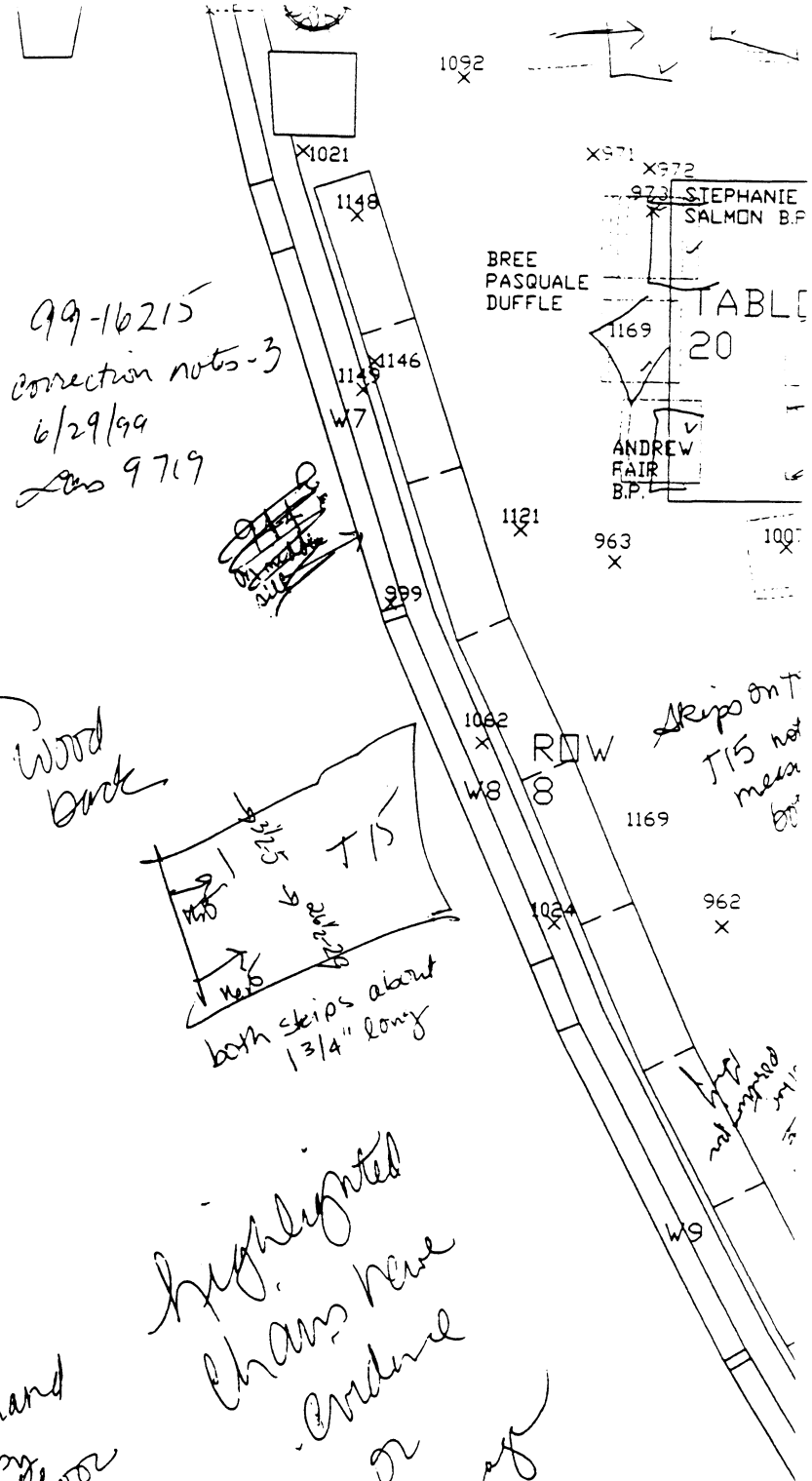

Skips on T15 not measured

highlighted chairs have evidence or damage

Klebold's hand outlined by me on floor

JC-001-012797

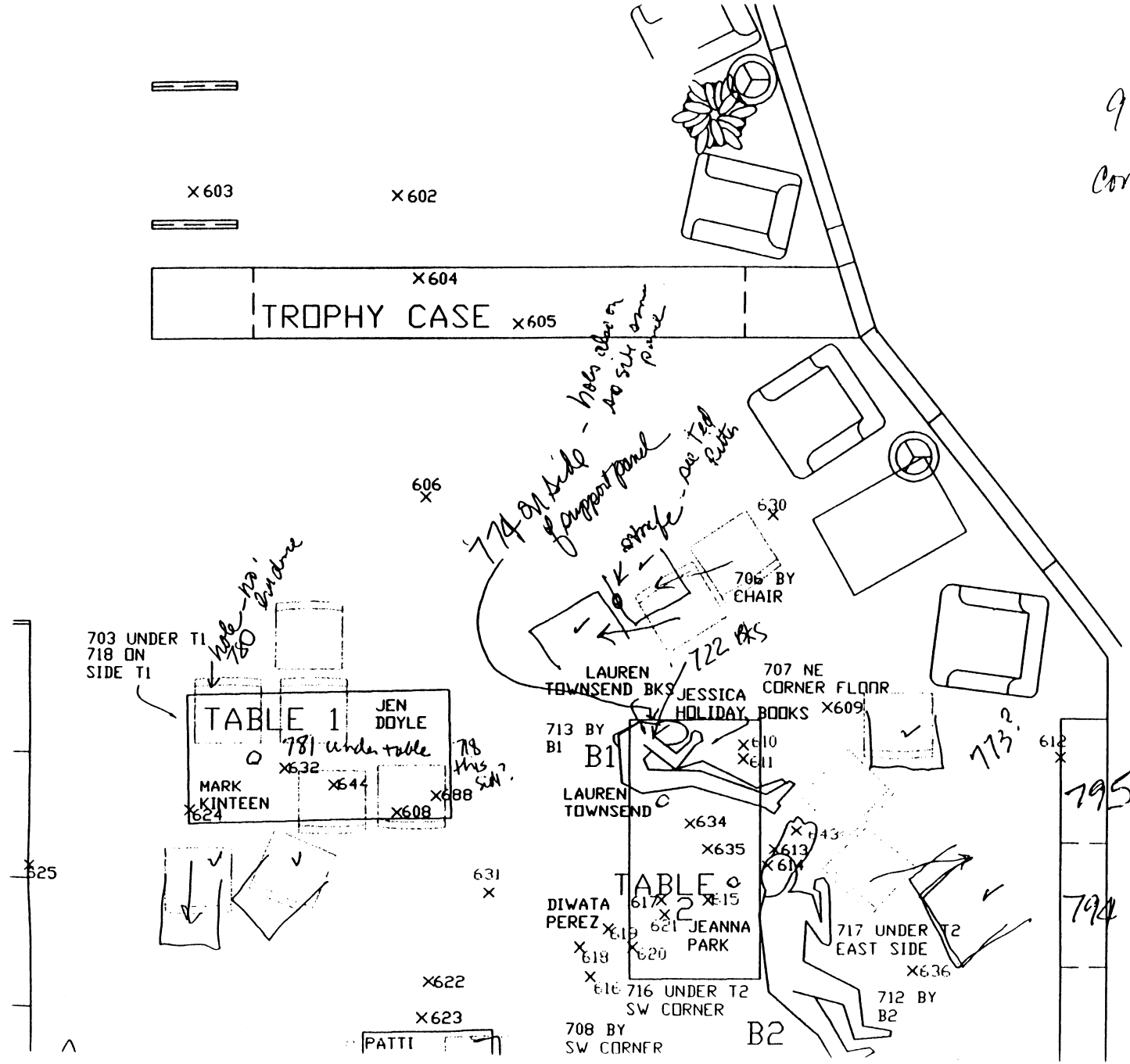

JC-001-012798

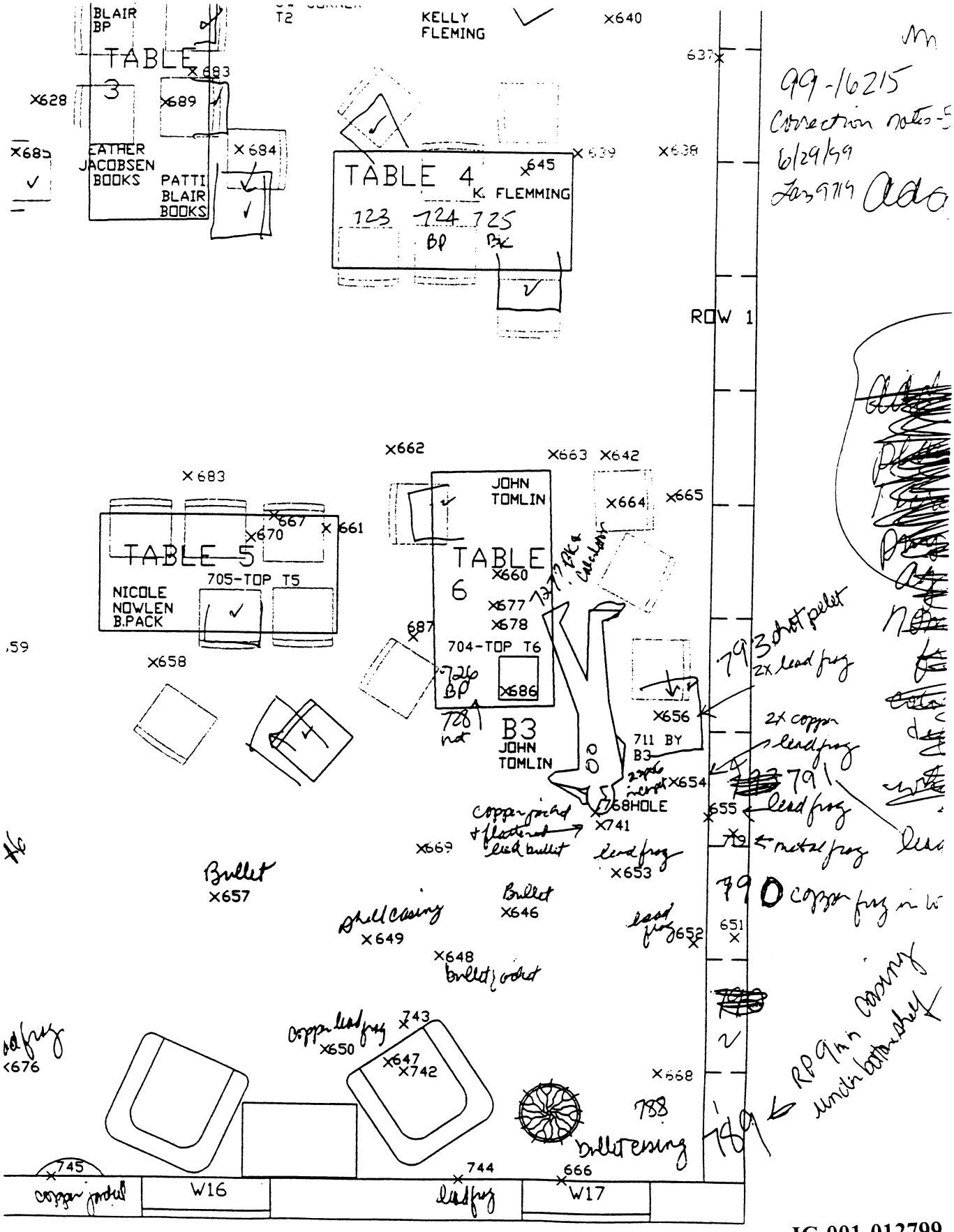
BLAIR BP
TABLE 3
T2
KELLY FLEMING
X640
637
99-16215
Correction notes-5
6/29/99
X628
X689
X683
X684
X685
EATHER JACOBSEN BOOKS
PATTI BLAIR BOOKS
TABLE 4
X645
K. FLEMMING
123 124 125
BP BK
X639
X638
ROW 1
X662
X663 X642
X683
JOHN TOMLIN
X664
X665
X667
X670
X661
TABLE 5
705-TOP T5
NICOLE NOWLEN B.PACK
TABLE 6
X660
X677
X678
704-TOP T6
X686
687
726 BP
728 not
X658
B3 JOHN TOMLIN
711 BY B3
X656
X654
X655
X668HOLE
X741
X669
X653
Bullet X657
Bullet X646
Shell casing X649
X648
X650
X647
X742
X743
X676
X668
788
745
744
666
W16
W17
793 shot pellet
2X lead frog
2X copper lead frog
791
lead frog
metal frog
790 copper frog in W
651
652
RPG in casing under bottom shelf
JC-001-012799

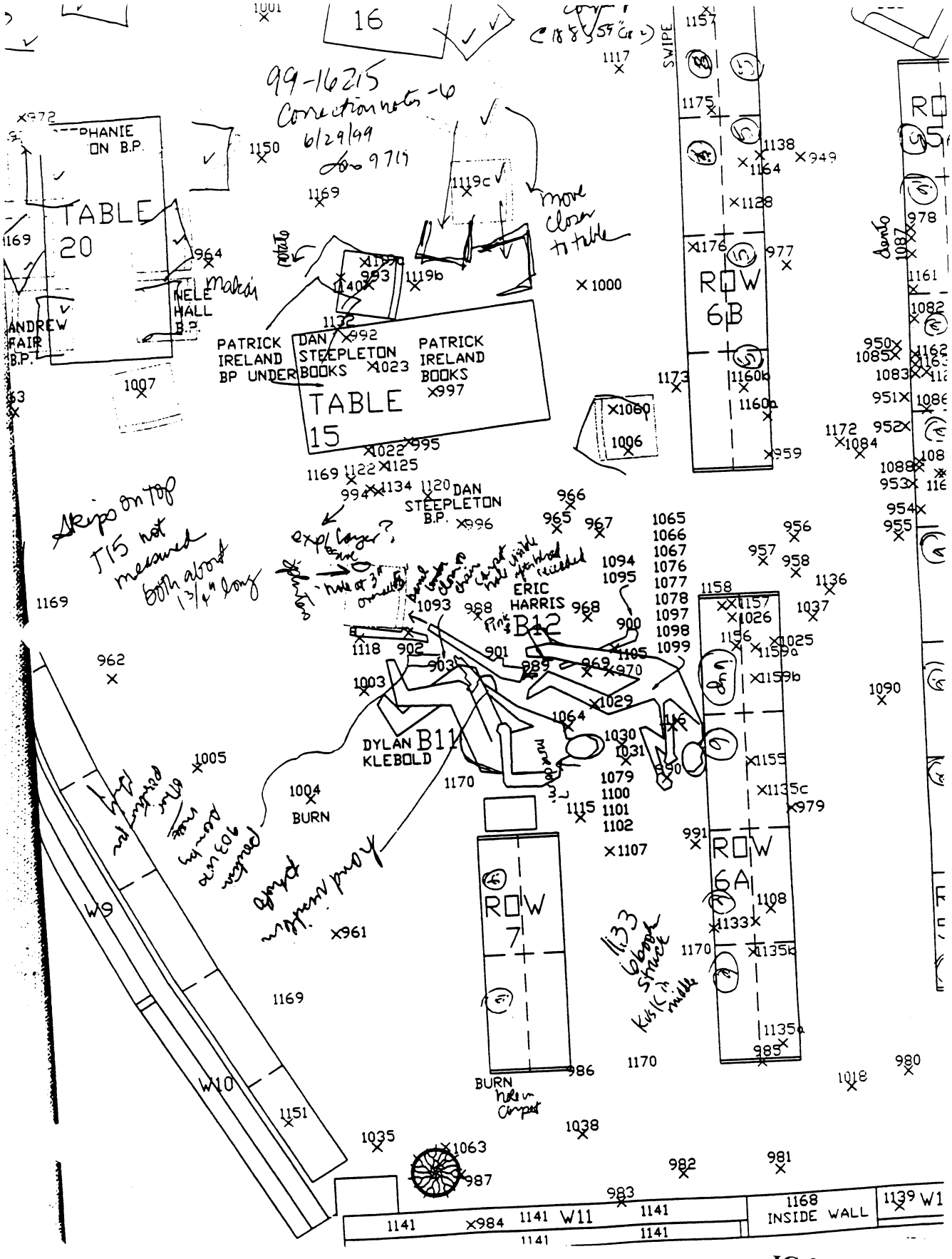
99-16215
Correction notes -6
6/29/99
TABLE 20
PHANIE ON B.P.
NELE HALL B.P.
ANDREW FAIR B.P.
TABLE 15
PATRICK IRELAND BP UNDER
DAN STEEPLETON BOOKS
PATRICK IRELAND BOOKS
DAN STEEPLETON B.P.
ERIC HARRIS
B12
DYLAN KLEBOLD
B11
ROW 6B
ROW 6A
ROW 7
W9
W10
W11
INSIDE WALL
BURN
BURN
move closer to table
rotate
strip on top
T15 not measured
both about 1 3/4" long
exp/ longer?
SWIPE
1133 glove shack
JC-001-012800

1" 18 2
4 11
23' 1

99-16215
Correction notes-7
6/29/99
Lass 9719

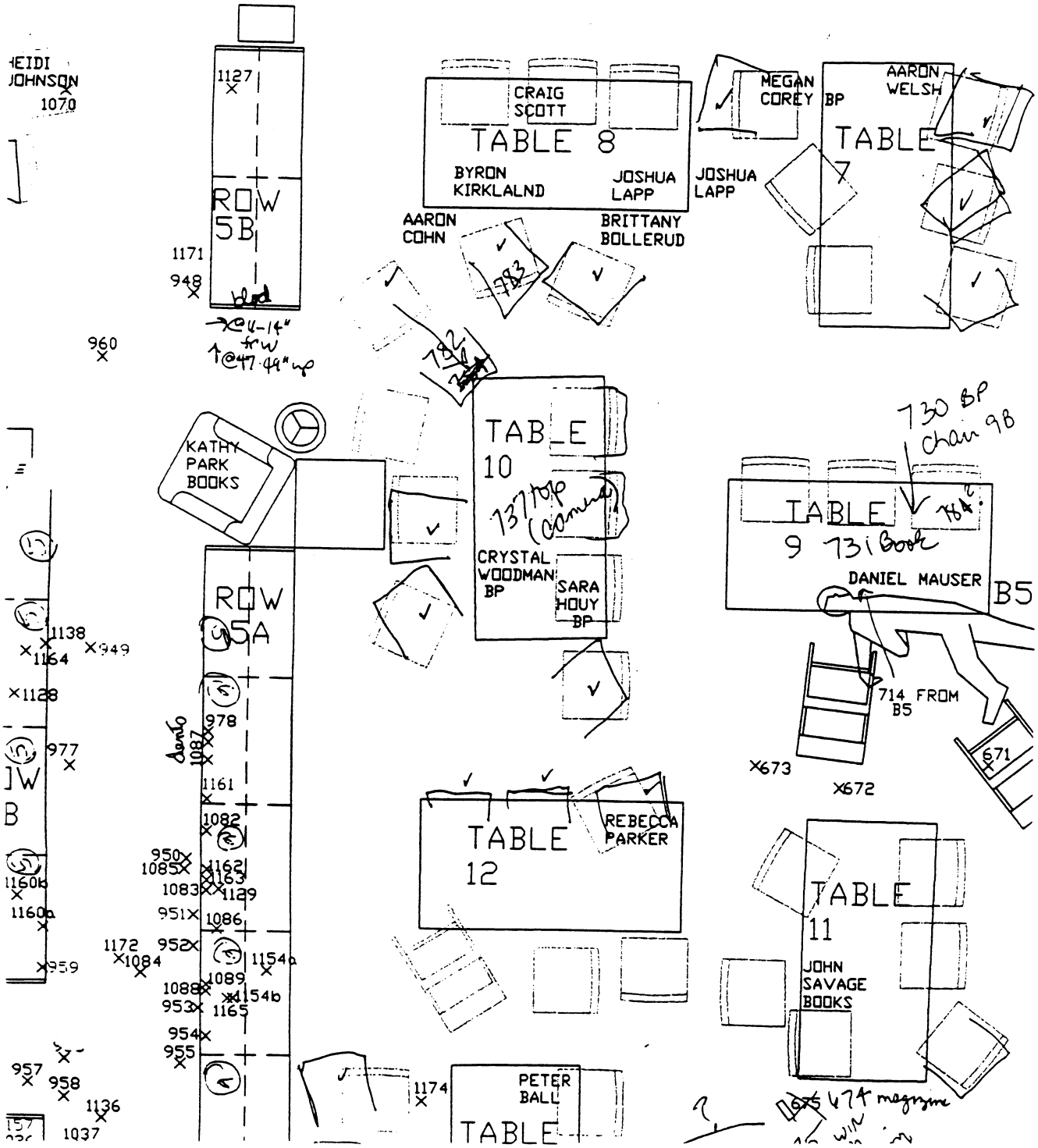

JC-001-012801

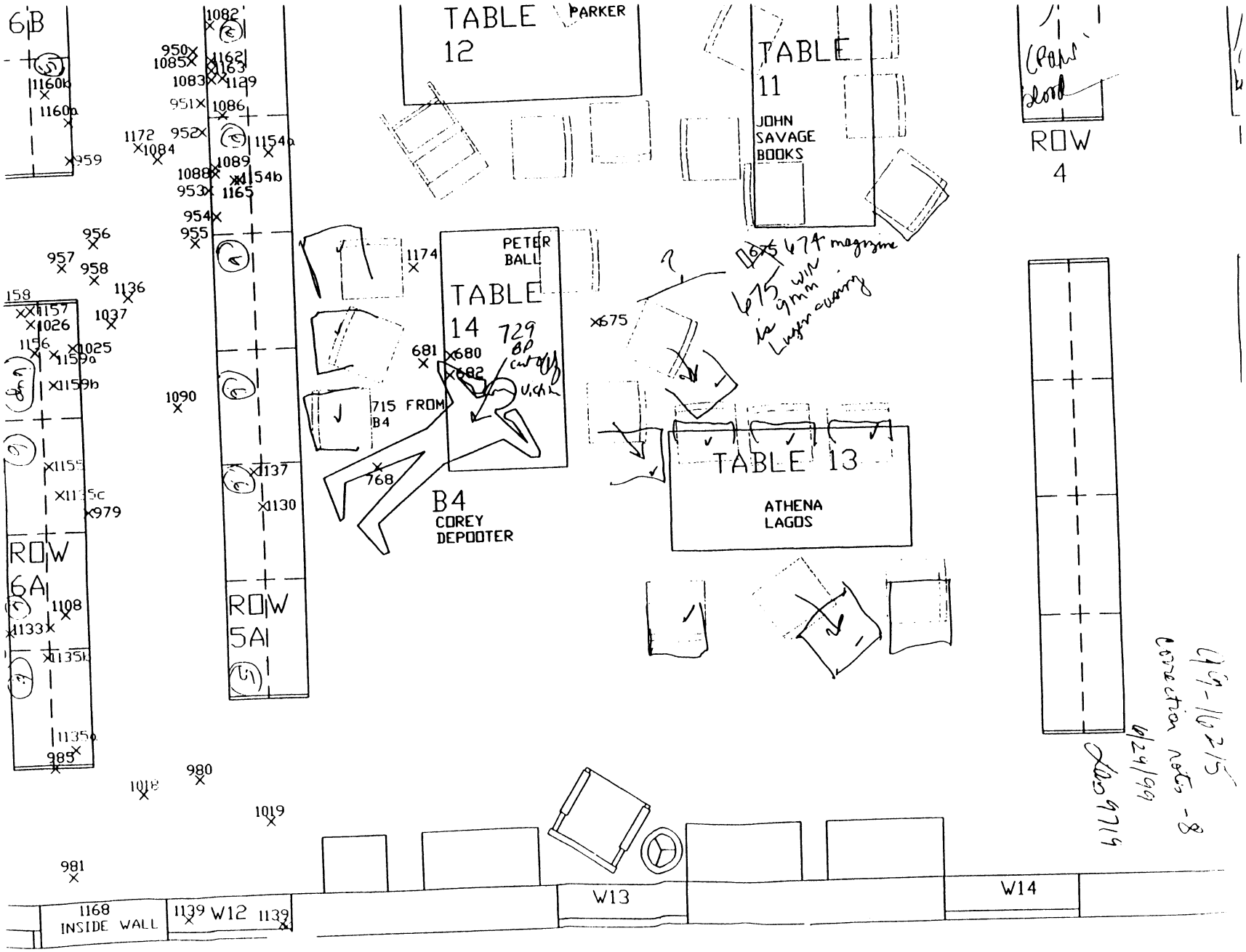

JC-001-012802

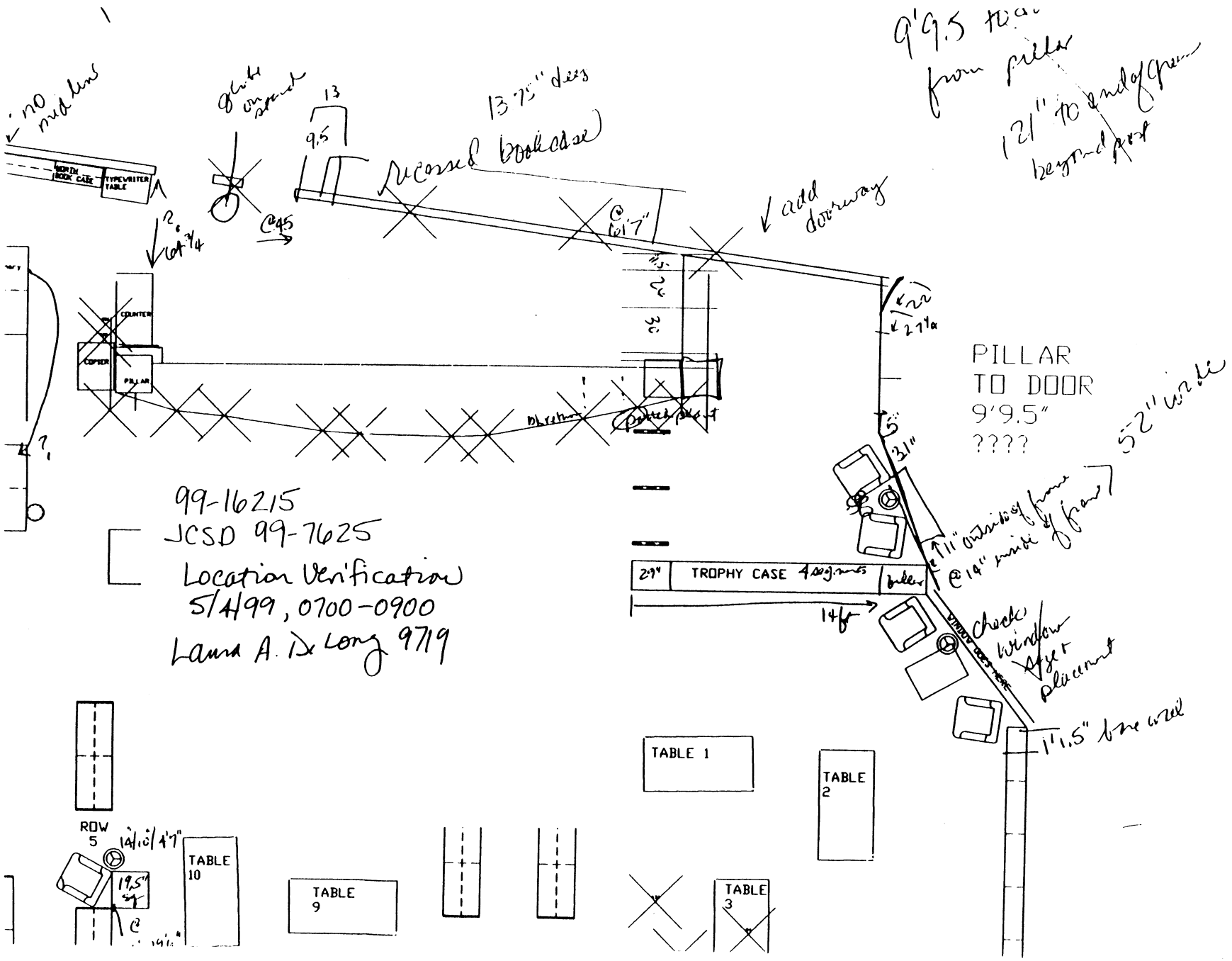

JC-001-012803

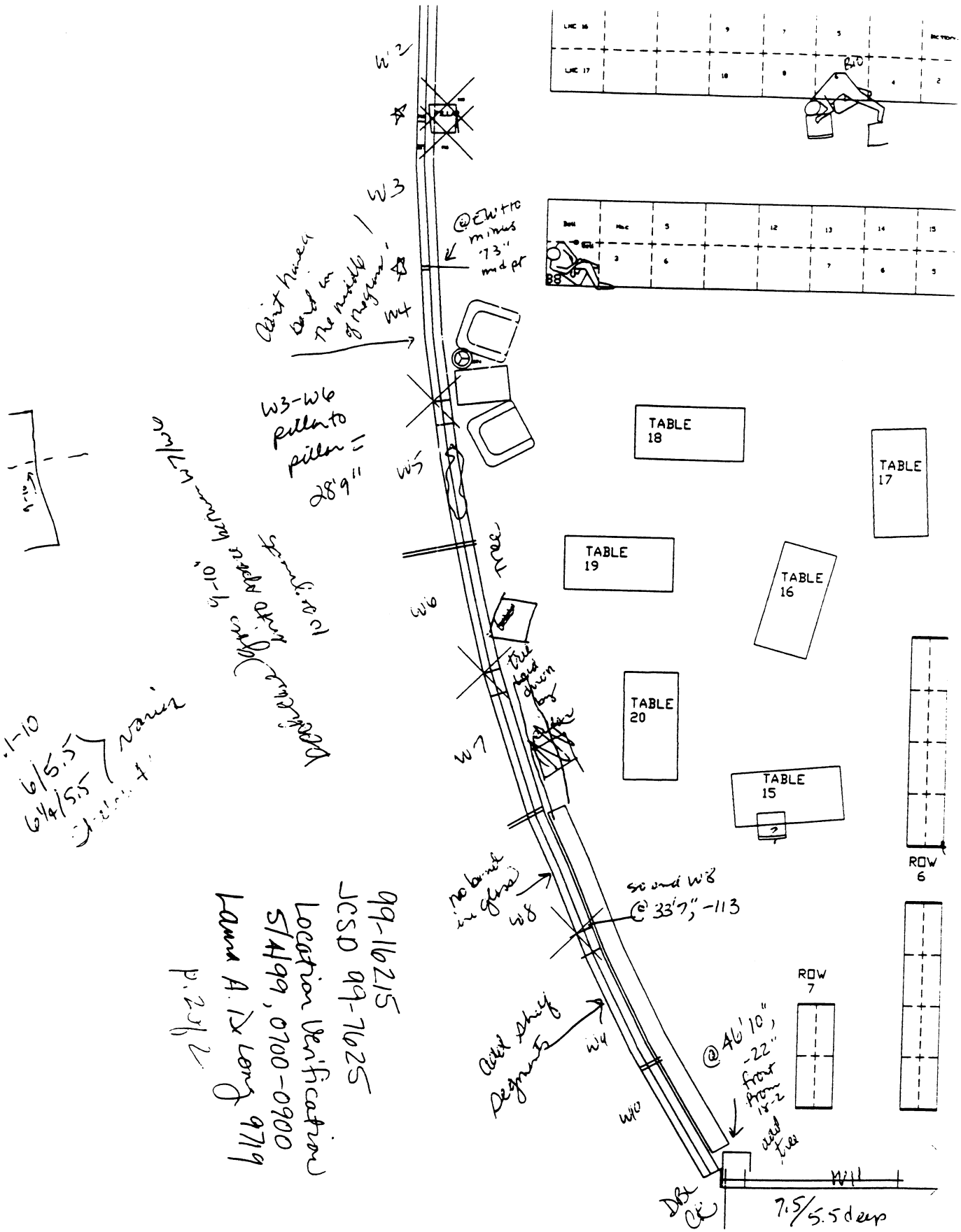

JC-001-012804

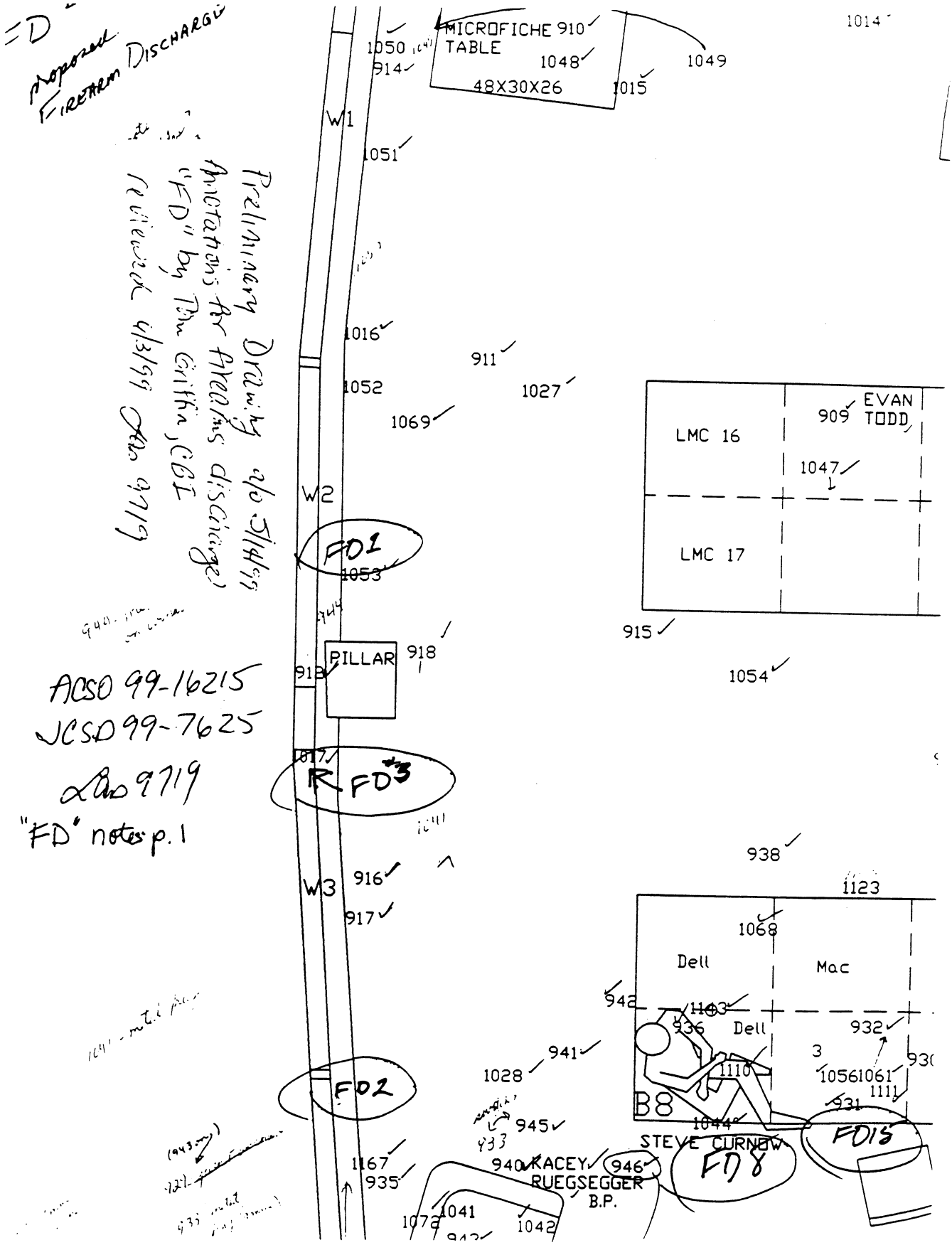

JC-001-012805

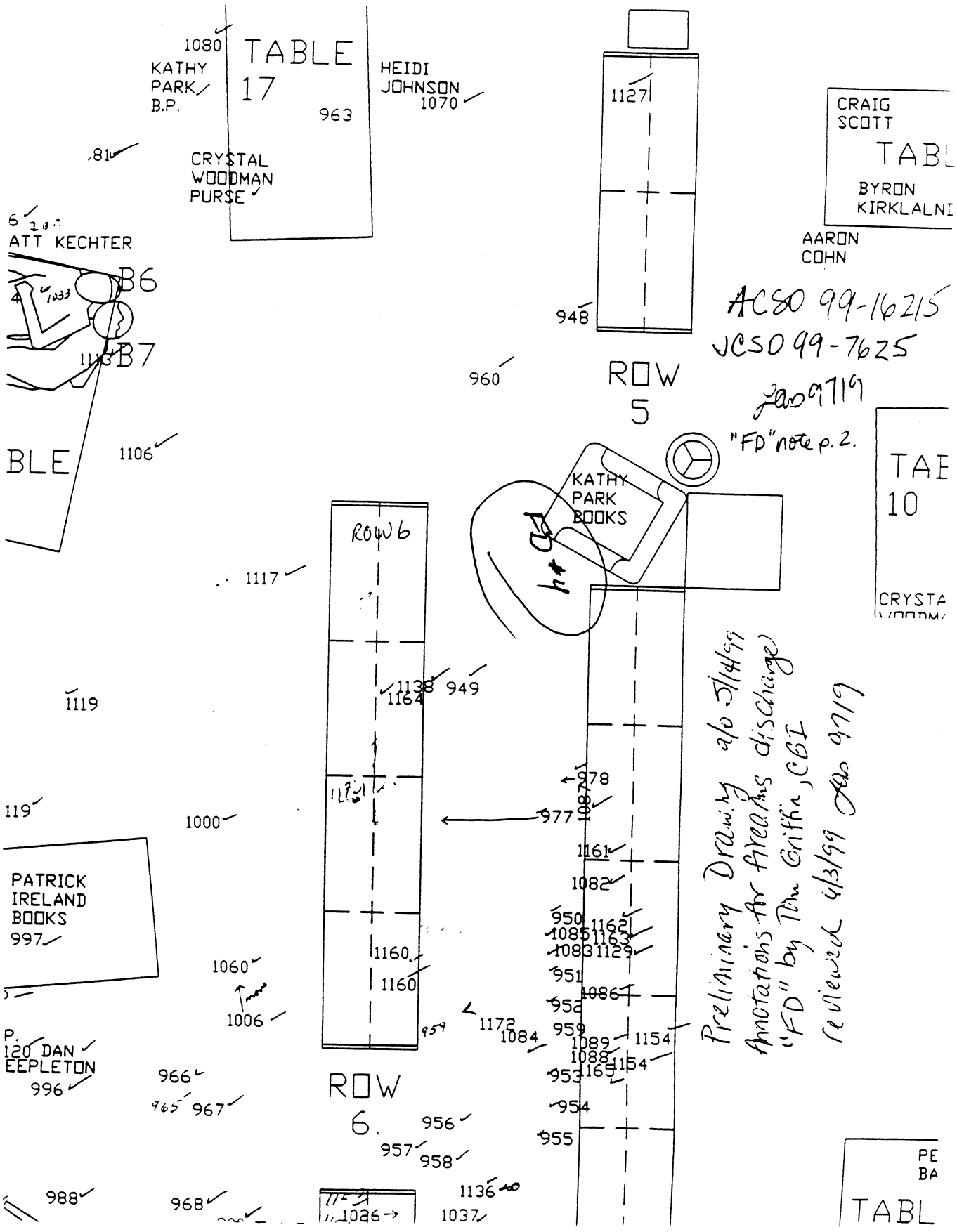

JC-001-012806

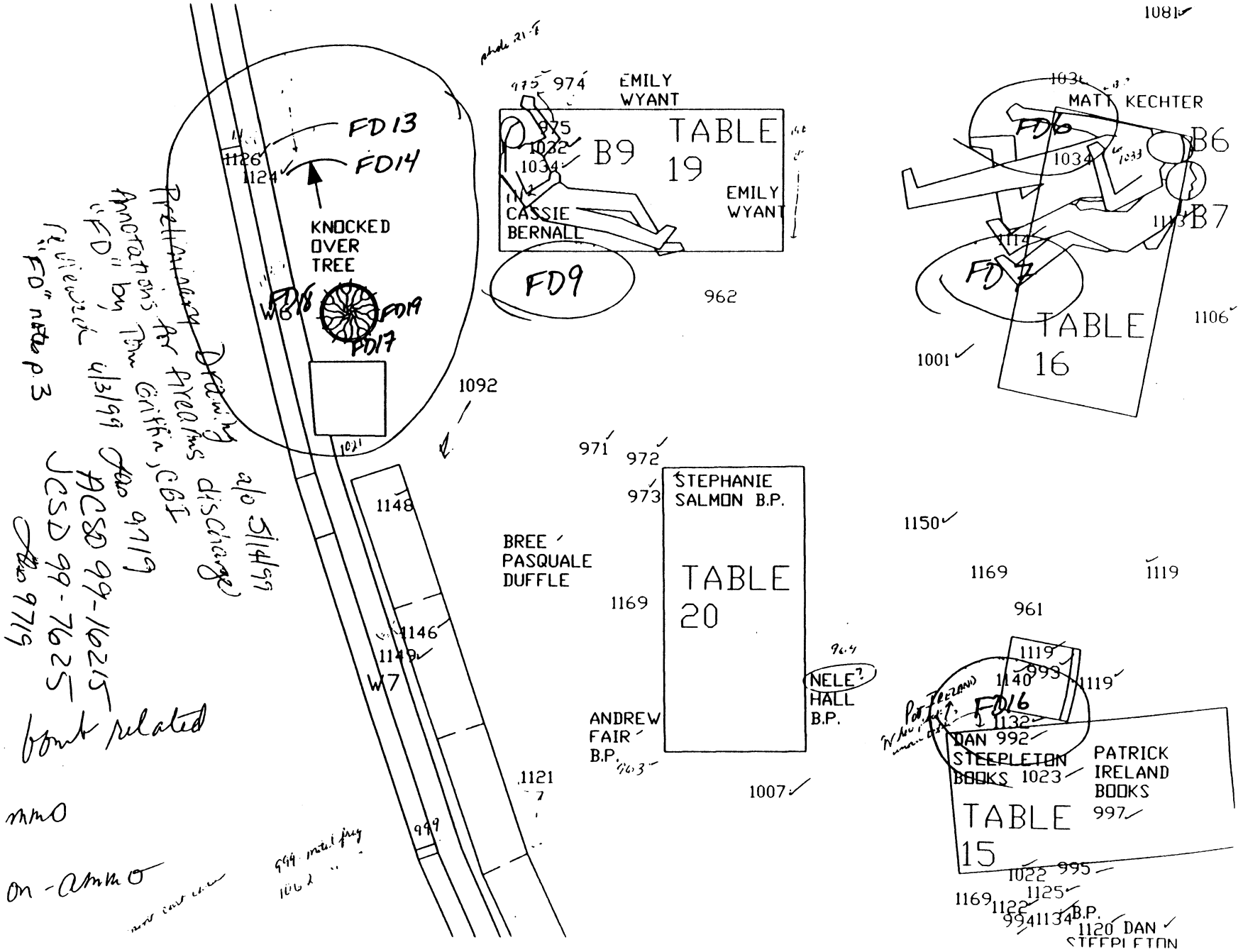

JC-001-012807

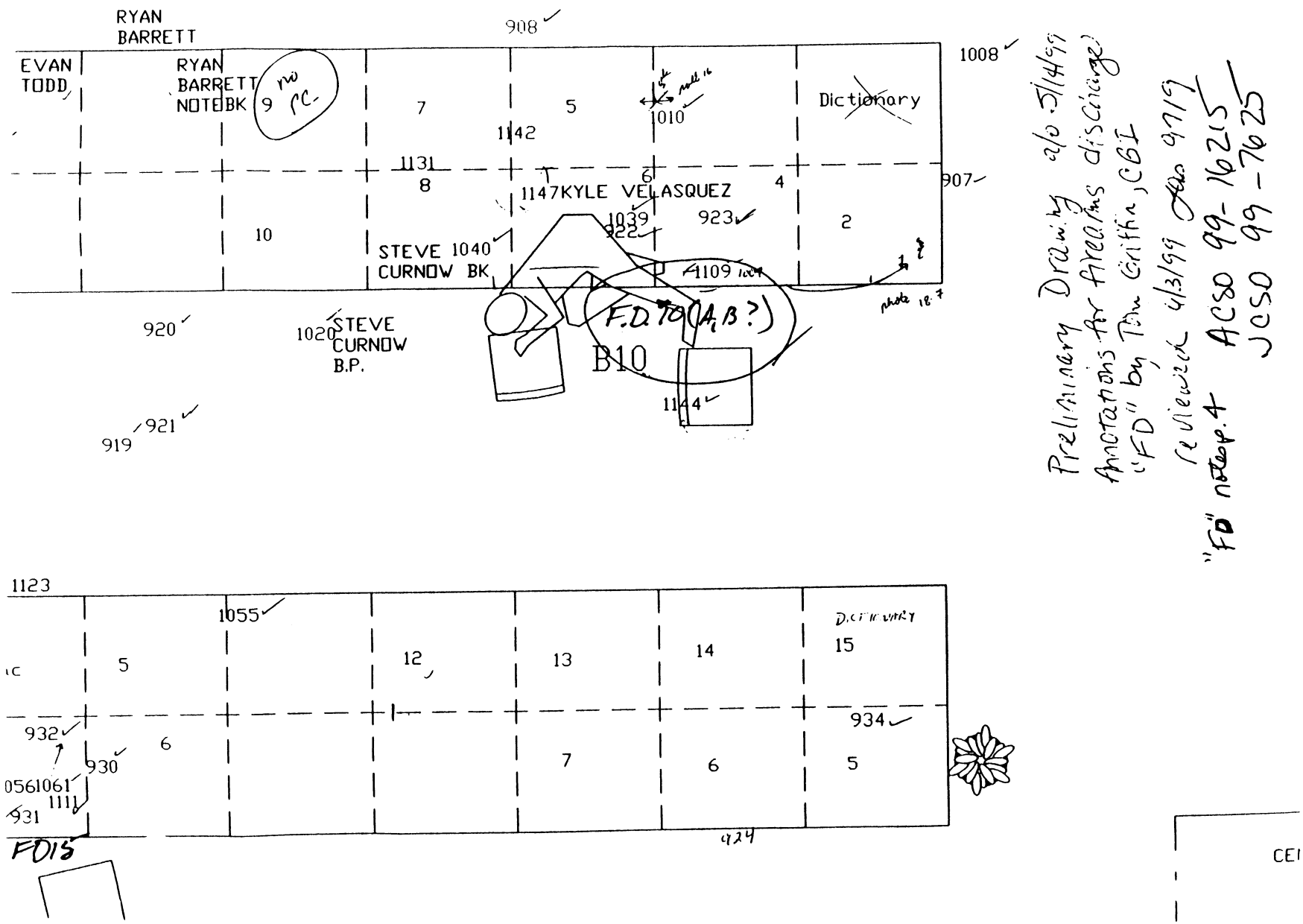

Preliminary Drawing a/o 5/14/99
Annotations for firearms discharge
"FD" by Tom Griffin, CBI
reviewed 4/3/99 JCSO 9719
"FD" notes p.4 ACSO 99-16215
JCSO 99-7625

JC-001-012808

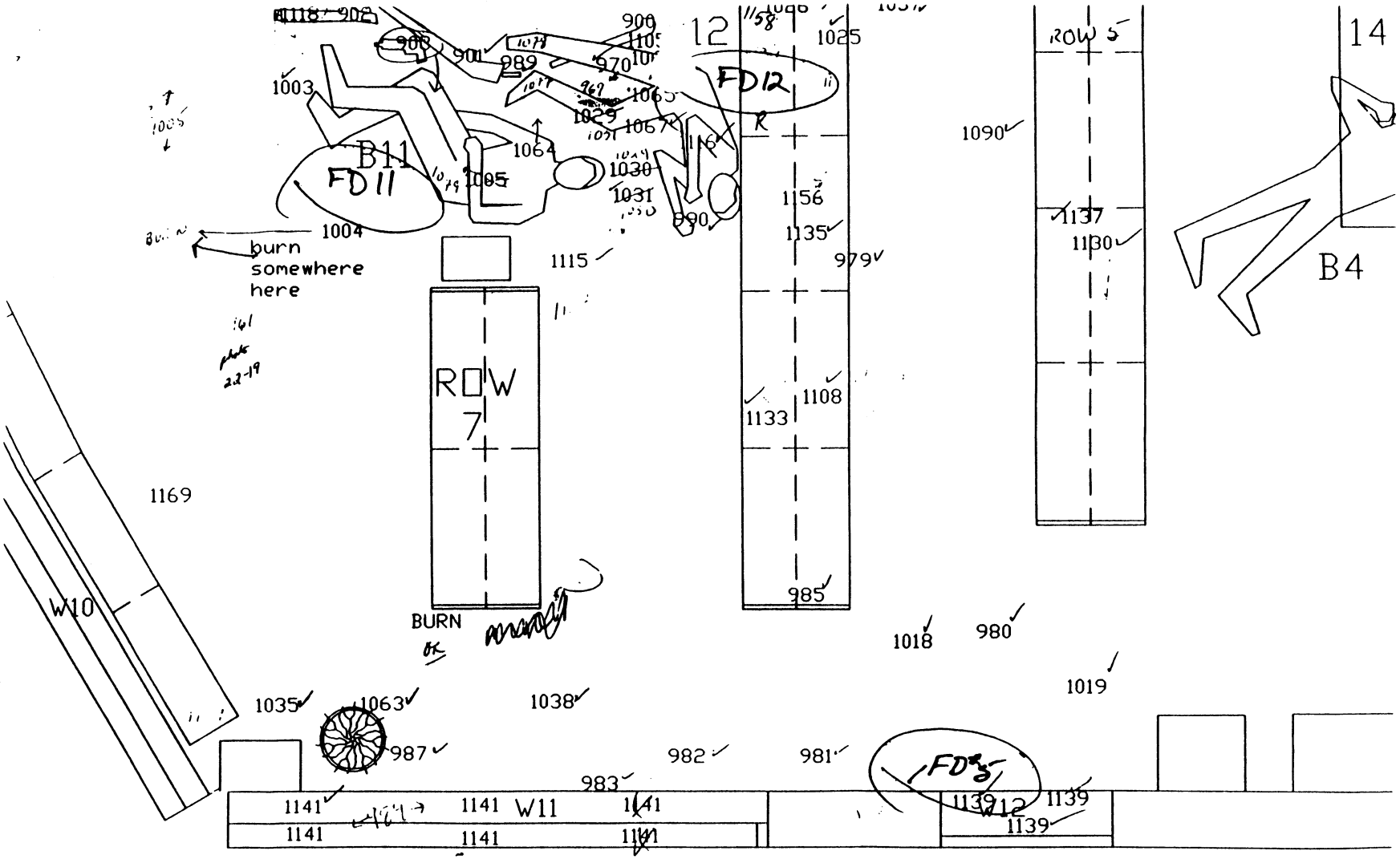

"FD" notes p.5

Preliminary Drawing A/O 5/14/99
Annotations for firearms discharge
by Tom Griffin, CBI - reviewed 6/3/99

ACSO 99-16215
JCSO 99-7625
JDO 9719

JC-001-012809

'COMPTABLE' 23'11.5"X60"X30"
WITH EIGHT 3' SEGMENTS

KICKBOARD IS 24' BACK FROM EDGE

ACSO 99-16215
JCSD 99-7625



was hair up?
~~or fell out + rolled~~?

hand out 29" diagonally

head up 30"

based on outline

front of knee 30" away from SE corner table

toe out 44" from SE corner (diagonal

#643 wadding up 37-38"?

BACK SHOULD BE JUST UNDER E edge of Table

LOCATION VERIFICATION p 1 of 3
5/21/99, 1125
Laura A. DeLong 9719 Lens

JC-001-012810

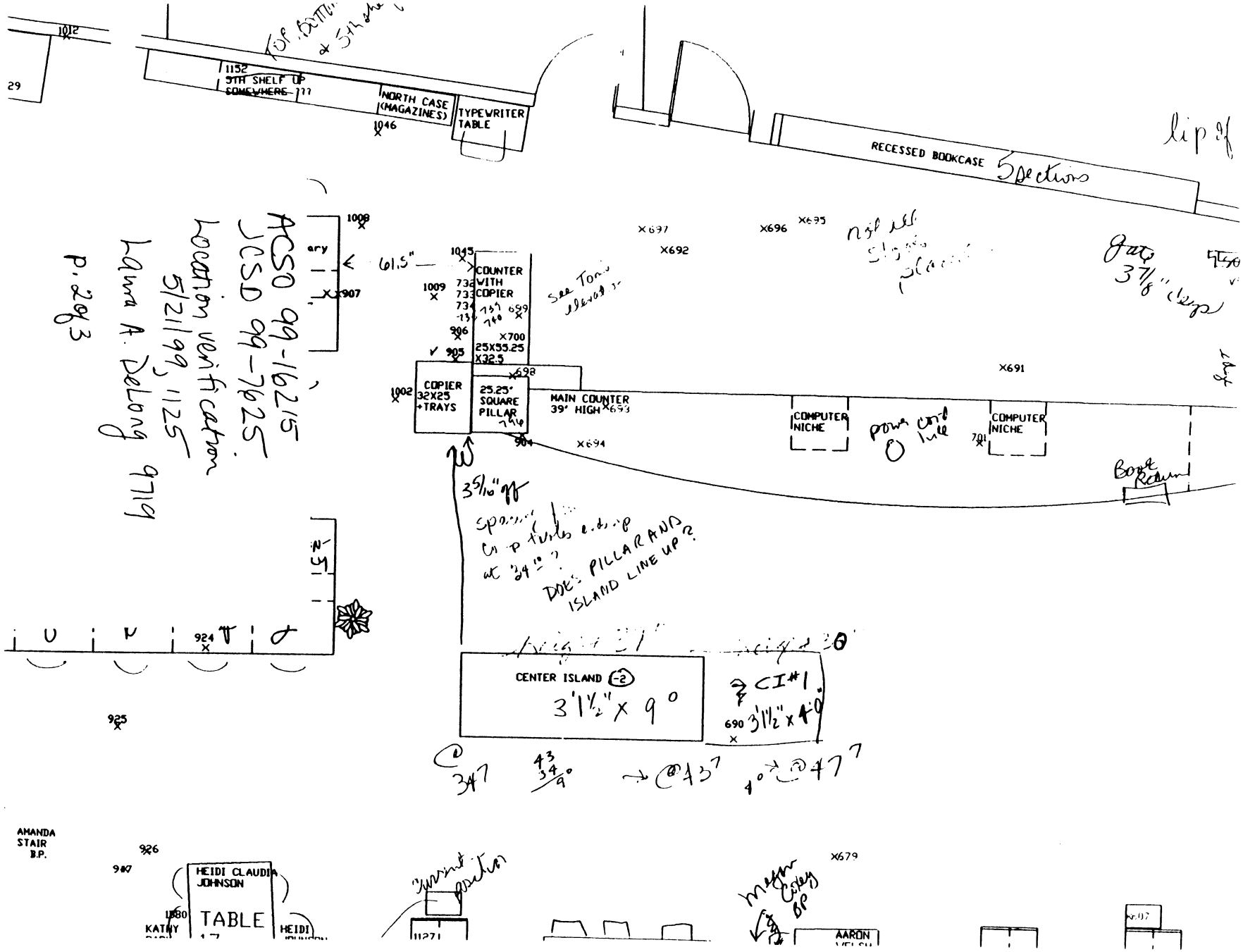

JC-001-012811

COLUMBINE H.S. LIBRARY
BY LAURA A. DELONG
ARAPAHOE COUNTY S.D.
A/O 5/18/99

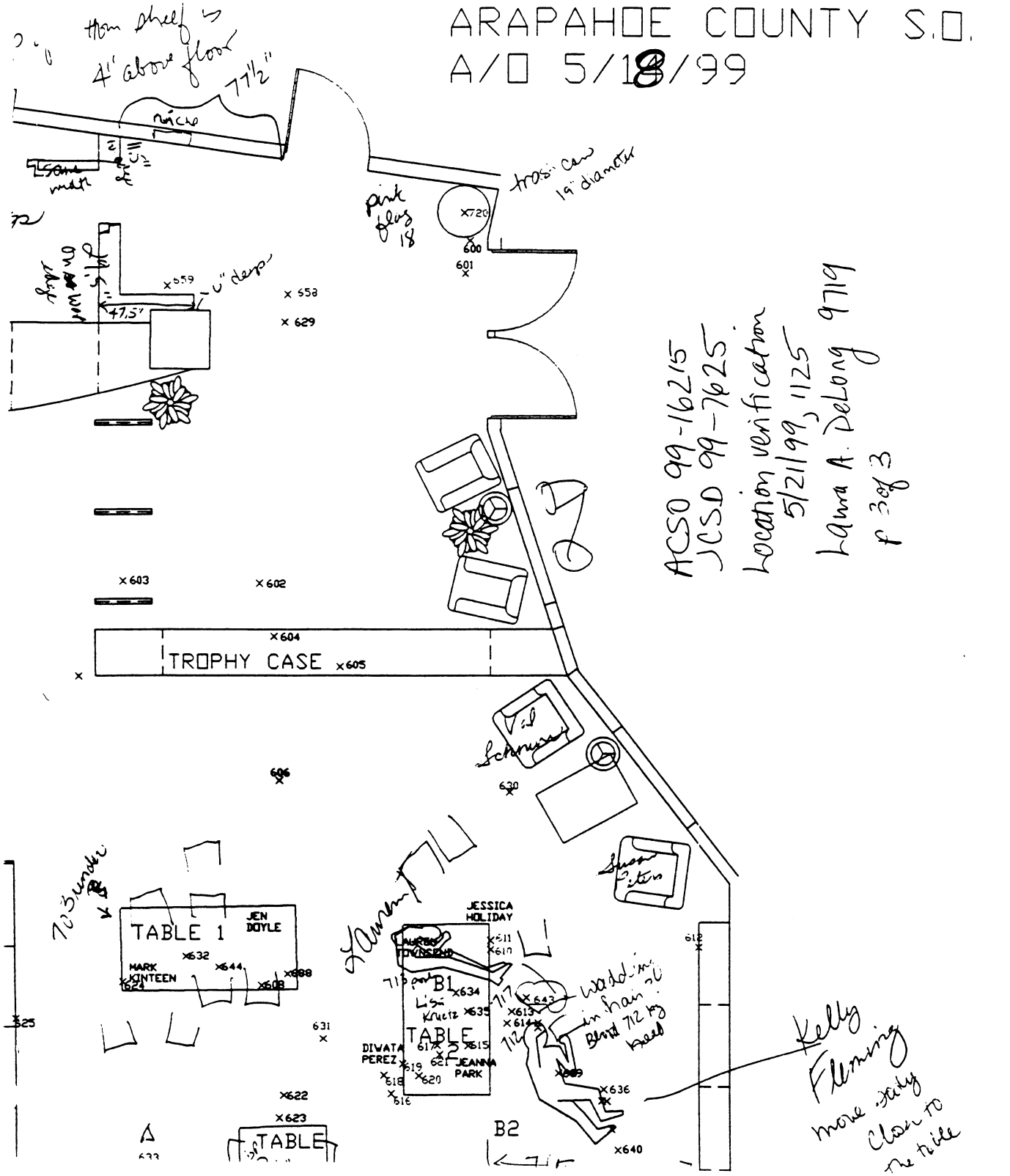

ACSO 99-16215
JCSD 99-7625
Location verification
5/21/99, 1125
Laura A. DeLong 9719
p 3 of 3

JC-001-012812

Columbine H.S.
997625
OTHER MAPS
& MEASUREMENT

JC-001-012813

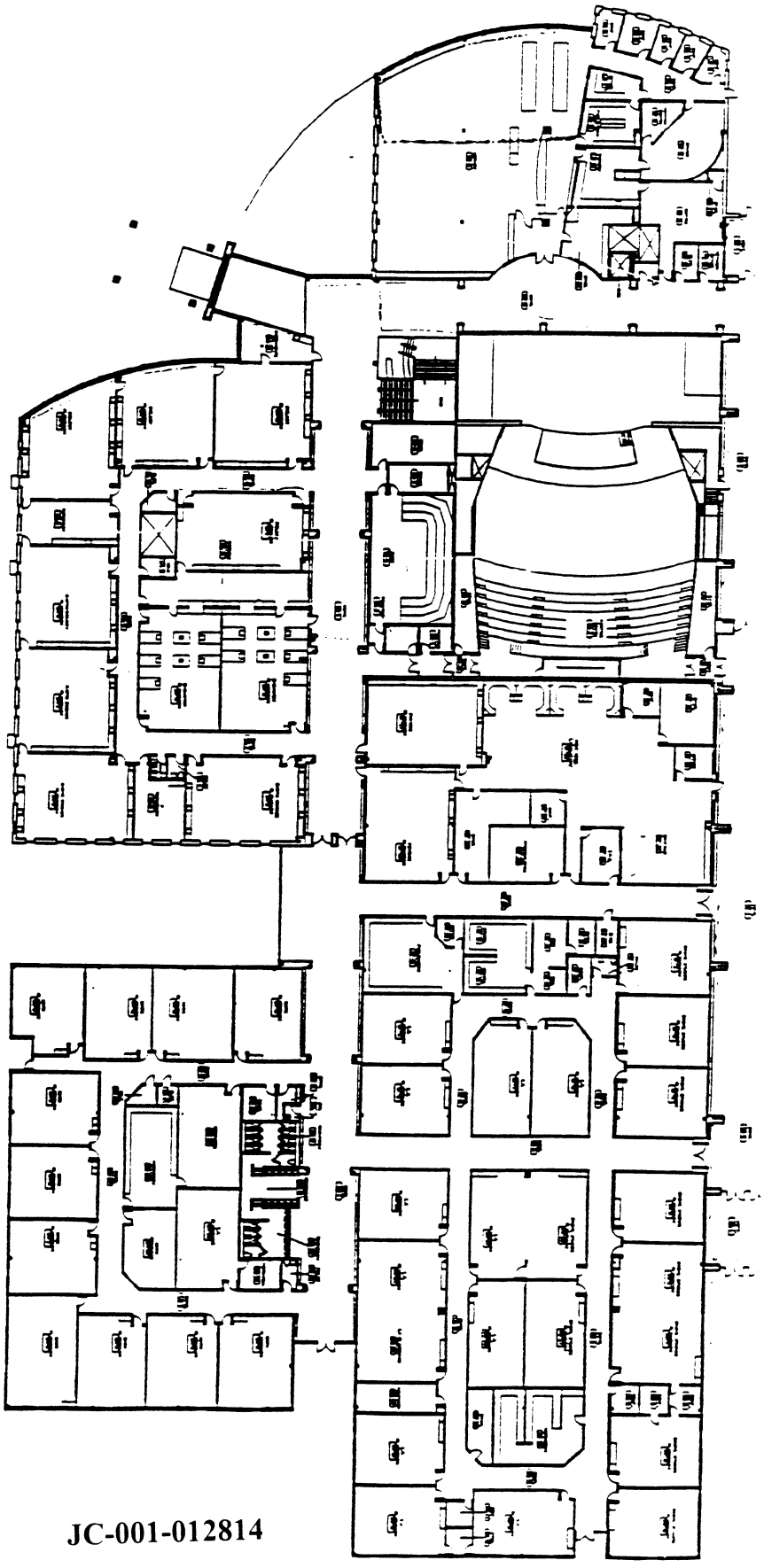

JC-001-012814

Forensics

JC-001-012815

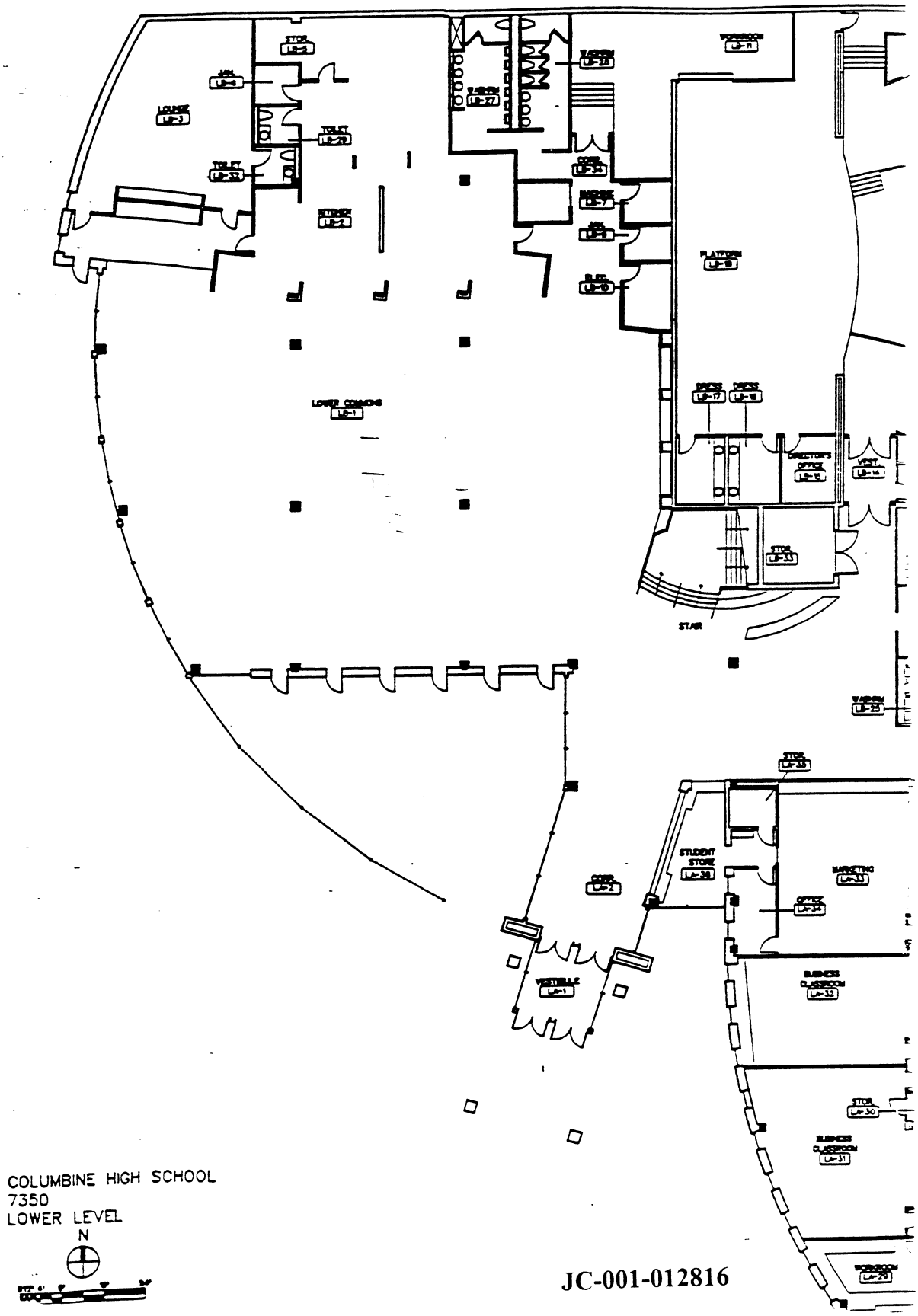

COLUMBINE HIGH SCHOOL
7350
LOWER LEVEL

N

JC-001-012816

Forensics

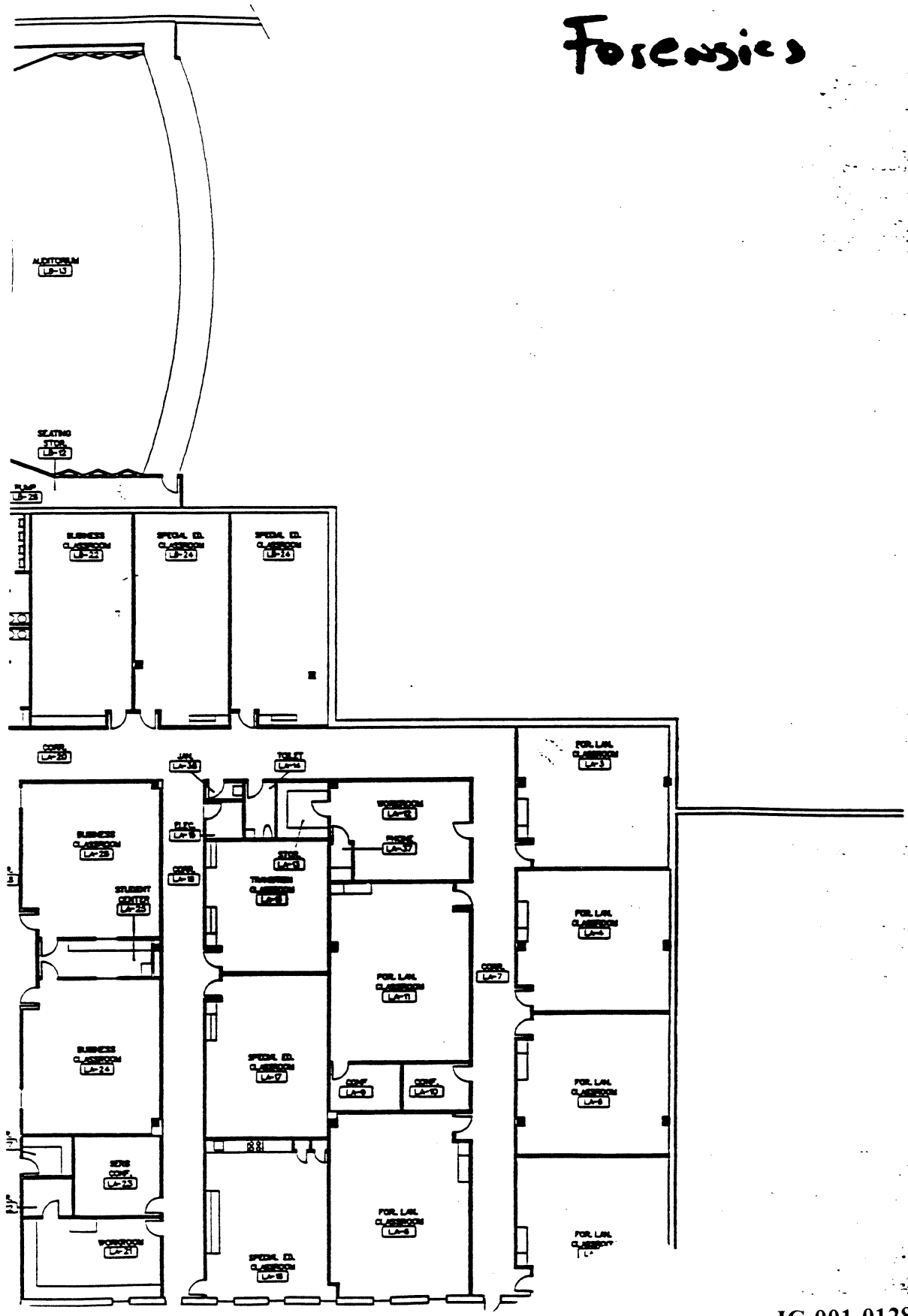

JC-001-012817

Forensics

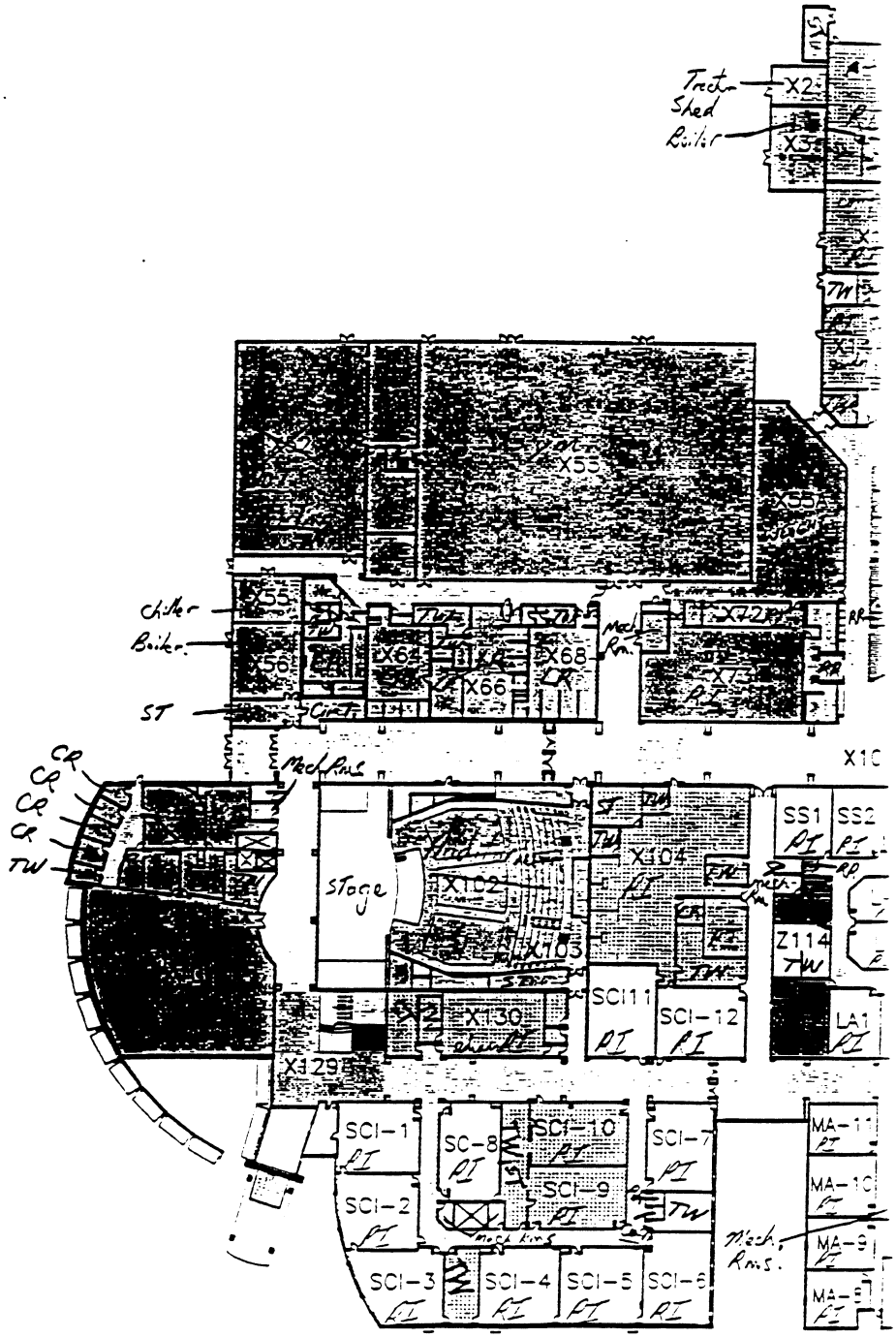

0 20 40 60 100

JC-001-012818

N

COLUMBINE HIGH SC

OVERALL UPPER LEVEL FLOC

Frank DeAngelis
9/21/98

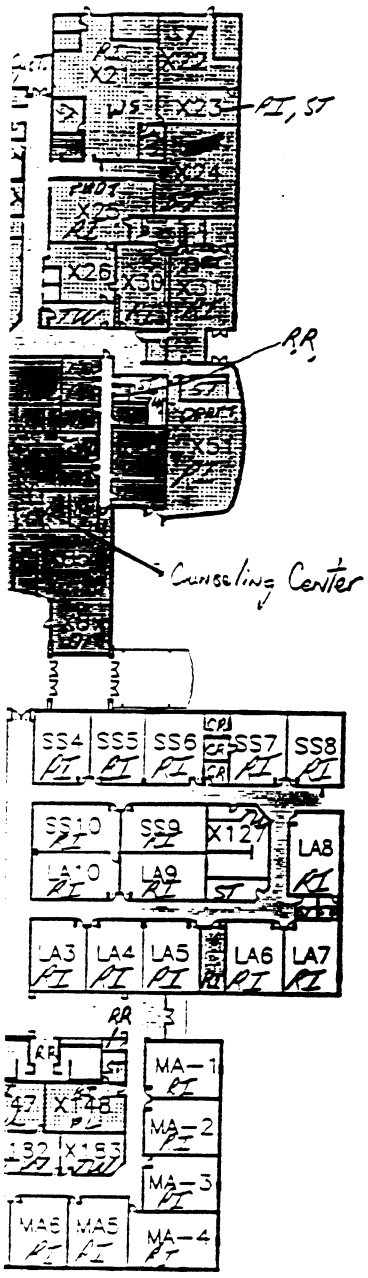

SPACE CATEGORIES COLOR LEGEND

- 100 - CORE (NON-INSTRUCTIONAL)
- 200 - CORE (INSTRUCTIONAL)
- 310-319 - GENERAL CLASSROOMS
- 320-349/370-399 LABORATORIES/SPECIFIC INSTRUCTIONAL
- 350-359 - SPECIAL PROGRAMS
- 360-369 - TEACHER WORKROOMS
- 400 - SUPPORT FACILITIES
- 500 - RESIDENTIAL FACILITIES
- 600 - DISTRICT-WIDE ADMINISTRATION AND SUPPORT FACILITIES
- 700 - EARLY CHILDHOOD
- 800 - VACANT
- CIRCULATION

OOL

PLAN

FACILITY NO. 7350

DATE 11/11/1996
INITIAL
FILE NO. 73502

JC-001-012819

FORENSICS

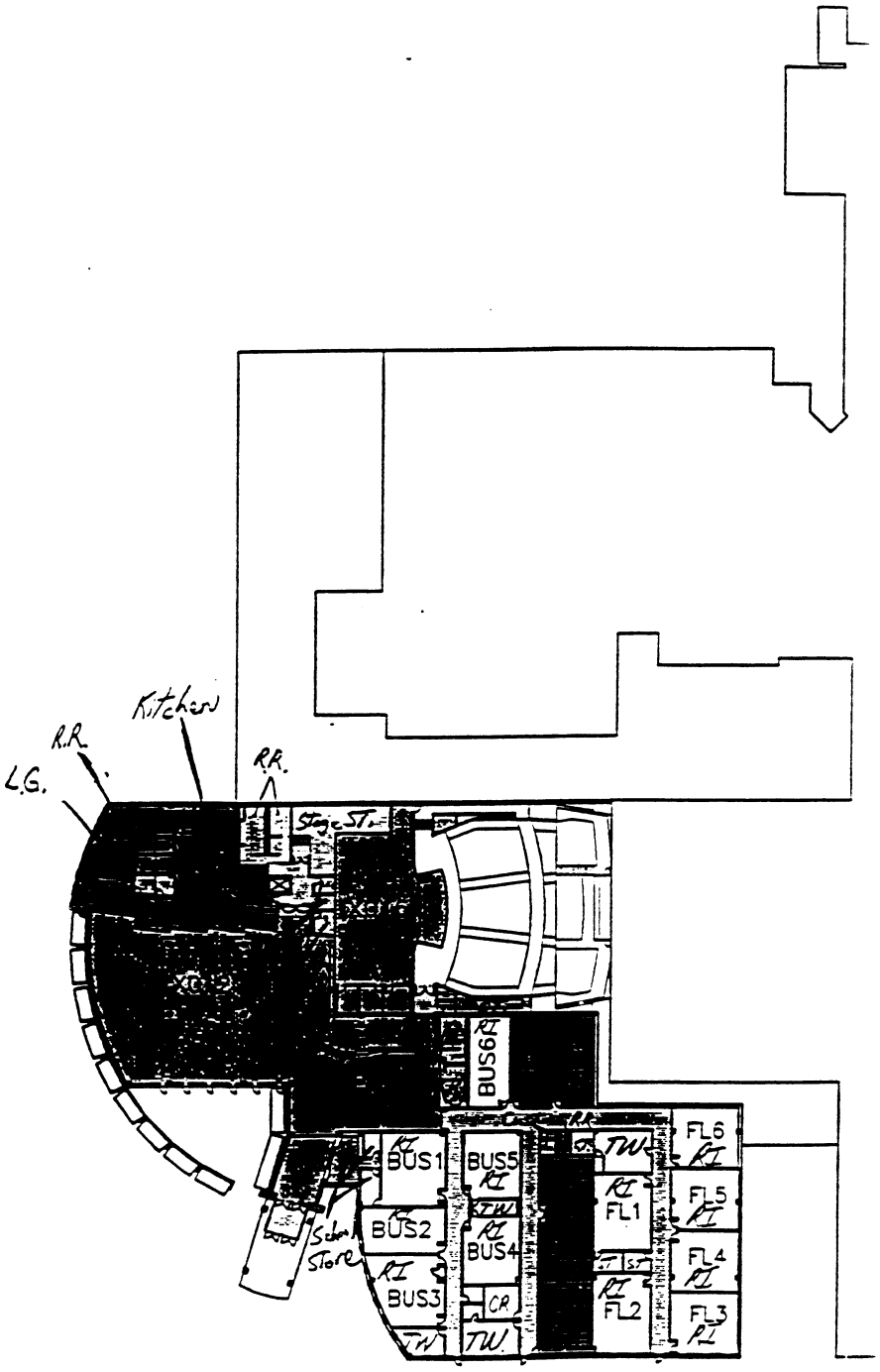

N

COLUMBINE HIGH SC

OVERALL LOWER FLOOR

JC-001-012820

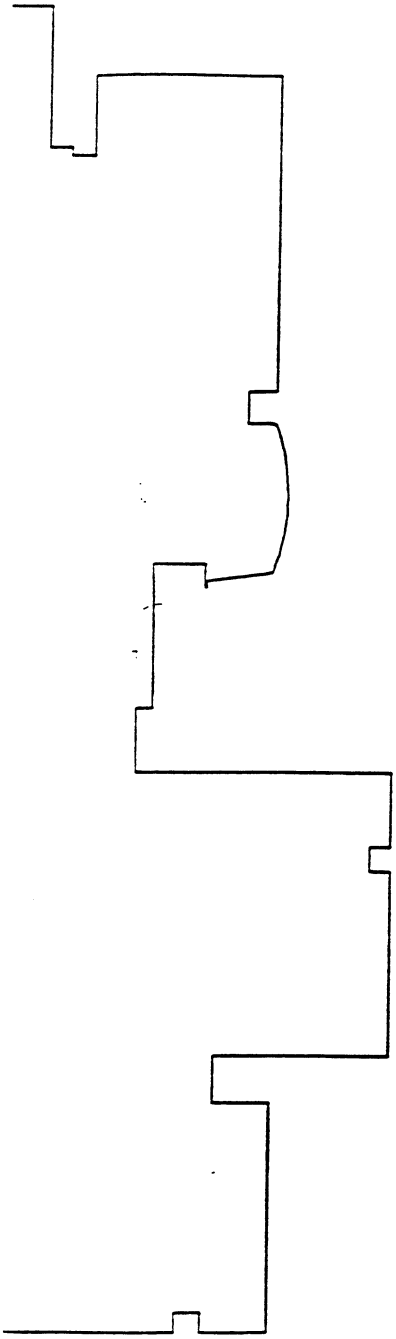

Frank DeAngelis
9/21/98

SPACE CATEGORIES COLOR LEGEND

- 100 - CORE (NON-INSTRUCTIONAL)
- 200 - CORE (INSTRUCTIONAL)
- 310-319 - GENERAL CLASSROOMS
- 320-348/370-399 LABORATORIES/SPECIFIC INSTRUCTIONAL
- 350-359 - SPECIAL PROGRAMS
- 360-369 - TEACHER WORKROOMS
- 400 - SUPPORT FACILITIES
- 500 - RESIDENTIAL FACILITIES
- 600 - DISTRICT-WIDE ADMINISTRATION AND SUPPORT FACILITIES
- 700 - EARLY CHILDHOOD
- 800 - VACANT
- CIRCULATION

OOL .AN	FACILITY NO. 7350	DATE 11/11/1996 INITIAL FILE NO. 73501

JC-001-012821

Safety Cleared
Bomb Team [redacted]
Dog Team

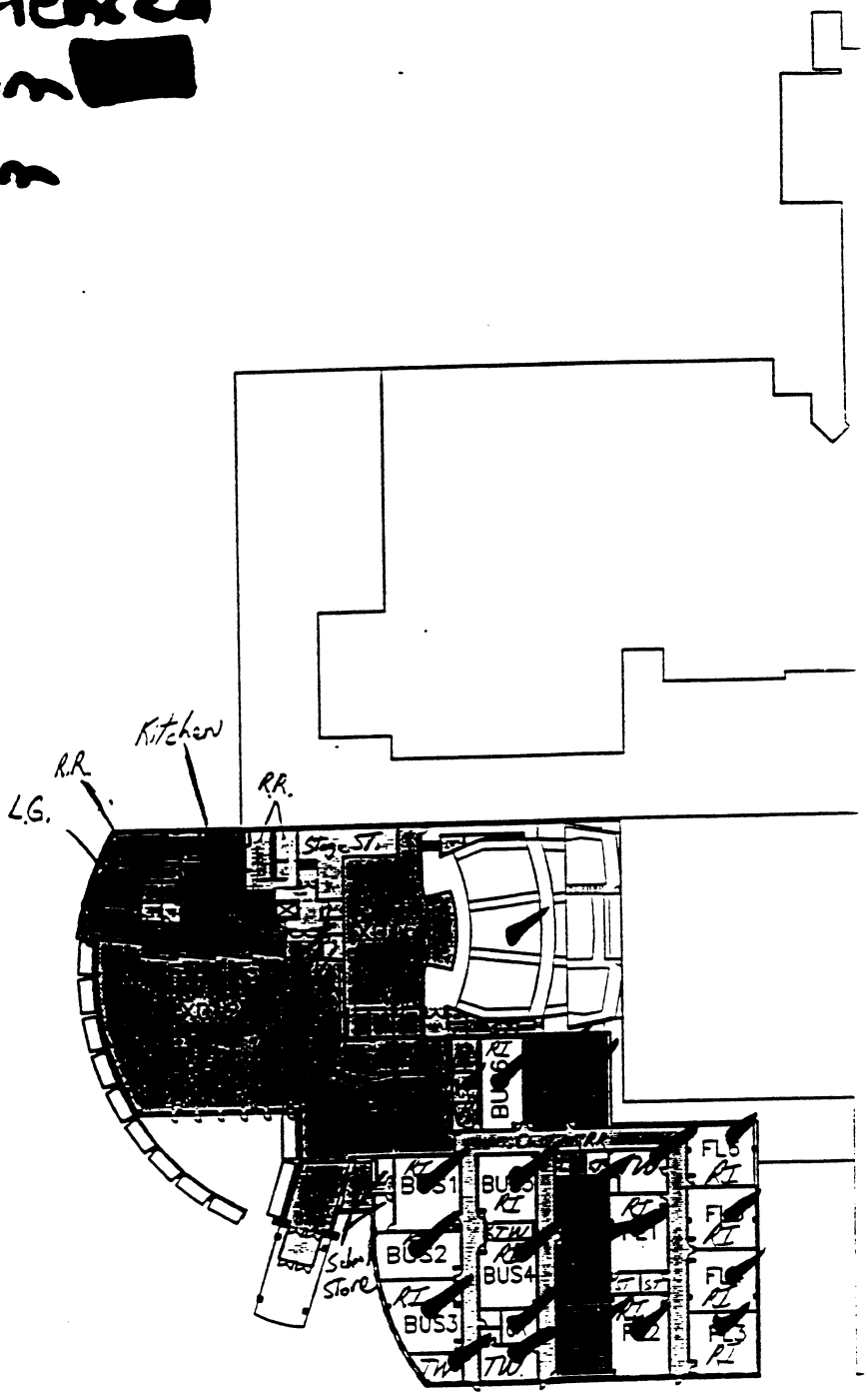

N

COLUMBINE HIGH S

OVERALL LOWER FLOOR

JC-001-012822

Frank DeAngelis
9/21/98

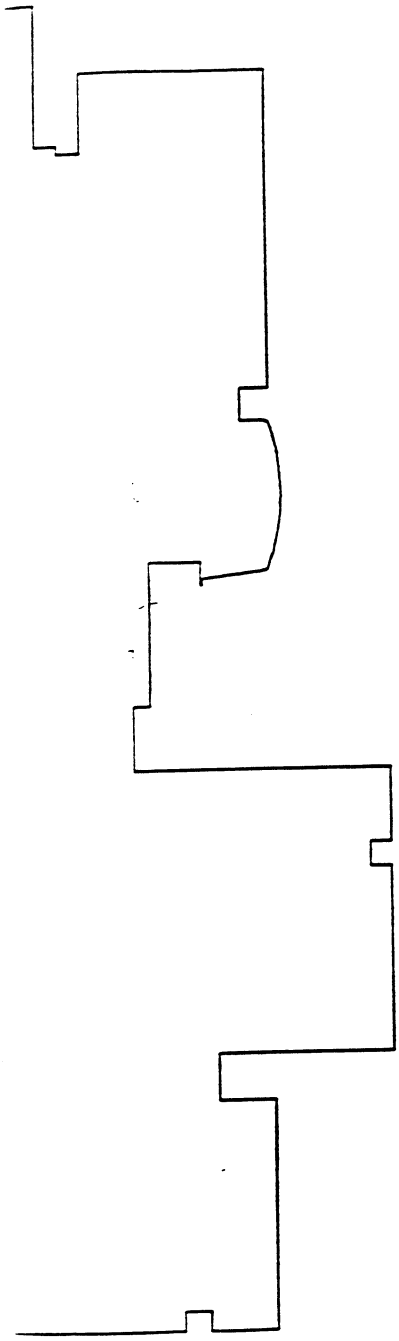

SPACE CATEGORIES COLOR LEGEND

- 100 - CORE (NON-INSTRUCTIONAL)
- 200 - CORE (INSTRUCTIONAL)
- 310-319 - GENERAL CLASSROOMS
- 320-349/370-399 LABORATORIES/SPECIFIC INSTRUCTIONAL
- 350-359 - SPECIAL PROGRAMS
- 360-369 - TEACHER WORKROOMS
- 400 - SUPPORT FACILITIES
- 500 - RESIDENTIAL FACILITIES
- 600 - DISTRICT-WIDE ADMINISTRATION AND SUPPORT FACILITIES
- 700 - EARLY CHILDHOOD
- 800 - VACANT
- CIRCULATION

:OOL .AN	FACILITY NO. 7350	DATE 11/11/1996 INITIAL FILE NO. 73501

JC-001-012823

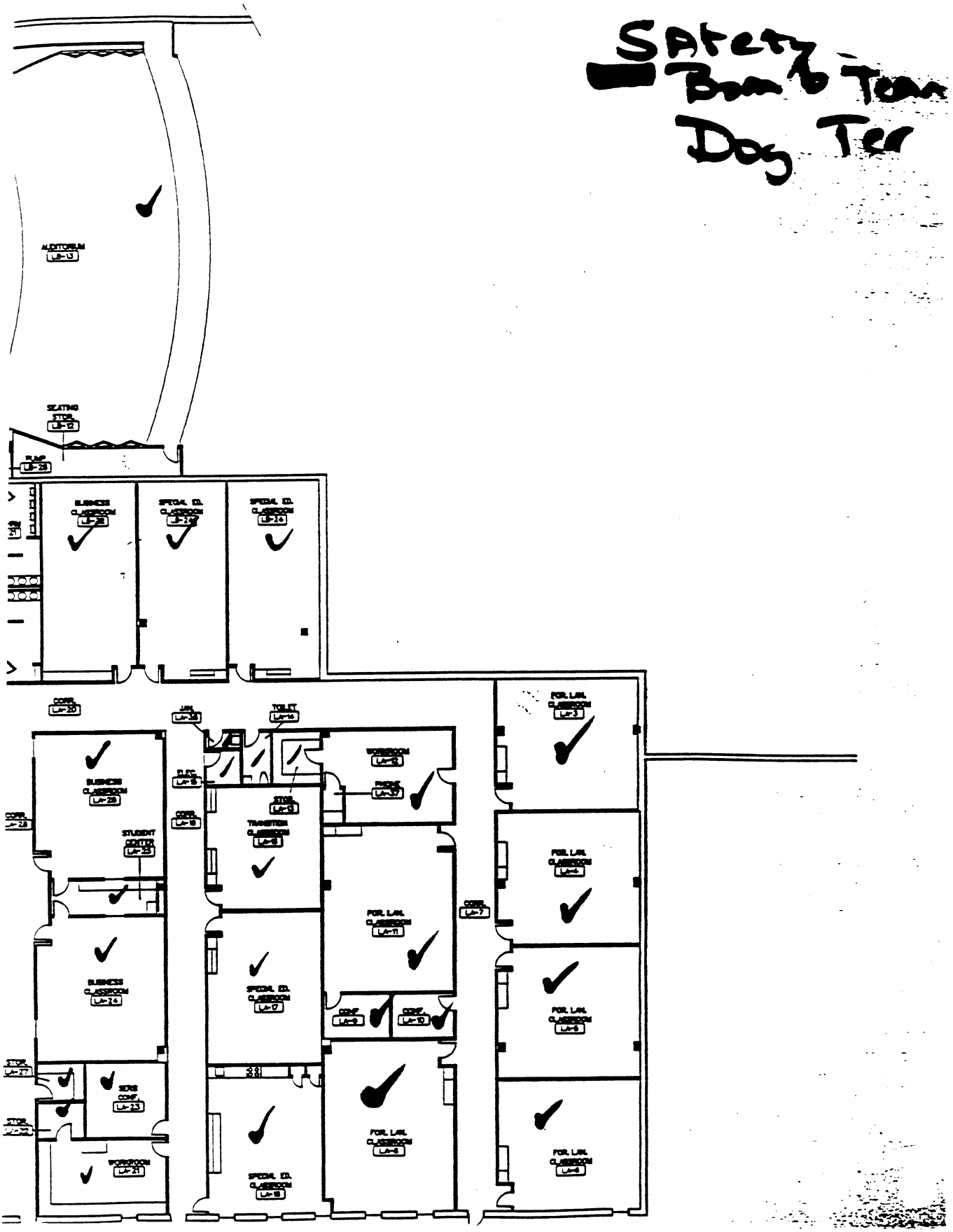

JC-001-012824

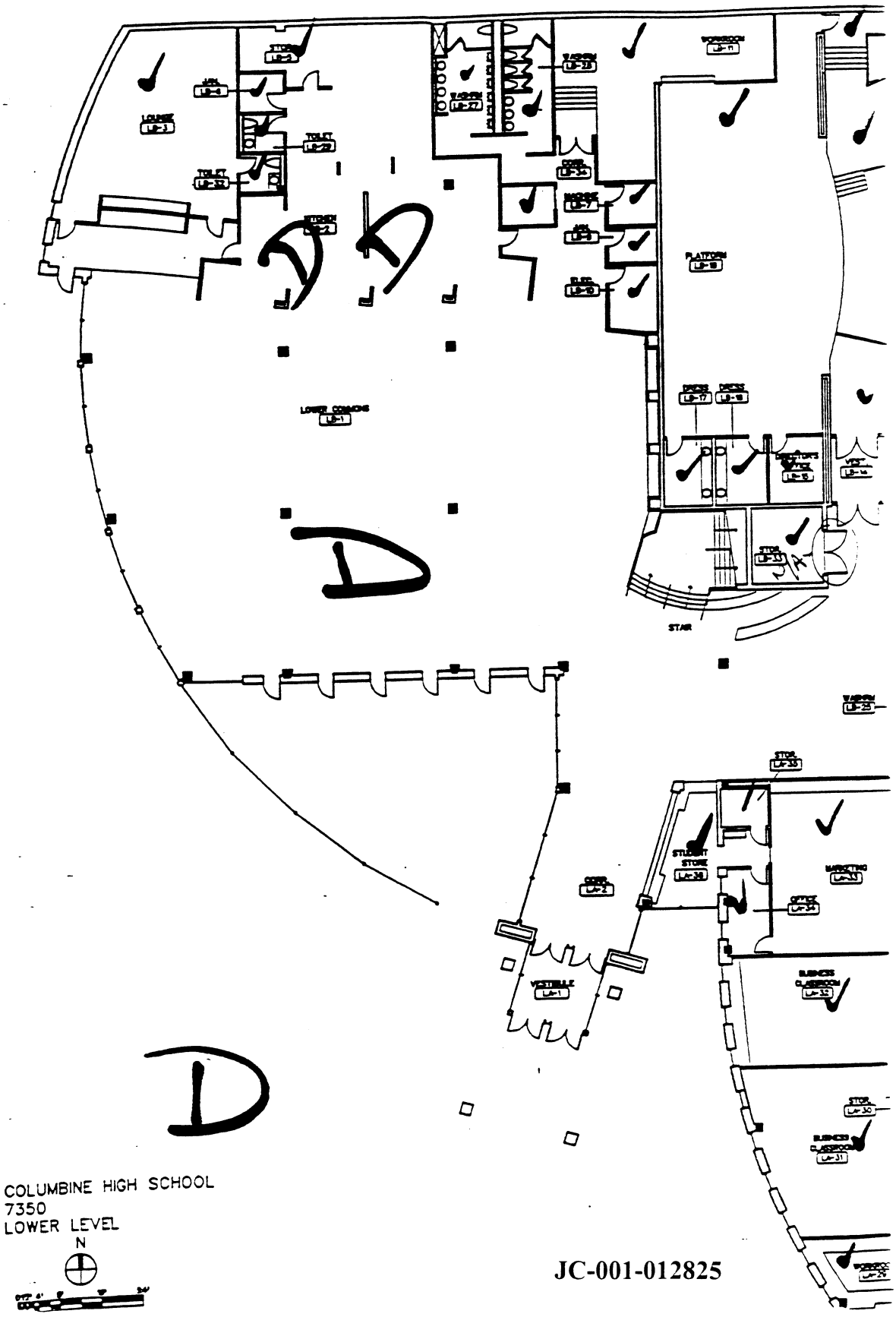

JC-001-012825

JC-001-012826

Safety Clerk
[redacted]
Bomb Team
Dog Team

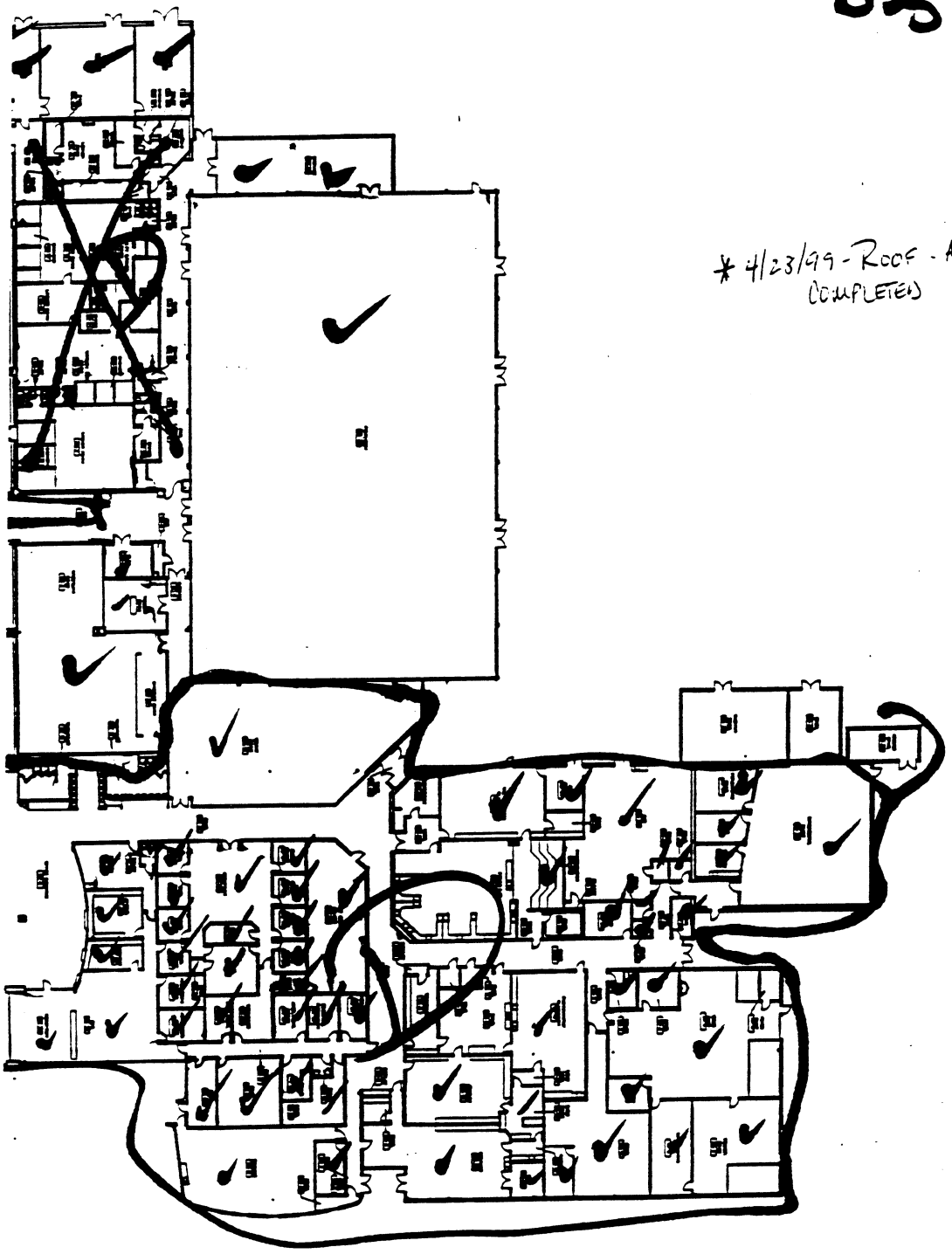

* 4/23/99 - Roof - ATF CES
(COMPLETED)

Frank DeAngelis
9/21/98

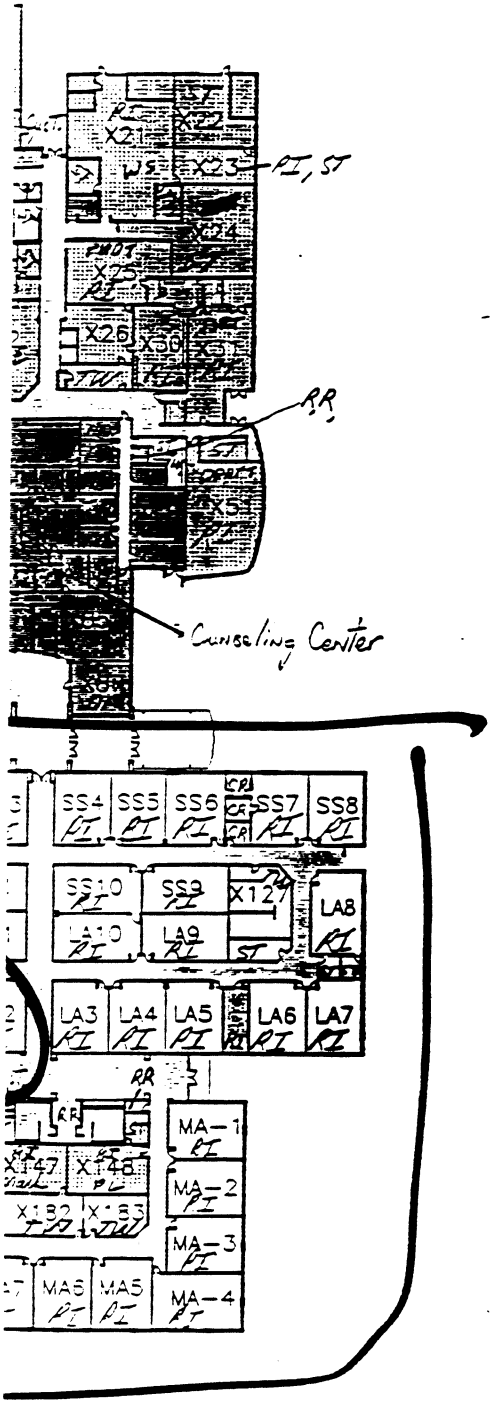

SPACE CATEGORIES COLOR LEGEND

- 100 - CORE (NON-INSTRUCTIONAL)
- 200 - CORE (INSTRUCTIONAL)
- 310-319 - GENERAL CLASSROOMS
- 320-349/370-399 LABORATORIES/SPECIFIC INSTRUCTIONAL
- 350-359 - SPECIAL PROGRAMS
- 360-369 - TEACHER WORKROOMS
- 400 - SUPPORT FACILITIES
- 500 - RESIDENTIAL FACILITIES
- 600 - DISTRICT-WIDE ADMINISTRATION AND SUPPORT FACILITIES
- 700 - EARLY CHILDHOOD
- 800 - VACANT
- CIRCULATION

HOOL
R PLAN

FACILITY NO.
7350

DATE 11/11/1996
INITIAL
FILE NO. 73502

JC-001-012828

Safety Cleared Bomb Team [redacted] Dog Team

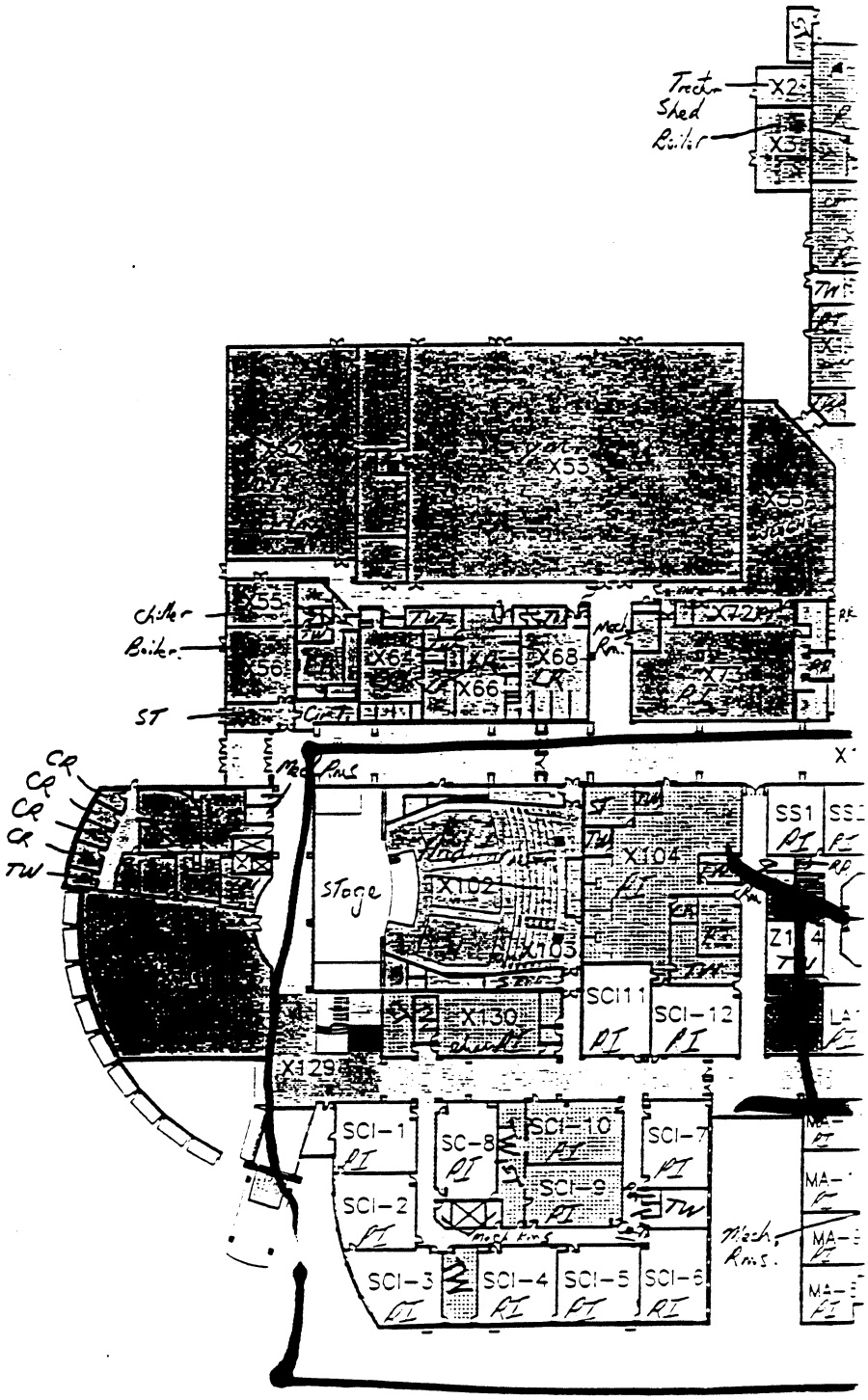

N

JC-001-012829

COLUMBINE HIGH SC

OVERALL UPPER LEVEL FLC

Frank DeAngelis
9/21/98

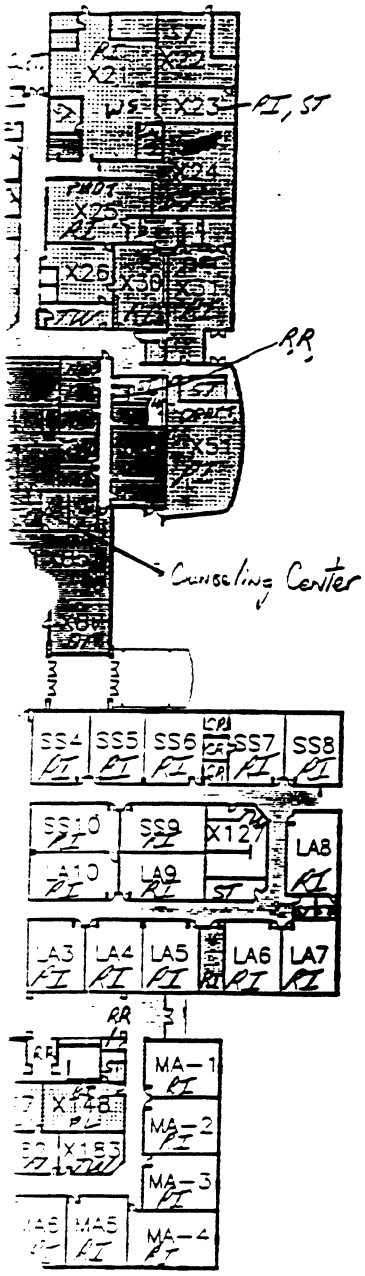

SPACE CATEGORIES COLOR LEGEND

- 100 - CORE (NON-INSTRUCTIONAL)
- 200 - CORE (INSTRUCTIONAL)
- 310-319 - GENERAL CLASSROOMS
- 320-349/370-399 LABORATORIES/SPECIFIC INSTRUCTIONAL
- 350-359 - SPECIAL PROGRAMS
- 360-369 - TEACHER WORKROOMS
- 400 - SUPPORT FACILITIES
- 500 - RESIDENTIAL FACILITIES
- 600 - DISTRICT-WIDE ADMINISTRATION AND SUPPORT FACILITIES
- 700 - EARLY CHILDHOOD
- 800 - VACANT
- CIRCULATION

)OL PLAN	FACILITY NO. 7350	DATE 11/11/1996 INITIAL FILE NO. 73502

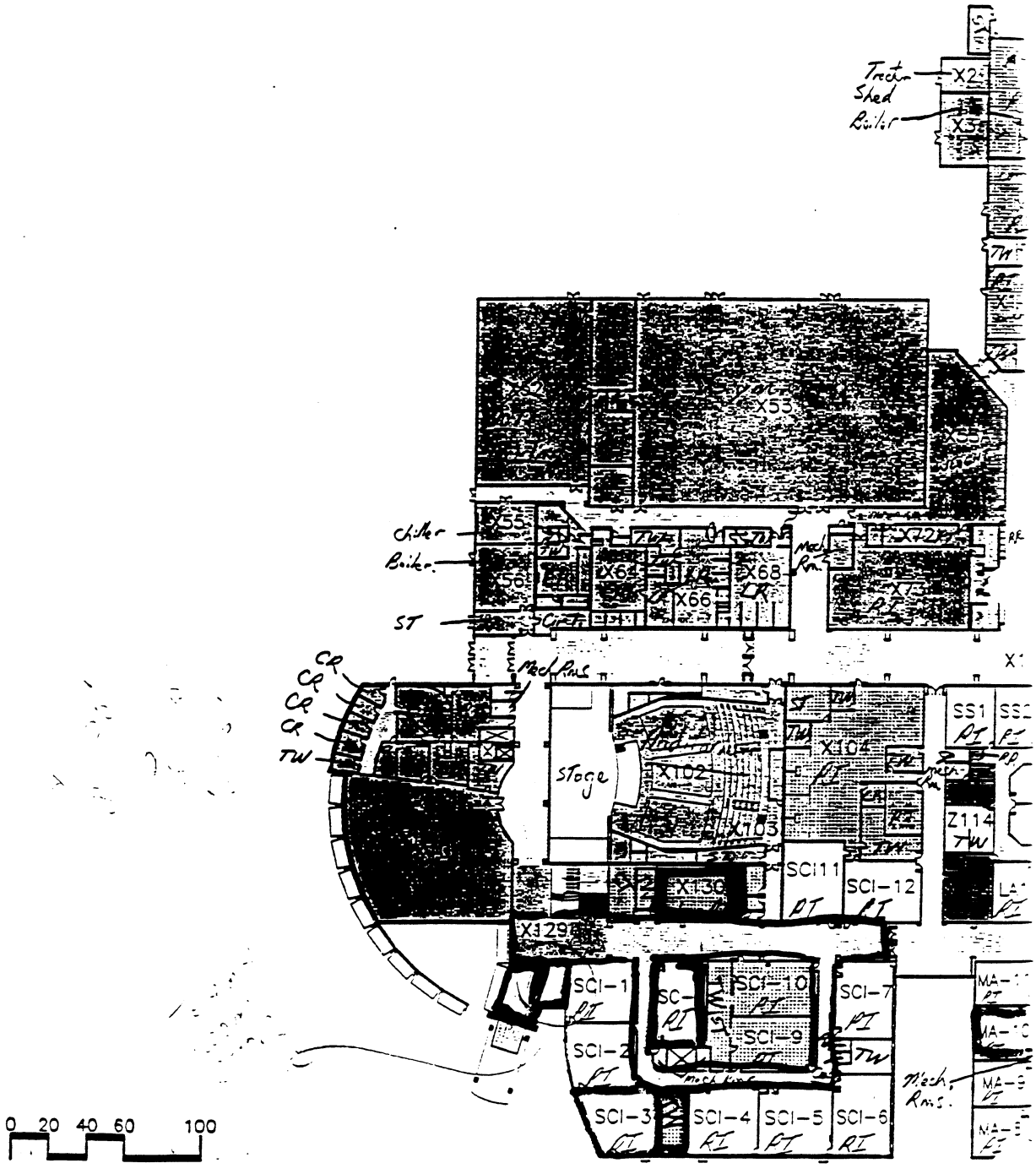

N

JC-001-012831

COLUMBINE HIGH SC

OVERALL UPPER LEVEL FLO

Areas Completed By Team 4

JC-001-012832

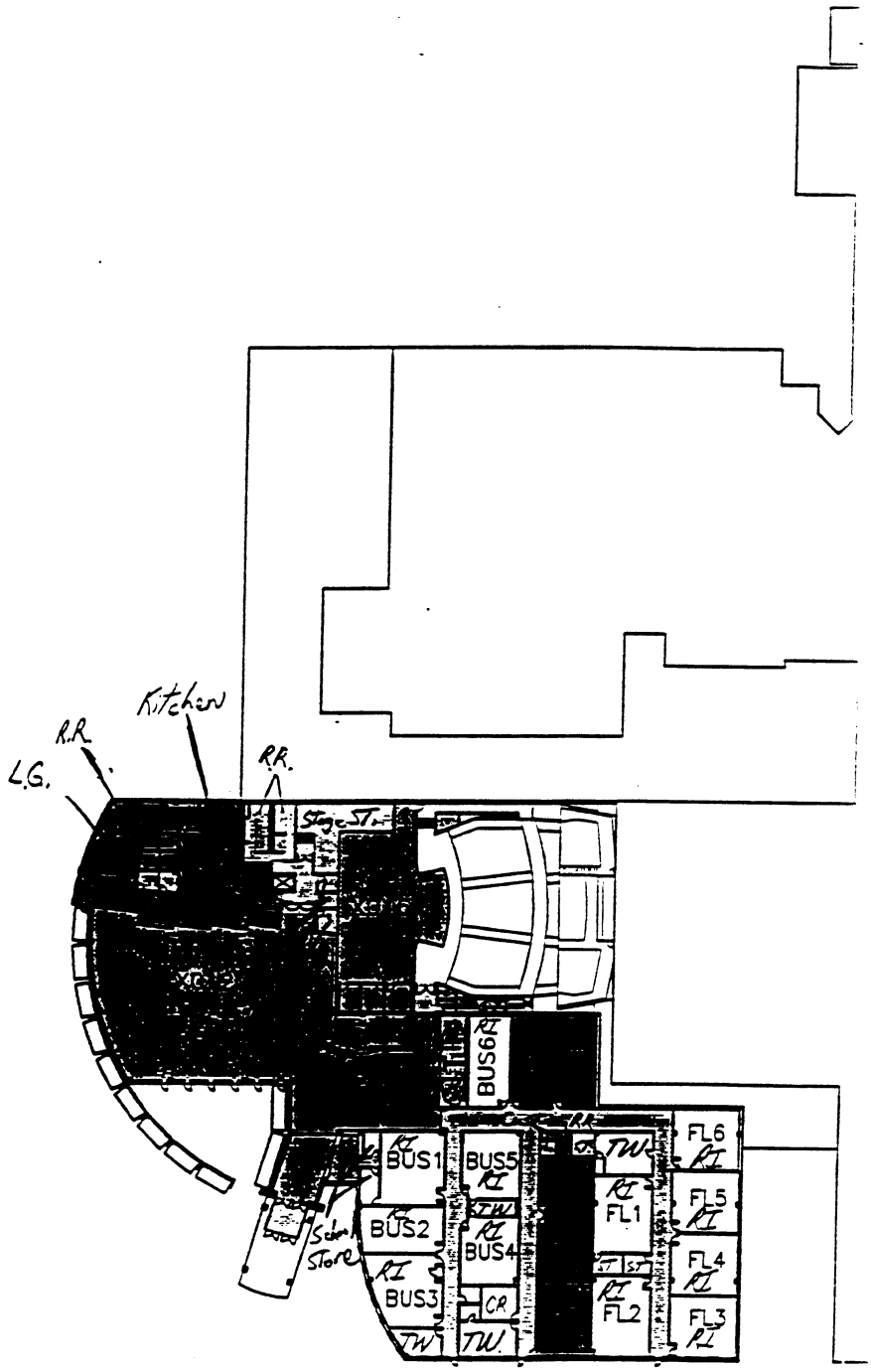

COLUMBINE HIGH SC

OVERALL LOWER FLOOR

Frank DeAngelis
9/21/98

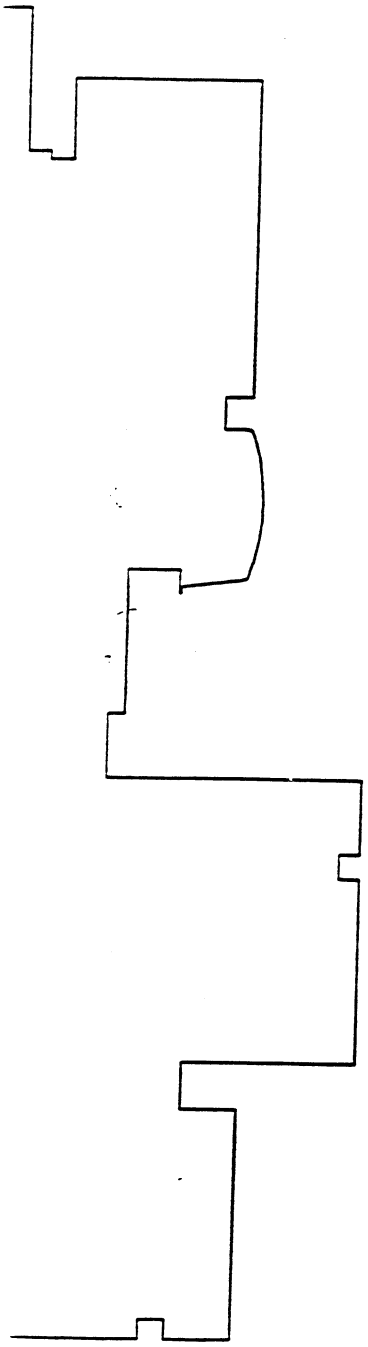

SPACE CATEGORIES COLOR LEGEND
- 100 - CORE (NON-INSTRUCTIONAL)
- 200 - CORE (INSTRUCTIONAL)
- 310-319 - GENERAL CLASSROOMS
- 320-349/370-399 LABORATORIES/SPECIFIC INSTRUCTIONAL
- 350-359 - SPECIAL PROGRAMS
- 360-369 - TEACHER WORKROOMS
- 400 - SUPPORT FACILITIES
- 500 - RESIDENTIAL FACILITIES
- 600 - DISTRICT-WIDE ADMINISTRATION AND SUPPORT FACILITIES
- 700 - EARLY CHILDHOOD
- 800 - VACANT
- CIRCULATION

OL ↓	FACILITY NO. 7350	DATE 11/11/1996 INITIAL FILE NO. 73501

JC-001-012834

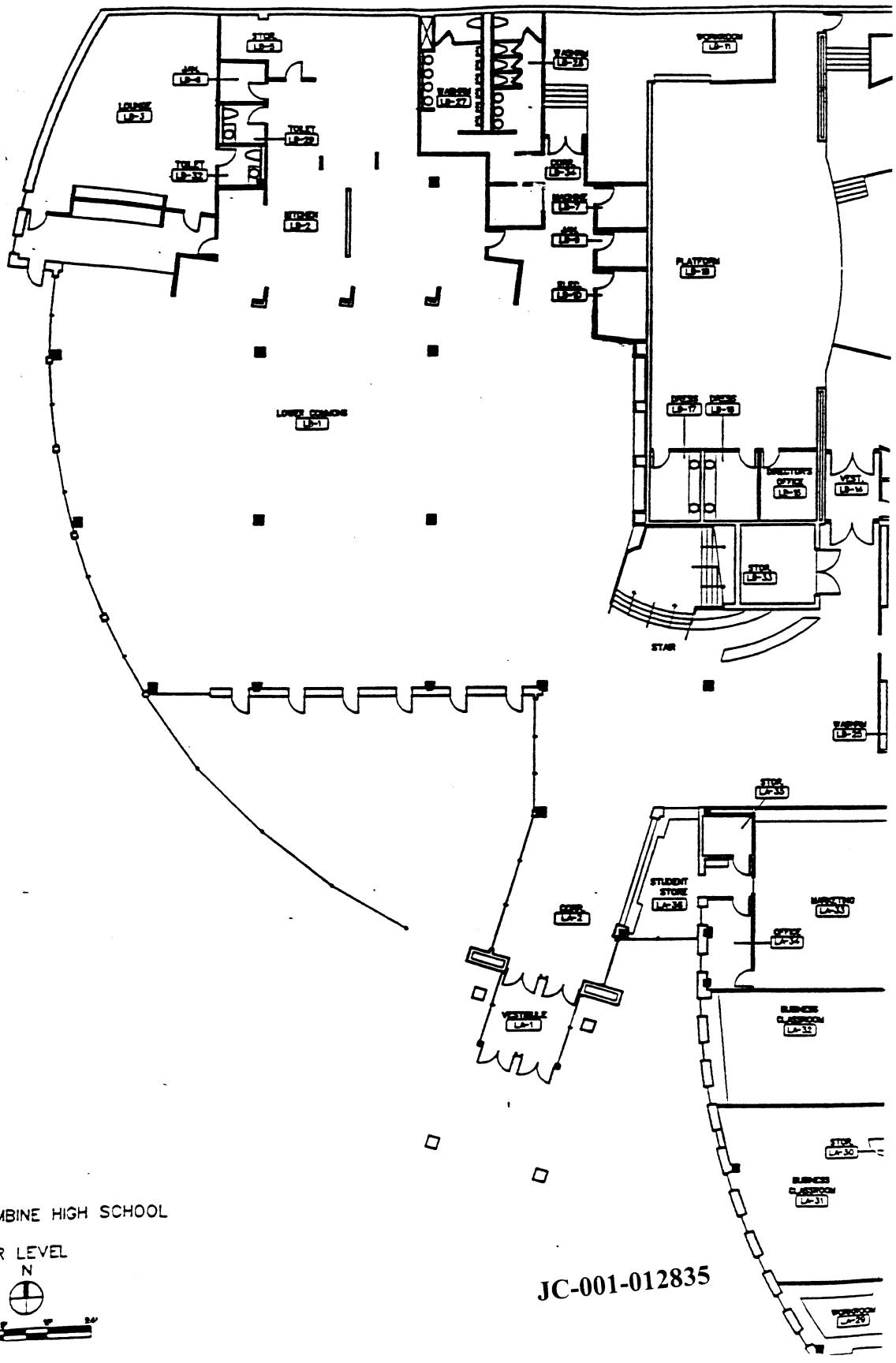

COLUMBINE HIGH SCHOOL
7350
LOWER LEVEL

N

JC-001-012835

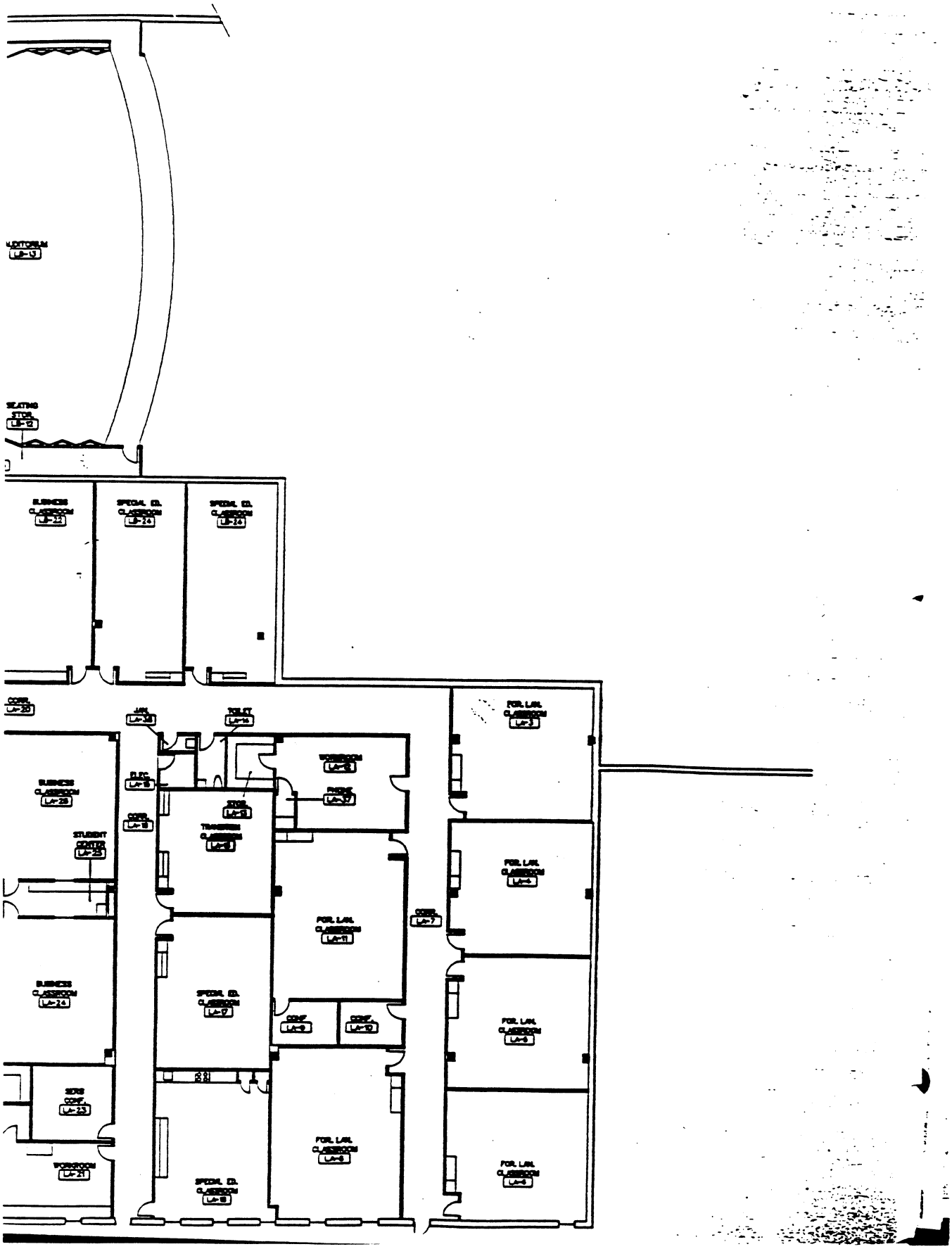

JC-001-012836

Frank DeAngelis
9/21/98

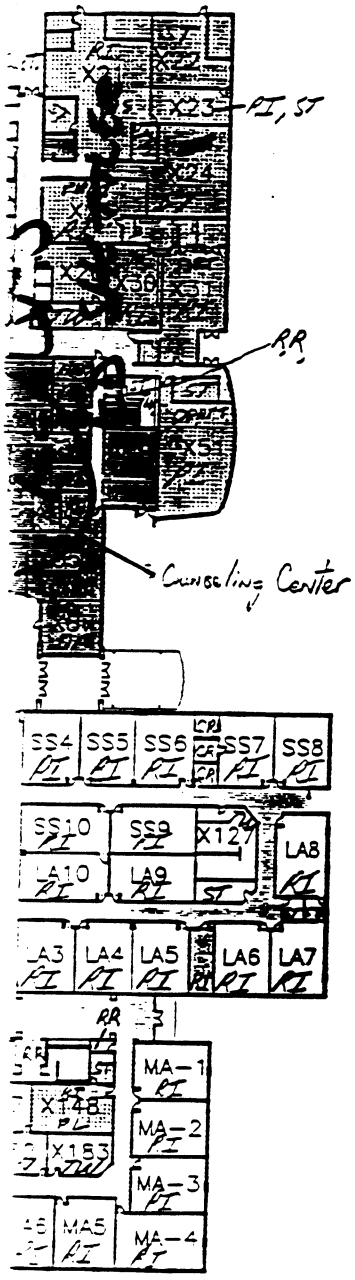

SPACE CATEGORIES COLOR LEGEND

- 100 - CORE (NON-INSTRUCTIONAL)
- 200 - CORE (INSTRUCTIONAL)
- 310-319 - GENERAL CLASSROOMS
- 320-349/370-399 LABORATORIES/SPECIFIC INSTRUCTIONAL
- 350-359 - SPECIAL PROGRAMS
- 360-369 - TEACHER WORKROOMS
- 400 - SUPPORT FACILITIES
- 500 - RESIDENTIAL FACILITIES
- 600 - DISTRICT-WIDE ADMINISTRATION AND SUPPORT FACILITIES
- 700 - EARLY CHILDHOOD
- 800 - VACANT
- CIRCULATION

)OL
PLAN

FACILITY NO. 7350

DATE 11/11/1996
INITIAL
FILE NO. 73502

JC-001-012837

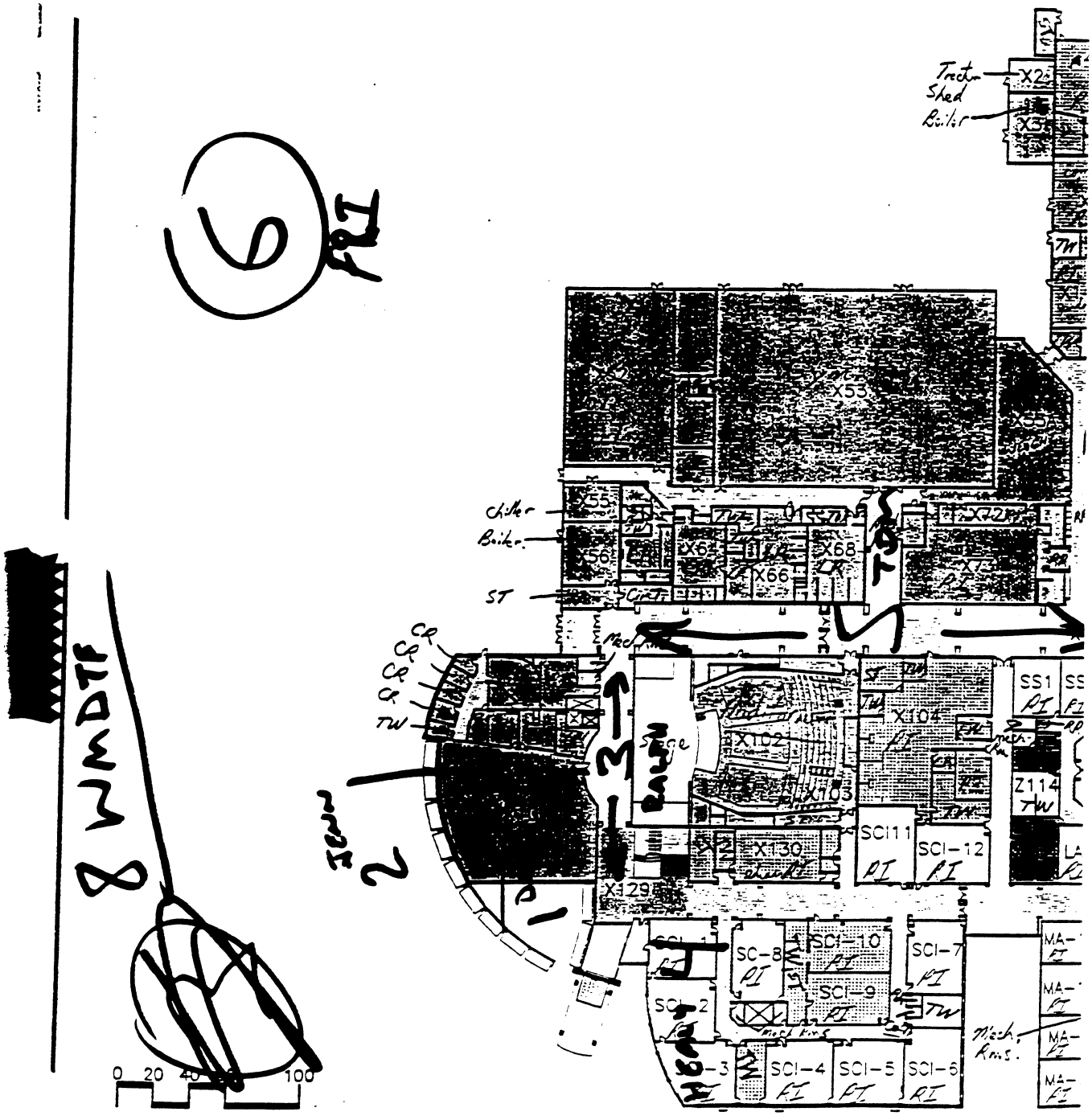

JC-001-012838

COLUMBINE HIGH S

OVERALL UPPER LEVEL FLC

JC-001-012839

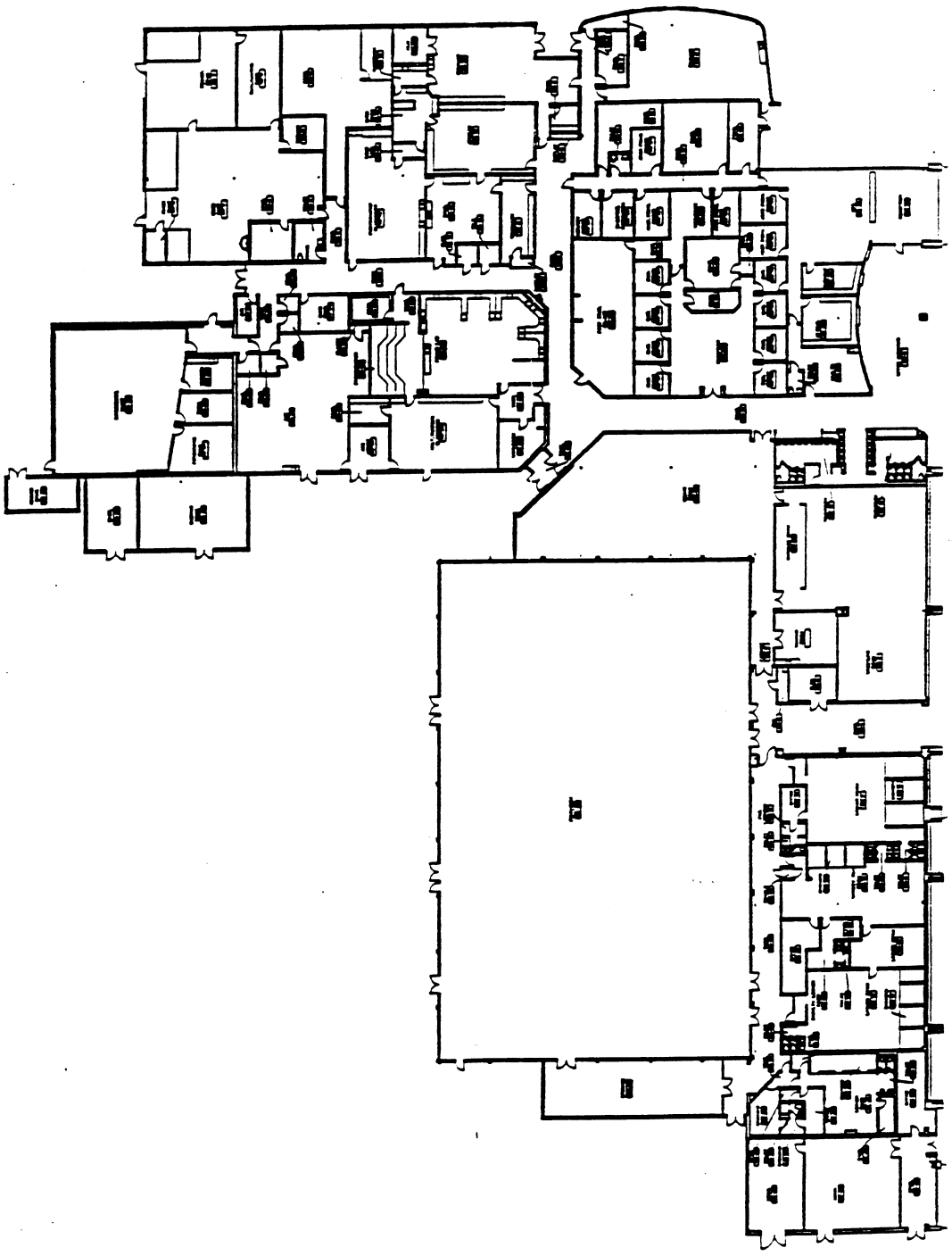

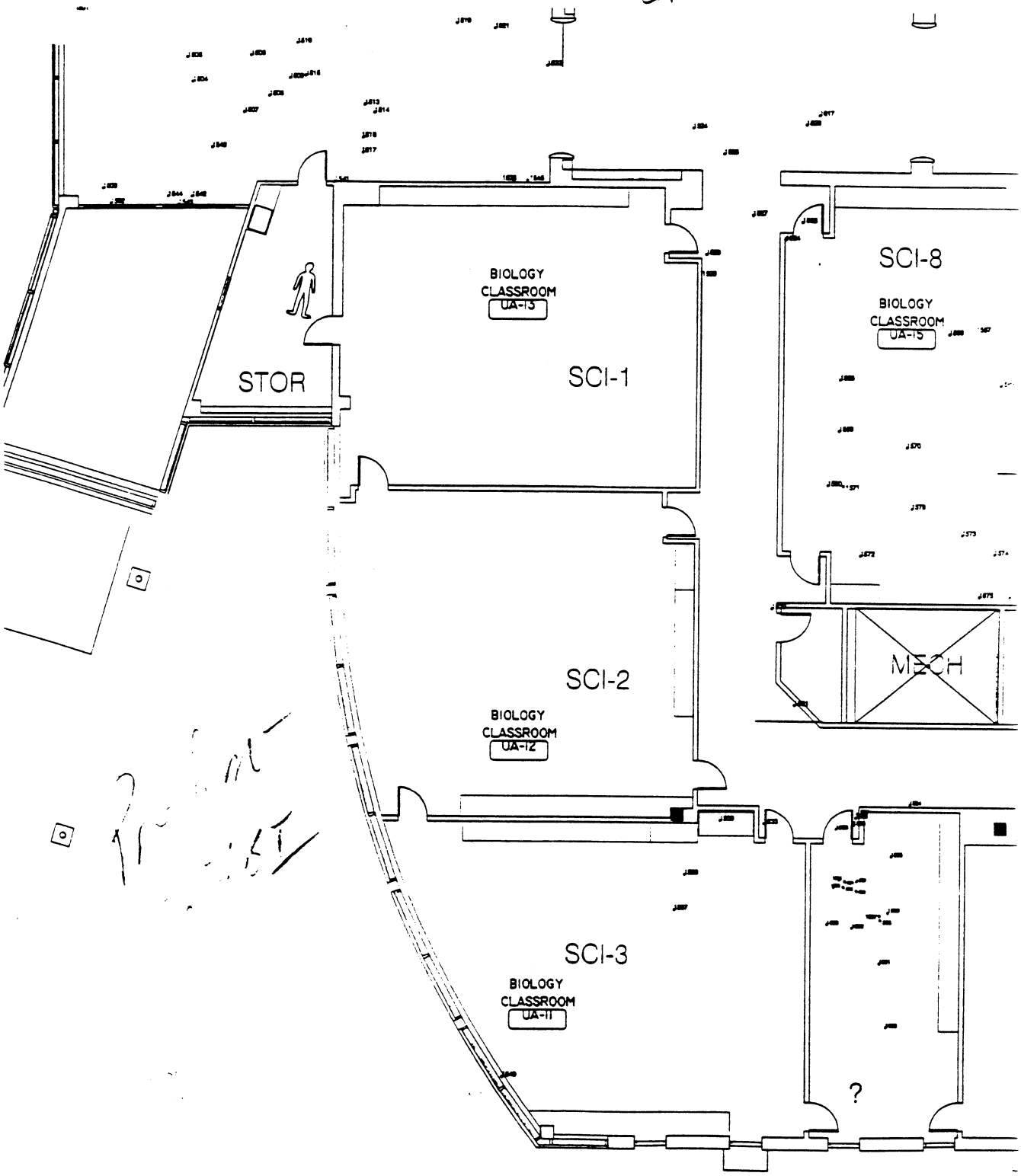
STOR
BIOLOGY CLASSROOM UA-13
SCI-1
SCI-8
BIOLOGY CLASSROOM UA-15
MECH
SCI-2
BIOLOGY CLASSROOM UA-12
SCI-3
BIOLOGY CLASSROOM UA-11
?

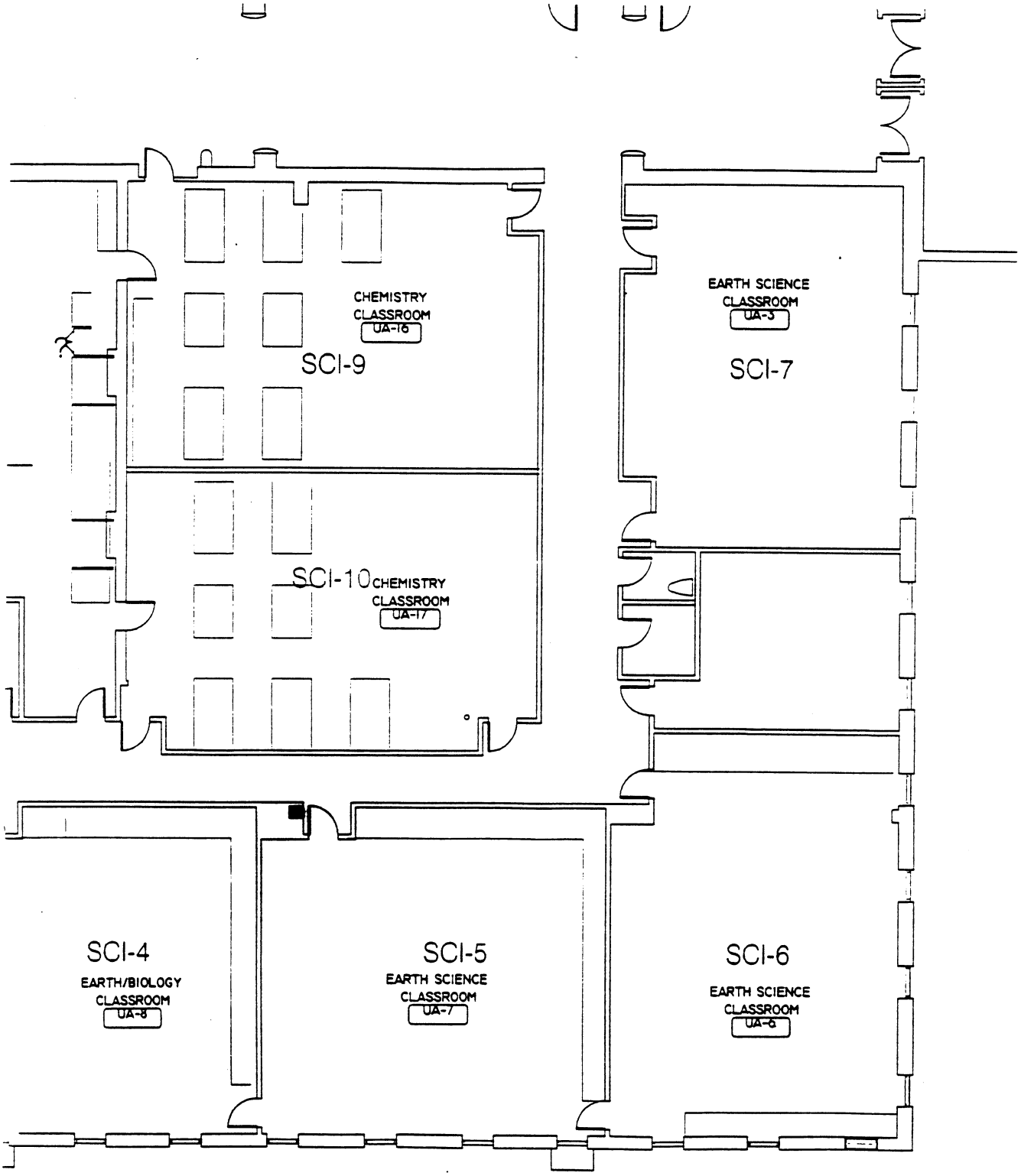

JC-001-012842

JC-001-012843

SCI - OFF - 1

photo by diane
4-23-99

note - item# 450
W-E 11 4
S-N 21 6

	W → E	S → N
1587	10 0	27
1588	7 10	1 0
89	4 8	26 8
90	4 8	25 8
91	3 6	26 8
92	3 4	26 1
93	2 4	26 1
94	2 11	26 10
95	8 3	29 4
96	7 4	28 5
97	7 1	23 1
98	7 1	22 8
99	~~8 3~~ 1 6	24 7
100 -	20 (4)	22 2
	7 1	18 2
02 -	4 3	21 10
03 -		
04 -		
05 -		
06 -		
07 -		
08 -	7 10	11 2
09 -	4 (4)	8 4
10 -	5 2	
11 -		
12 -		
13 -		

@ door entrance

On DESK (on Diagram

Shift

shelving - Elevation -

1st shelf size

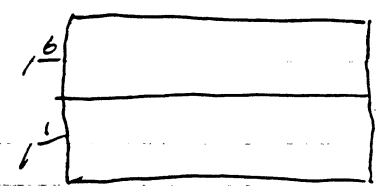

@ wind ← 0 (4)

2nd shelf

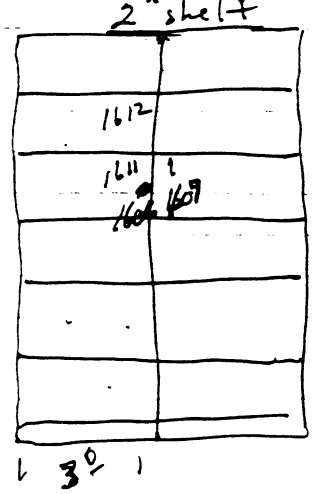

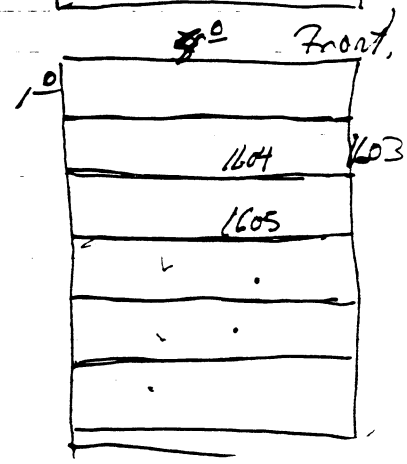

JC-001-012844

1-22-11
16:28

MA - 10 Room
Chris Andrist Identified
BP - 3rd Row - 5th Chair
Backward.
~~Backpack~~ Bags Plastic
Black bag, evidence.

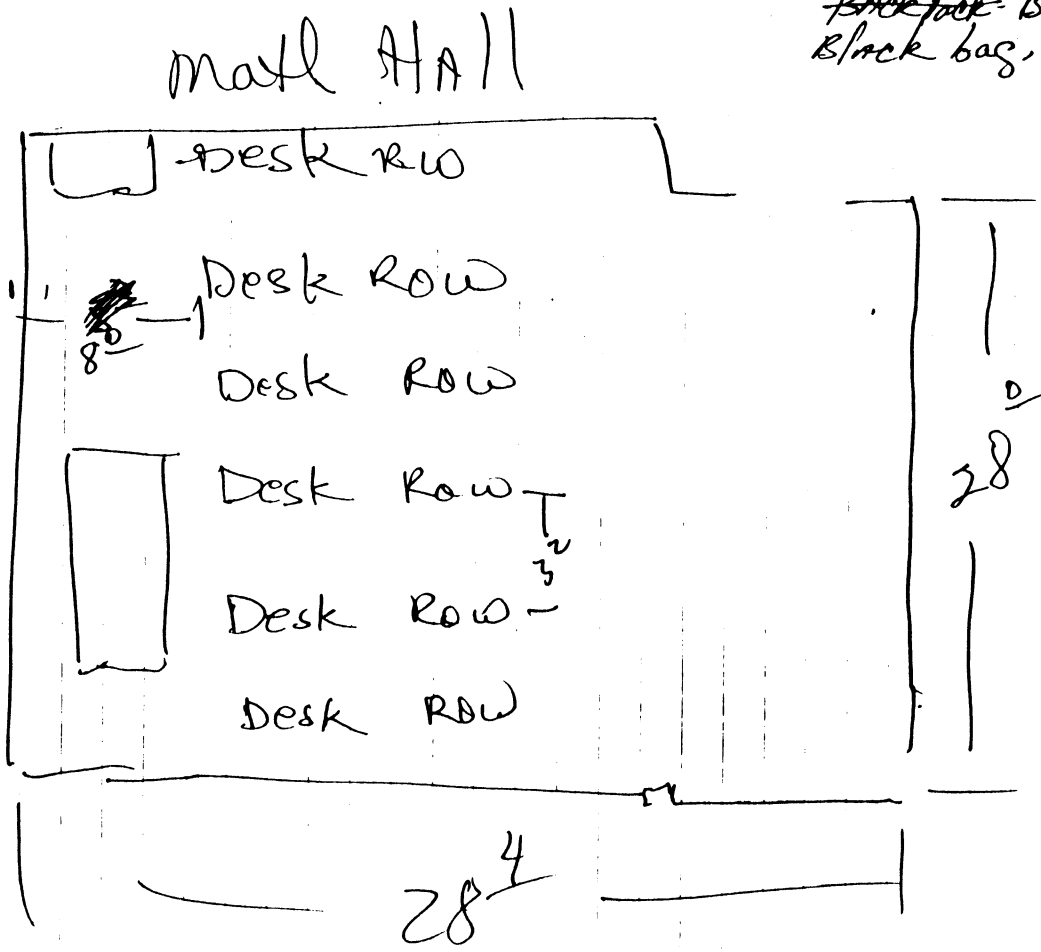

JC-001-012845

JC-001-012846

JC-001-012847



JC-001-012848

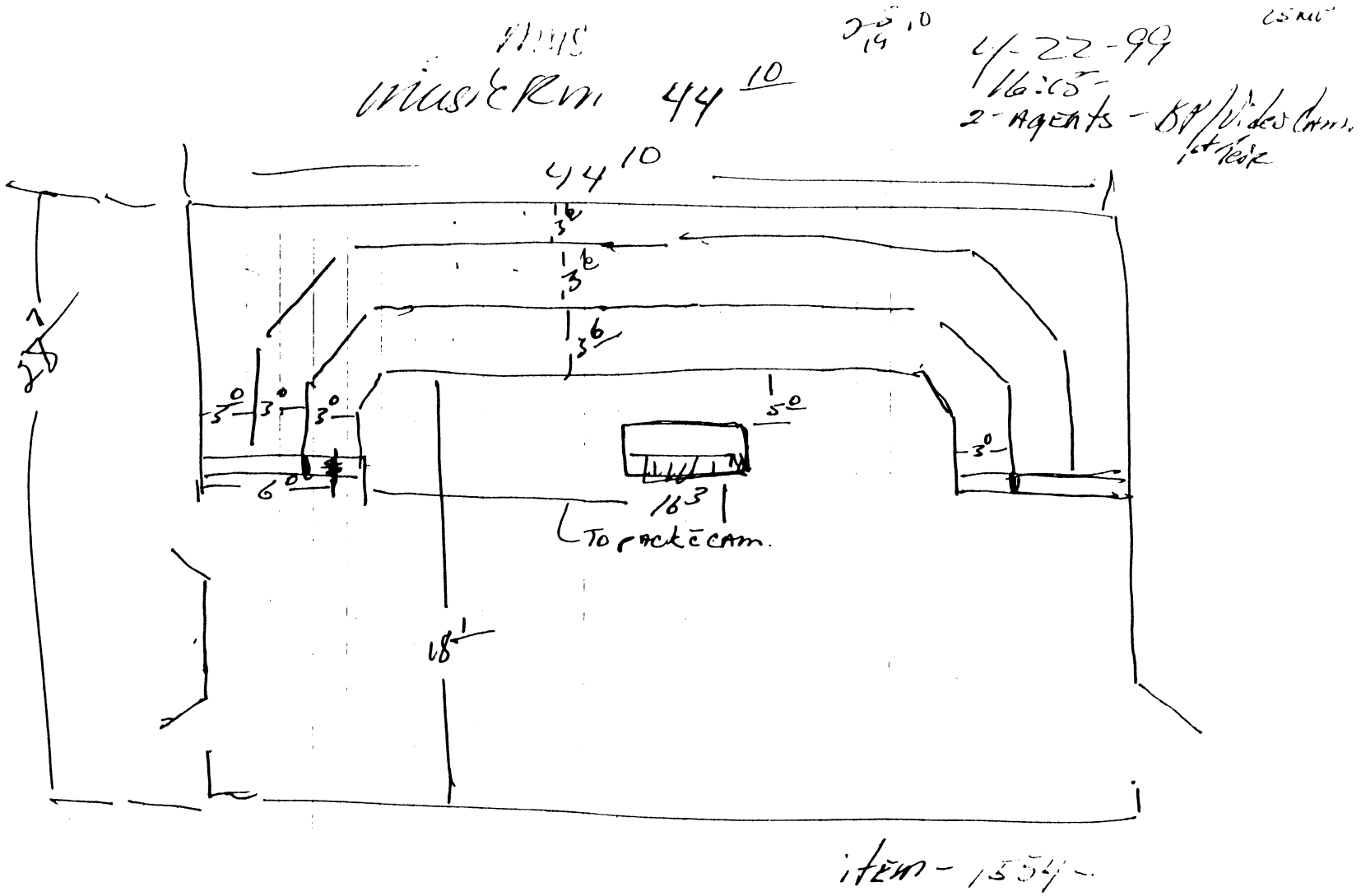

JC-001-012849

SCI - Off - 7
East side of metal shelf

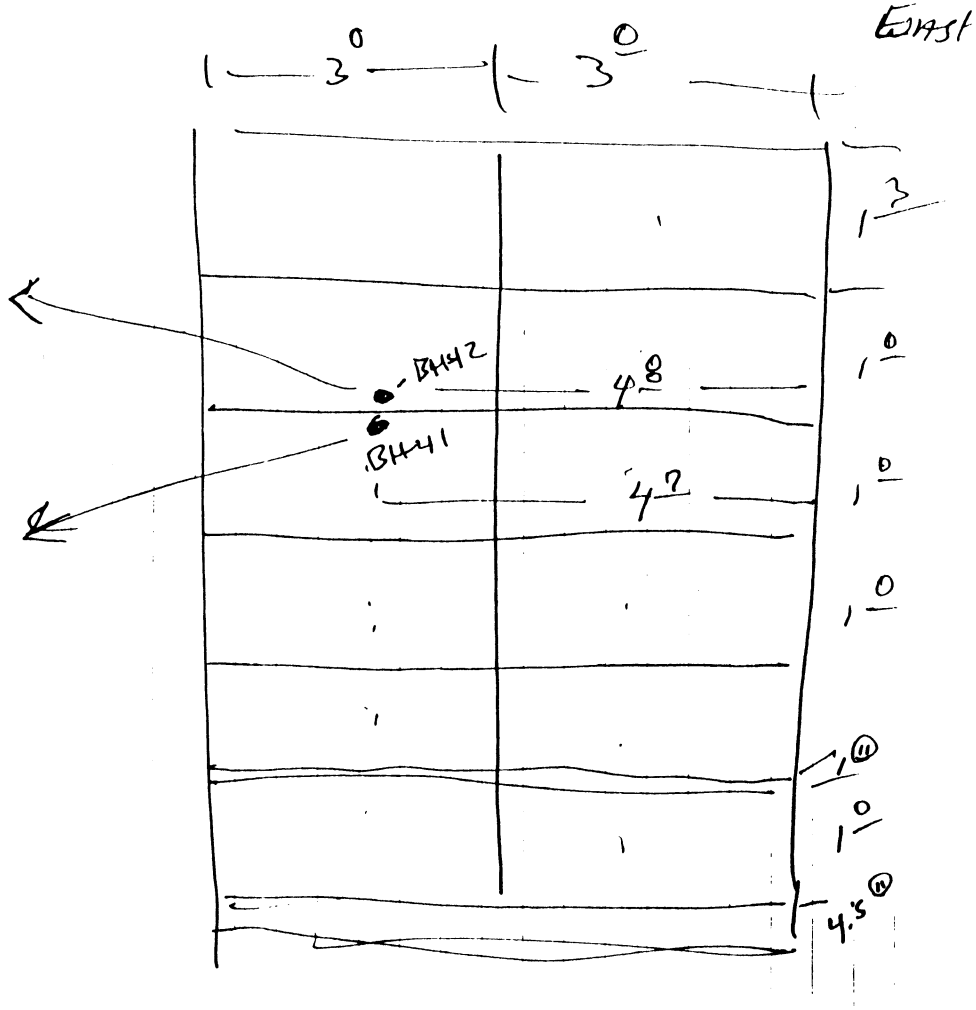

N

JC-001-012850

JC-001-012851


PPD 122





JC-001-012854

JC-001-012855

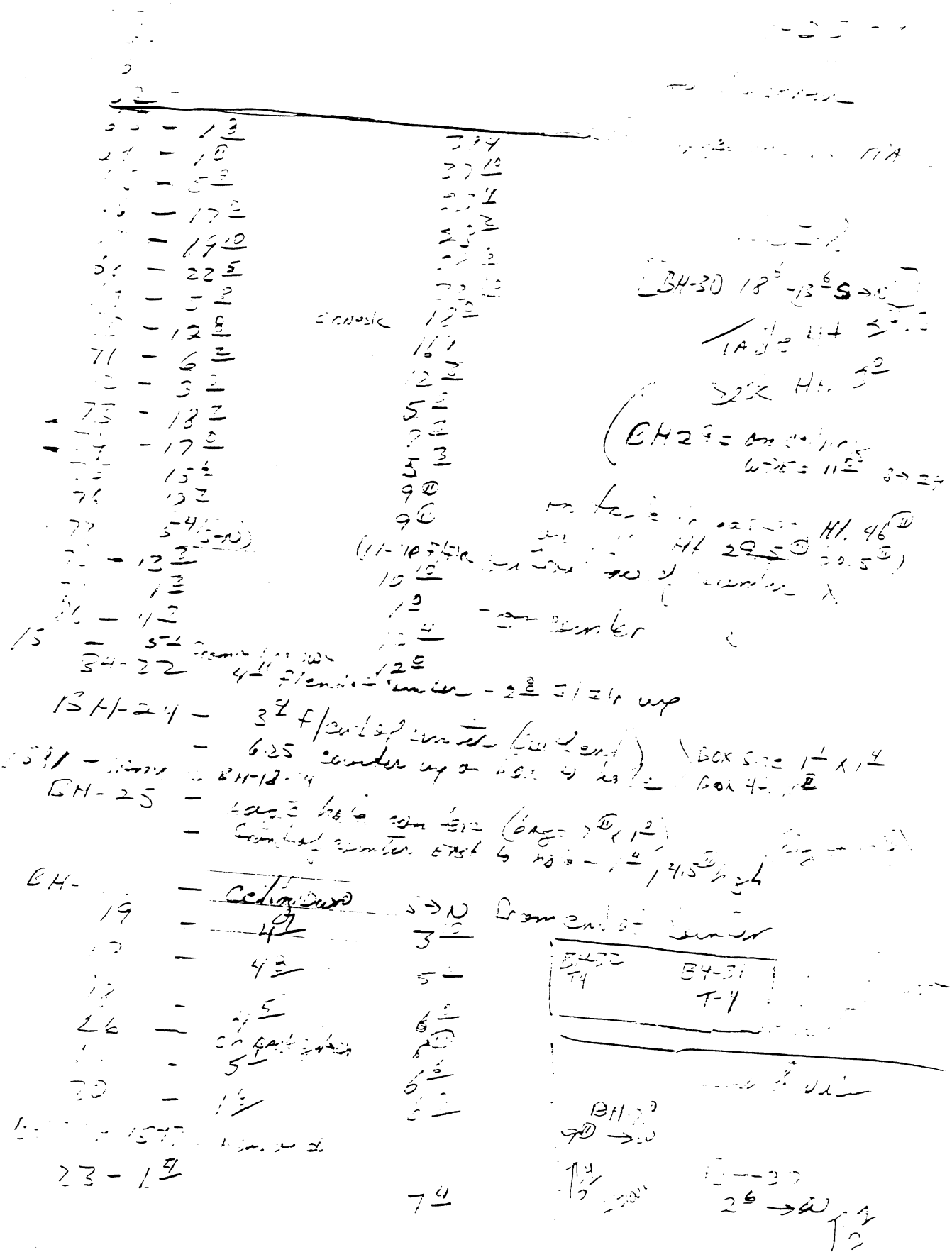

JC-001-012856

JC-001-012857

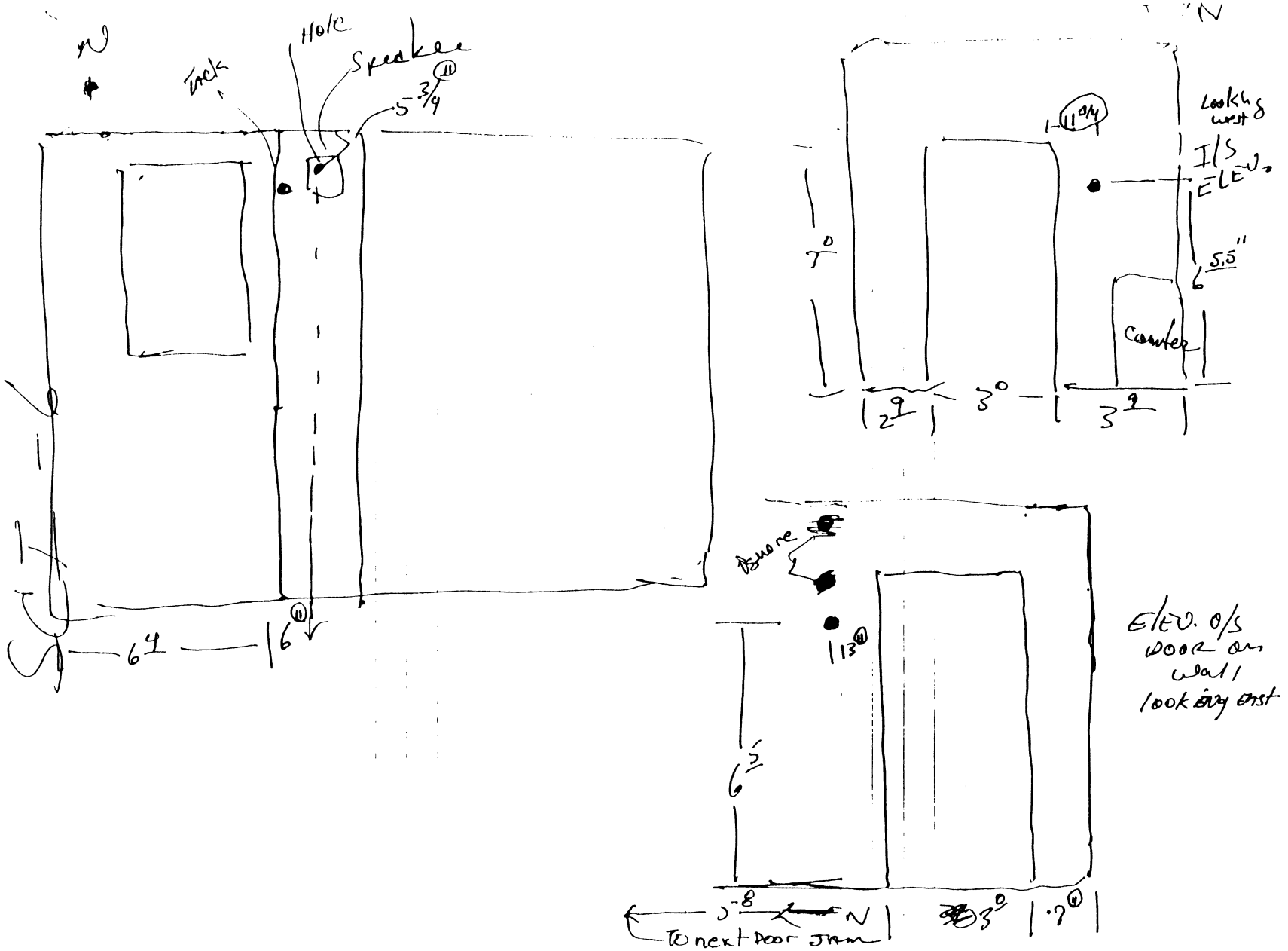

JC-001-012858

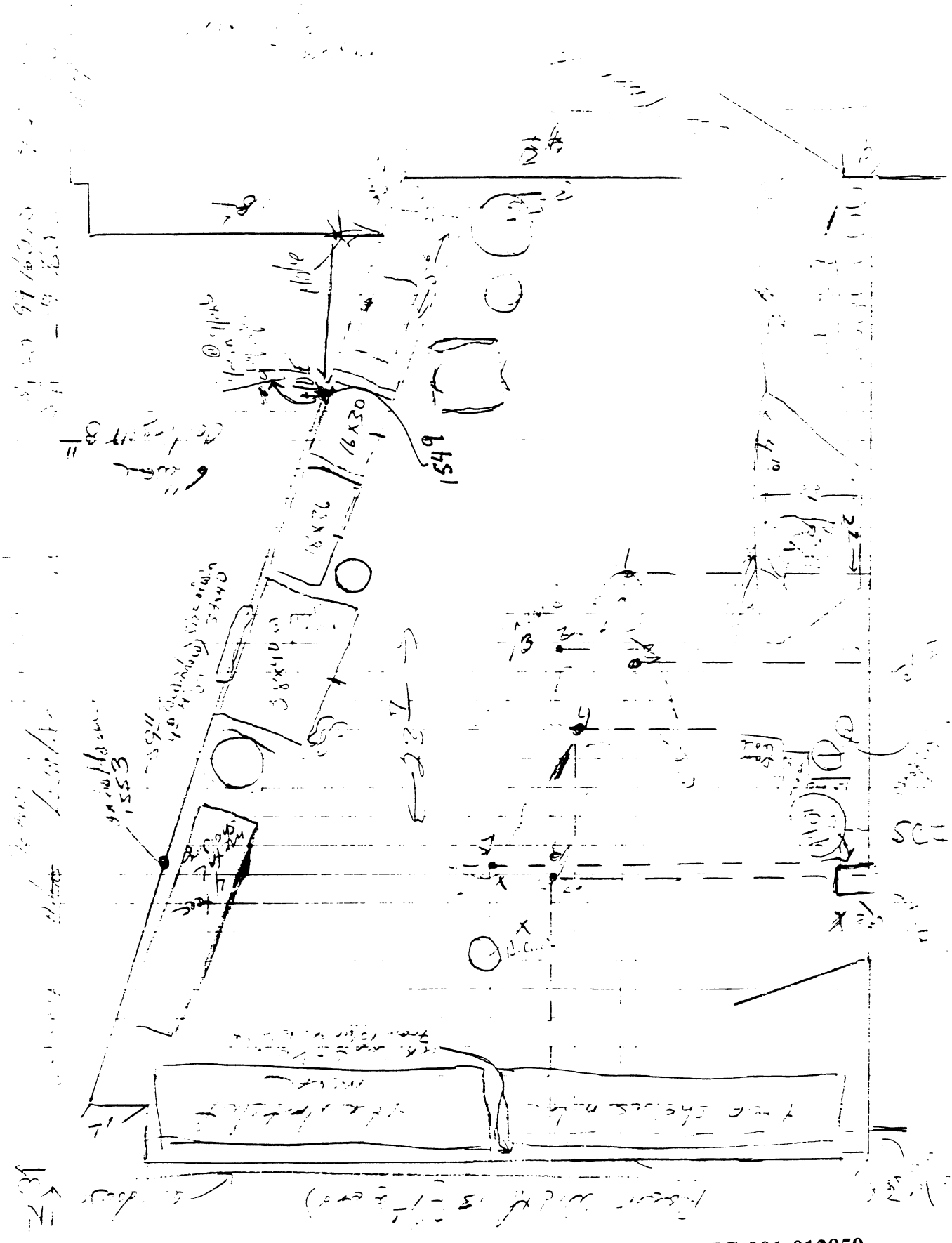

JC-001-012859

Pg - 1 of 2

4-27-99/AC

HALL AREA - COLOR CODE GREEN

ITEM #	WEST → EAST	SOUTH → NORTH	DATE
1500	3 9/16	1 1/4	4-22-99
1501 *	8 inches	5 inches (North → South)	
1502	7 3/16	22 1/16	
1503	12 5/16	15 6/16	
1504	13 1/16	12 11/16	
1505	15 0/16	22 0/16	
1506	19 0/16	15 8/16	
1507	18 3/16	9 8/16	
1508	20 11/16	8 11/16	
1509	23 0/16	10 9/16	
1510	21 9/16	19 0/16	
1511	21 7/16	20 0/16	
1512	20 8/16	23 4/16	
1513	29 5/16	8 0/16	
1514	31 8/16	8 2/16	
1515	24 8/16	11 0/16	
1516	23 9/16	14 5/16	
1517	30 6/16	3 0/16	
1518	30 6/16	4 7/16	
1519	40 0/16	16 2/16	

JC-001-012860

Pg - 2 of 2

4-27-99 INC. ASC

HALL ~~AREA~~ - Color Code Green - (CHS)

~~Sm#~~	WEST → EAST	SOUTH → NORTH	DATE
1520	43 6/8	19 3/8	4-22-9
1521	43 11/16	16 0	
1522	49 5/8	12 2/8	
1523	44 6/8	3 inches	
1524	64 6/8	4 5/8	
1525	67 9/16	1 9/16	
1526	76 1/8	4 11/16	



SEE Diagram

Pg 1 of 1

4-27-99 IMC

HALL AREA - Color Code - Orange

Item #	West → EAST	South → NORTH	DATE
1527	4 3	61 8	4-22-99
1528	6 inches	57 7	
1529	@ base of WEST WALL	55 4	
1530	7 1	20 2	
1531	9 5	10 6	
1532	★ VERTICAL 5 4	1 10 MEASURED (SE → NW)	
1533	6 inches	1 6	
1534	15 5	3 inches	
1535	9 10	2 2	
1536	9 2	1 5	

1533 → 1536 WERE MEASURED FROM INSET - in doorways.

1532 → ℄ C ELEVATION MEASURE.

Pg - 1 of 1

SCI-3 color code BROWN

4-22-99 /MSC

ITEM #	EAST → WEST	North → SOUTH	DATE
1537	13 7/8	9 1/4	4-22-99
1538	12 6/8	5 5/8	↓
1539	8 10/8	10 inches	
	WEST → EAST	South → North	4-22-99
1540	3 inches	5 10/8	

NOTE - SIGN SIZE 2 0/8 x 1, 5/8

ALSO MEASURMENTS of 1537 TO 1539 WERE done from INSET NEAR NE DOOR of Room.

Pg-1

4-27-99/MCG
ACSC

HALL AREA - color code Green
South WALL - west of STOR ROOM

Item #	WEST → EAST	SOUTH → NORTH	DATE
1541	27 8/8	3 2/8	4-22-99
1542	12 11/16	11 inches	
1543	11 7/8	1 inch	
1545	47 5/8	3 inches	
1546	15 0/8	6 0/8	
1547	8 5/8	23 11/16	

Pg-1

4-27-99/MCG

HALL AREA - Color Code Orange

ACSC

Item #	WEST → EAST	SOUTH → NORTH	DATE
1541			4-22-99

ACSO - 4-27-99

MEASUREMENTS - 870 GAILARDO, Anthony C.

5 - Color Coded diagram - Polaroids

EVID. - ITEM # MEASURED

JC-001-012866

Pg-1

4-27-99 / ACC
ACSC

SCI-3 color code BROWN

Item #	EAST TO WEST	NORTH → SOUTH	DATE
1537	13 7/8	9 1/8	4-22-9
1538	12 6/8	5 5/8	↓
1539	5		

MEASUREMENTS WERE MADE FROM INSET NEAR NORTHEAST DOOR.

FG - 1

4-27-99/ACG
ACSO

SCI-3 Color Code BROWN

Item #		EAST → WEST	NORTH TO South	DATE
1537	*	13 2	9 1	4-22-9
1538	*	12 6	5 5	
1539		10. inches (WEST TO EAST)	8 10 South → NORTH	
1540				

4-27-99
GILLIARD, ANTHONY C
ACSO #8770

ALL Notes taken by me for the time period of 4-20-99 thru 4-27-99

28 pages.

Pg-1

SCI-3 - Color Code BROWN

4-27-99/ACG
ACJC

Item # NORTH → SOUTH EAST → WEST DATE

Pg -

SCI-3 - color Code BROWN

4-27-99/ACG
ACSC

ITEM #	WEST TO EAST	SOUTH → NORTH	DATE
1537	13^{7}	9^{1}	
1538	12^{6}	5^{5}	

1537/38 WERE MEASURE 7

Pg - 1 of 2 4-27-99/ACG

HALL AREA - Color Code GREEN - (CHS) ACSO

1. MEASUREMENTS ARE FROM WEST TO EAST AND FROM SOUTH TO NORTH EXCEPT WHEN NOTED!

SEE EVIDENCE RECOVERY Log #- Description of Item Collected.

EVIDENCE - HALL AREA - GREEN

ITEM #	WEST → EAST	SOUTH → NORTH	DATE
1500	3 9/16	1 1/4	4-22-99
1501	8 inches	5 inches - MEAS - NORTH → SOUTH	
1502	7 3/8	22 1/2	
1503	12 3/8	15 6/8	
1504	13 1/2	12 11/16	
1505	15 0/8	22 6/8	
1506	19 0/8	15 8/8	
1507	10 3/8	9 8/8	
1508	20 11/16	8 11/16	
1509	23 6/8	10 9/16	
1510	21 9/16	19 0/8	
1511	21 1/2	20 0/8	
1512	20 8/8	23 4/8	
1513	29 5/8	8 0/8	
1514	31 8/8	8 2/8	
1515	24 8/8	11 0/8	
1516	23 9/16	14 5/8	
1517	30 6/8	3 0/8	
1518	30 6/8	4 7/8	
1519	40 0/8	16 1/2	

SEE DIAGRAM

Pg-10

HALL AREA - Color Code Green

SEE EVIDENCE RECOVERY Log for description of item

4-27-99 [illegible]

EVIDENCE + to #	MEASUREMENT WEST → EAST	SOUTH → NORTH	AREA/ROOM	DATE
1500	3^{9}	1^{4}		
1501	8^{11}	5^{11} (North → South)		
1502	7^{3}	22^{1}		
1503	12^{5}	15^{6}		
1504	13^{1}	12^{11}		
1505	15^{0}	22^{0}		
1506	19^{0}	15^{8}		
1507	18^{3}	9^{8}		
1510				

ITEM # (EXID) MEASUREMENT (WEST TO EAST) D

JC-001-012876

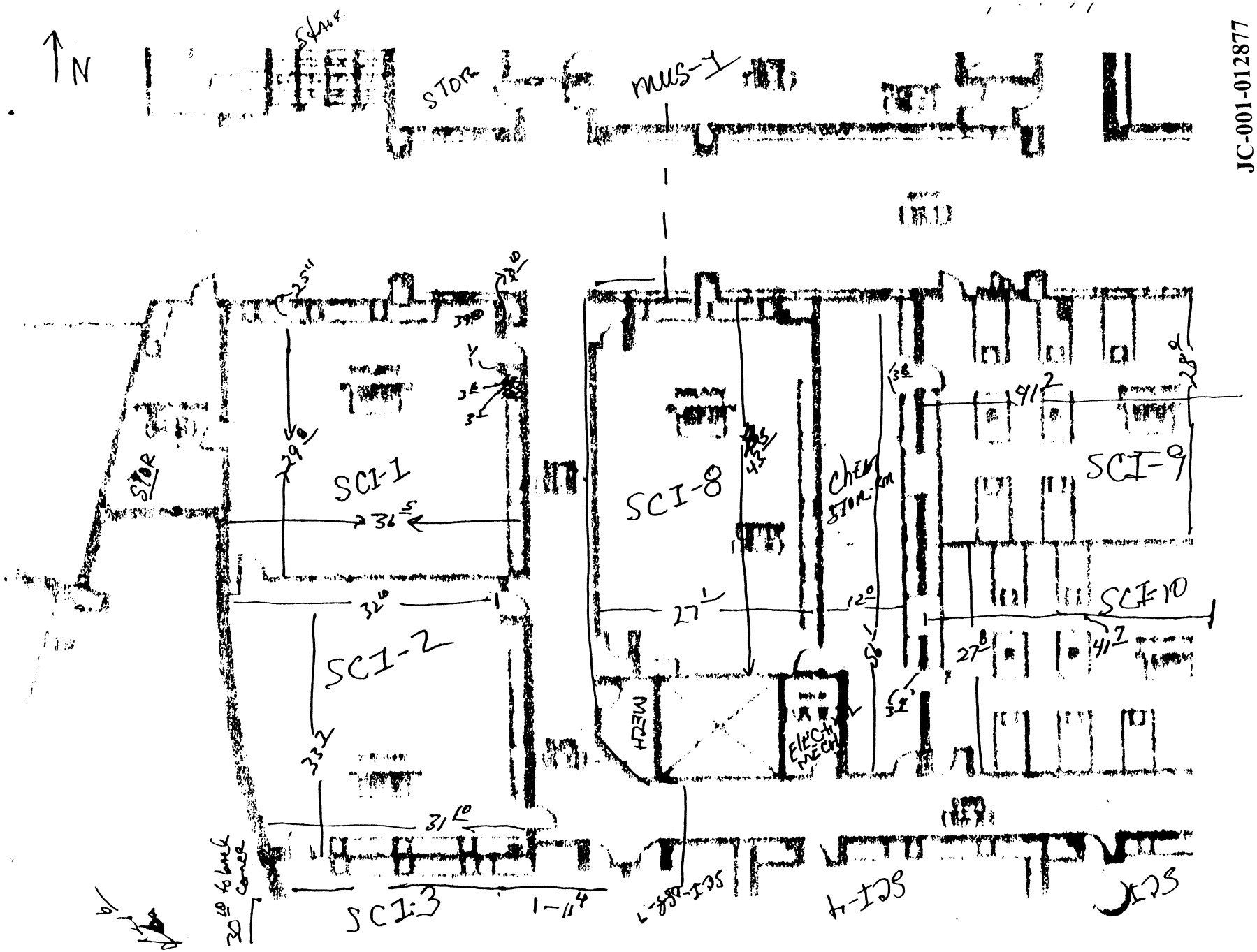

JC-001-012877

JC-001-012878



JC-001-012879

JC-001-012880

JC-001-012881

4-27-99/MCE
ACSC

HALL AREA - Color-code Orange

# Team #	WEST → EAST	SOUTH → NORTH	DATE
1527	4 3	61 8	
1528	6 inches	57 2	
1529	@base of ~~WALL~~ WEST WALL	59	
1530			
1531			
1532			
1533			
1534			
1535			
1536			

JC-001-012884

JC-001-012885

JC-001-012886

JC-001-012887





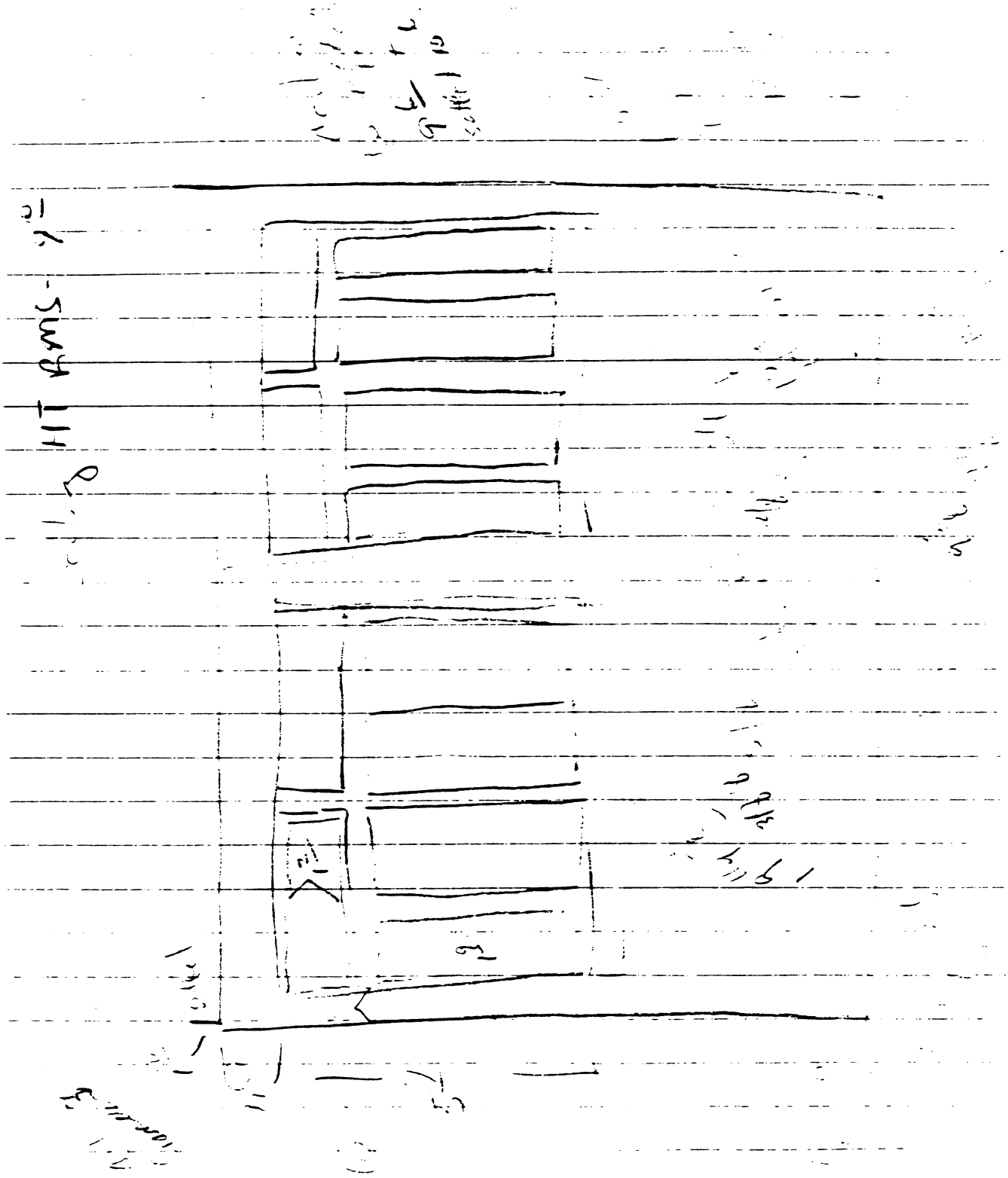

JC-001-012891

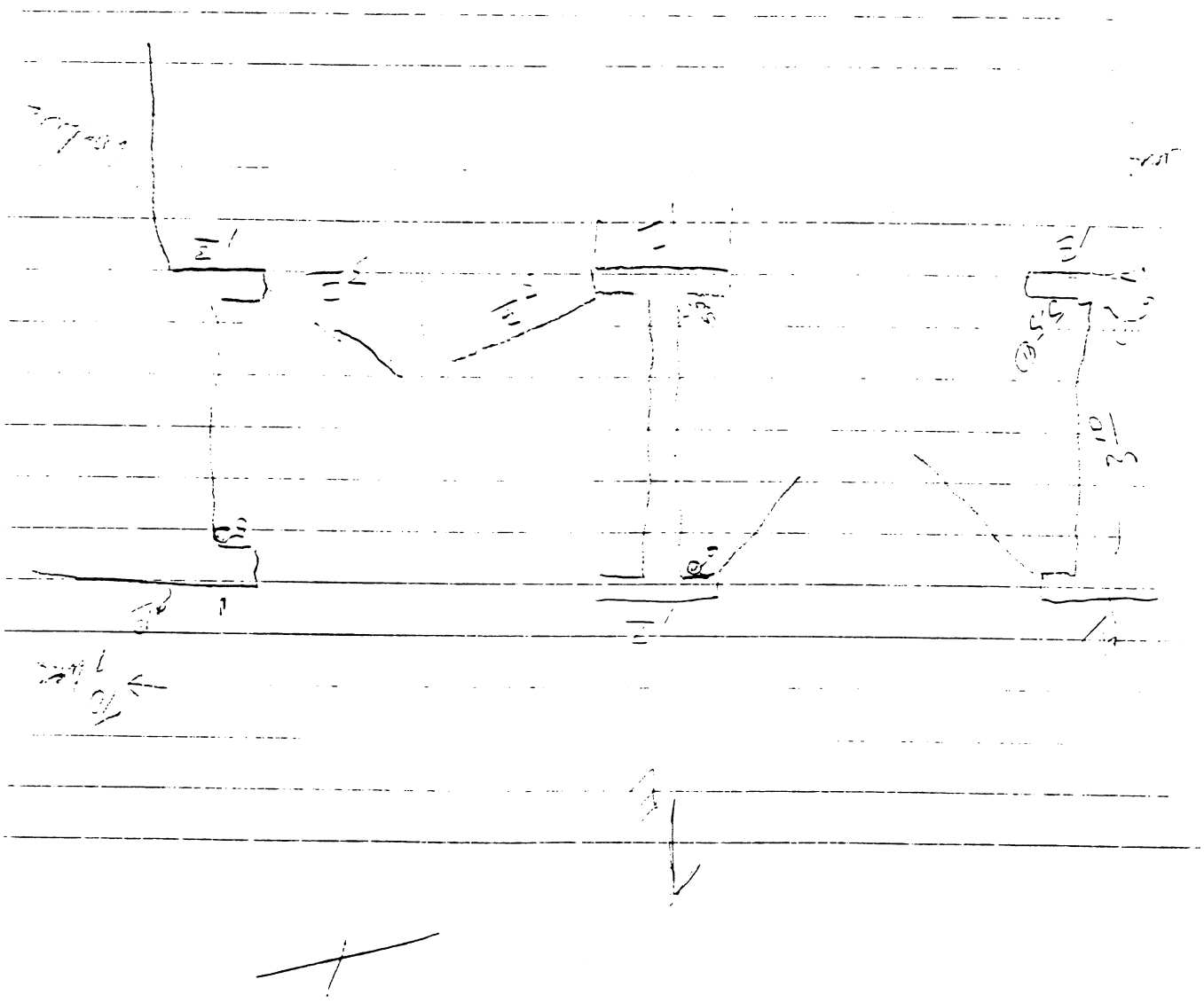

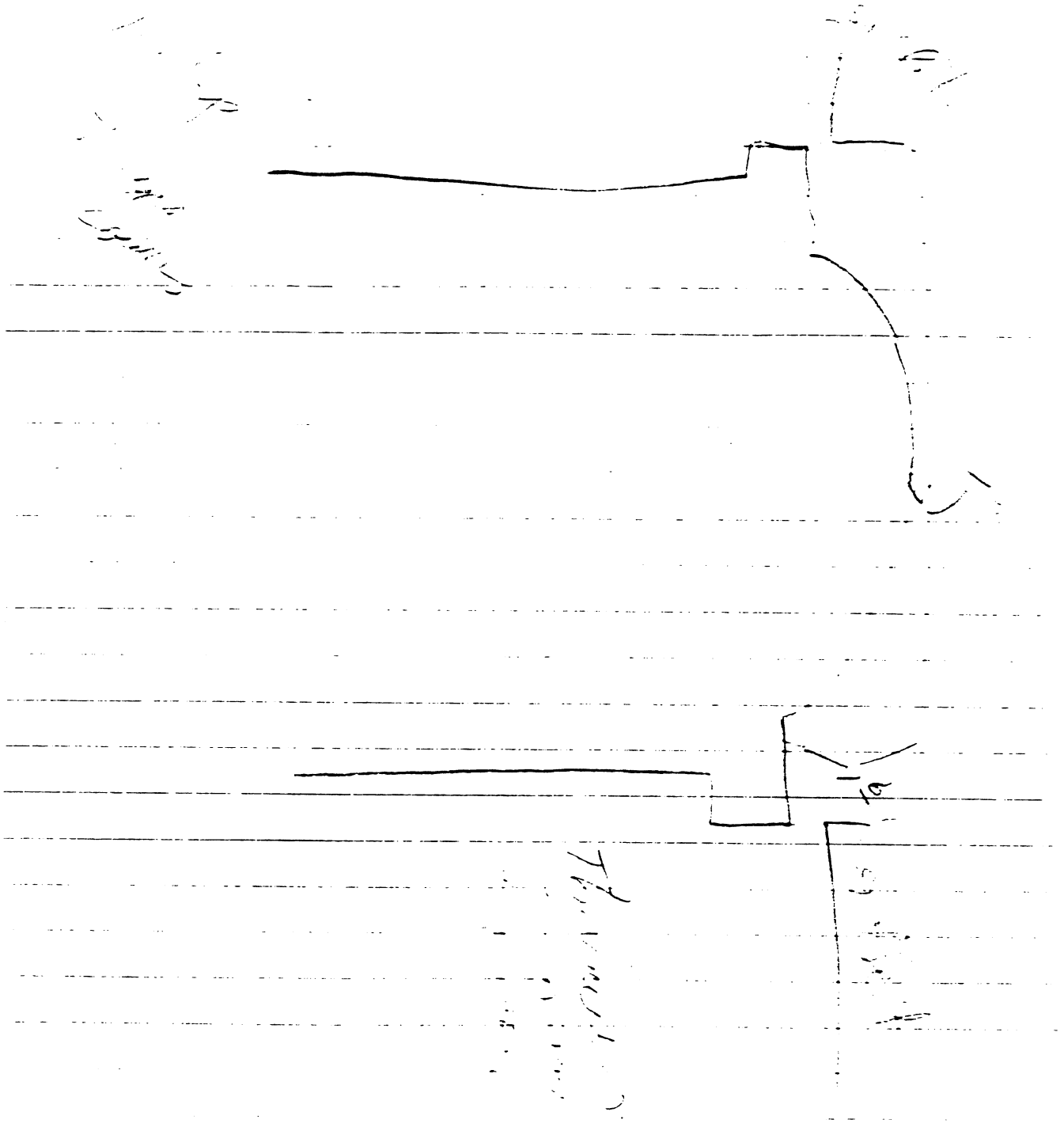

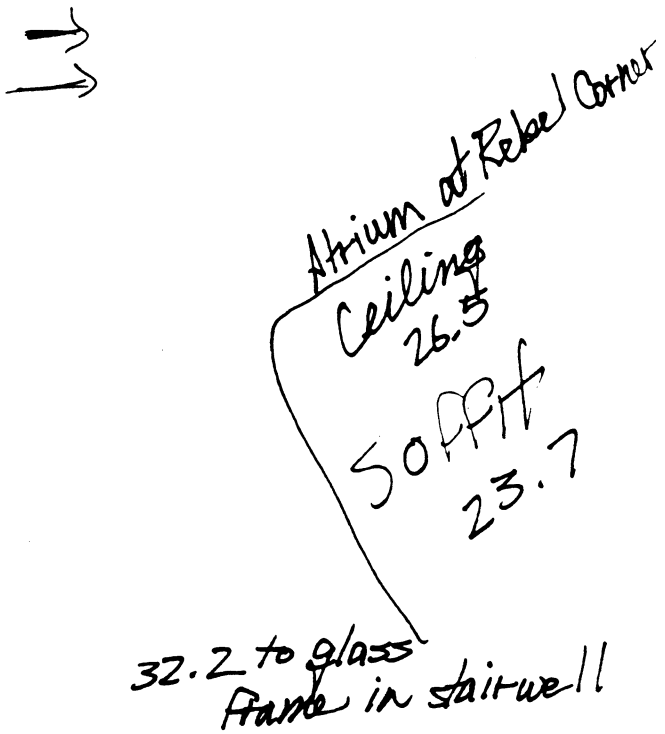
Atrium at Rebel Corner
Ceiling
26.5
Soffit
23.7
32.2 to glass
frame in stairwell


Fix - Door Width
And length
on orig. and
back Wall length

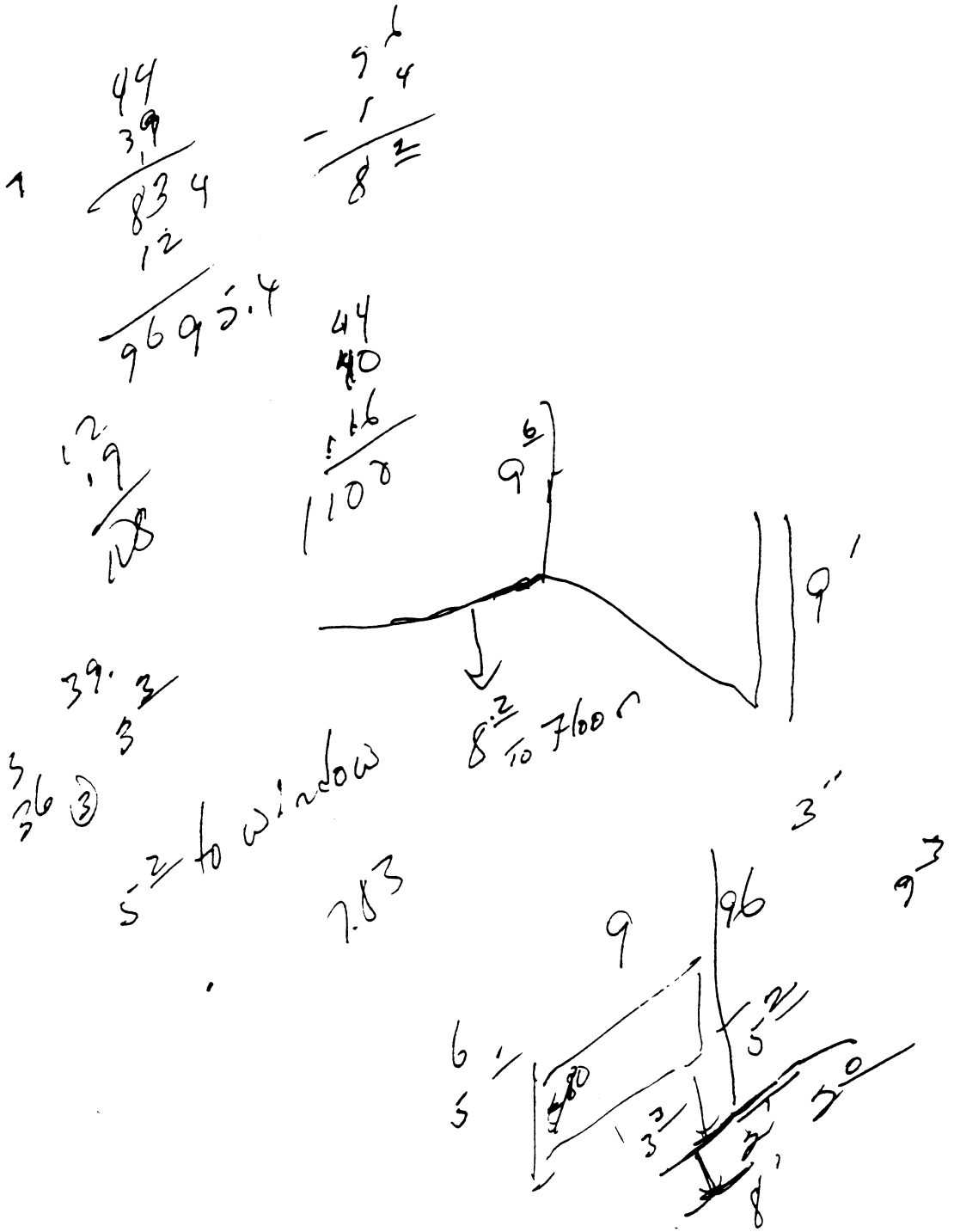

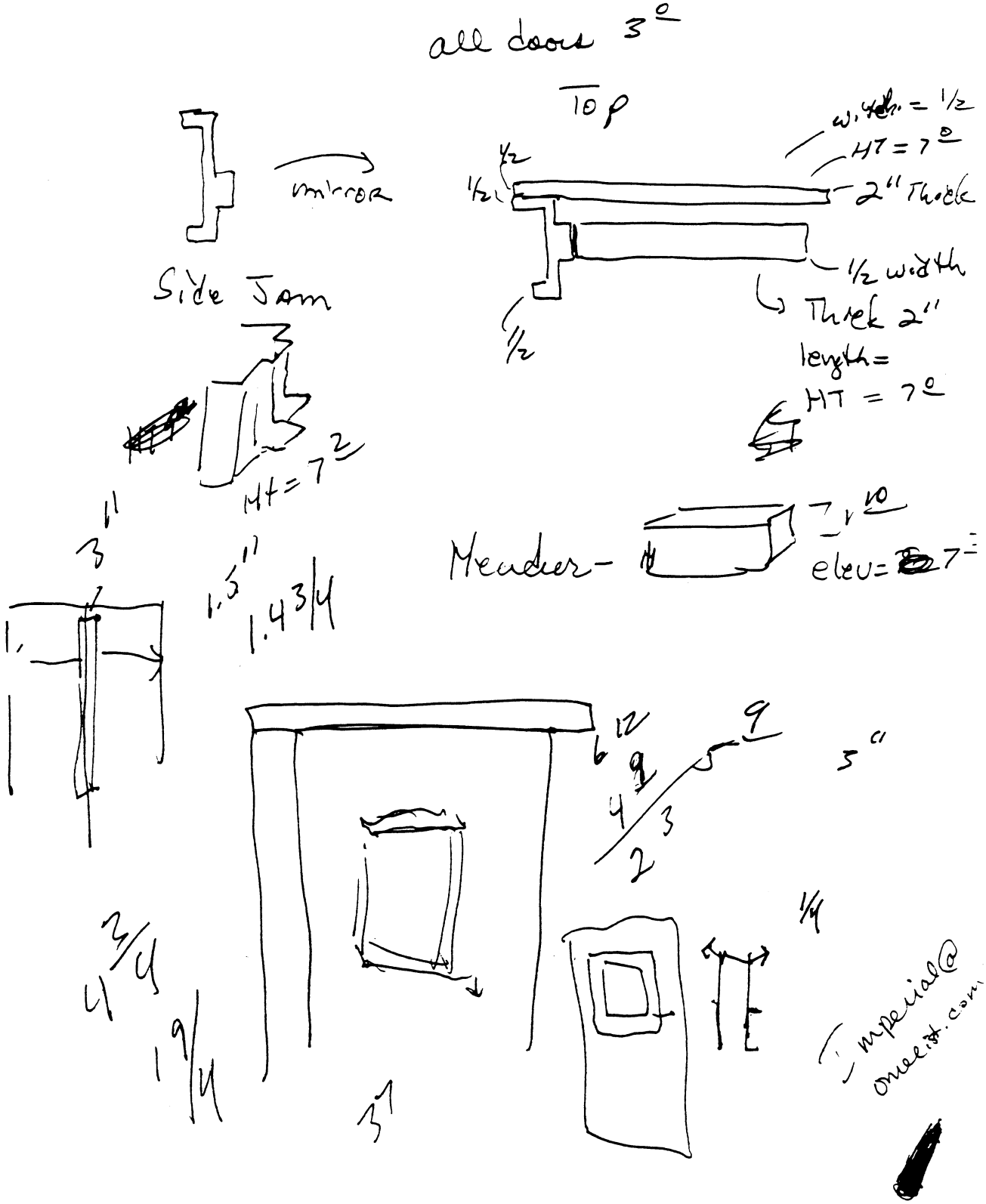

imperial@
oneeit.com

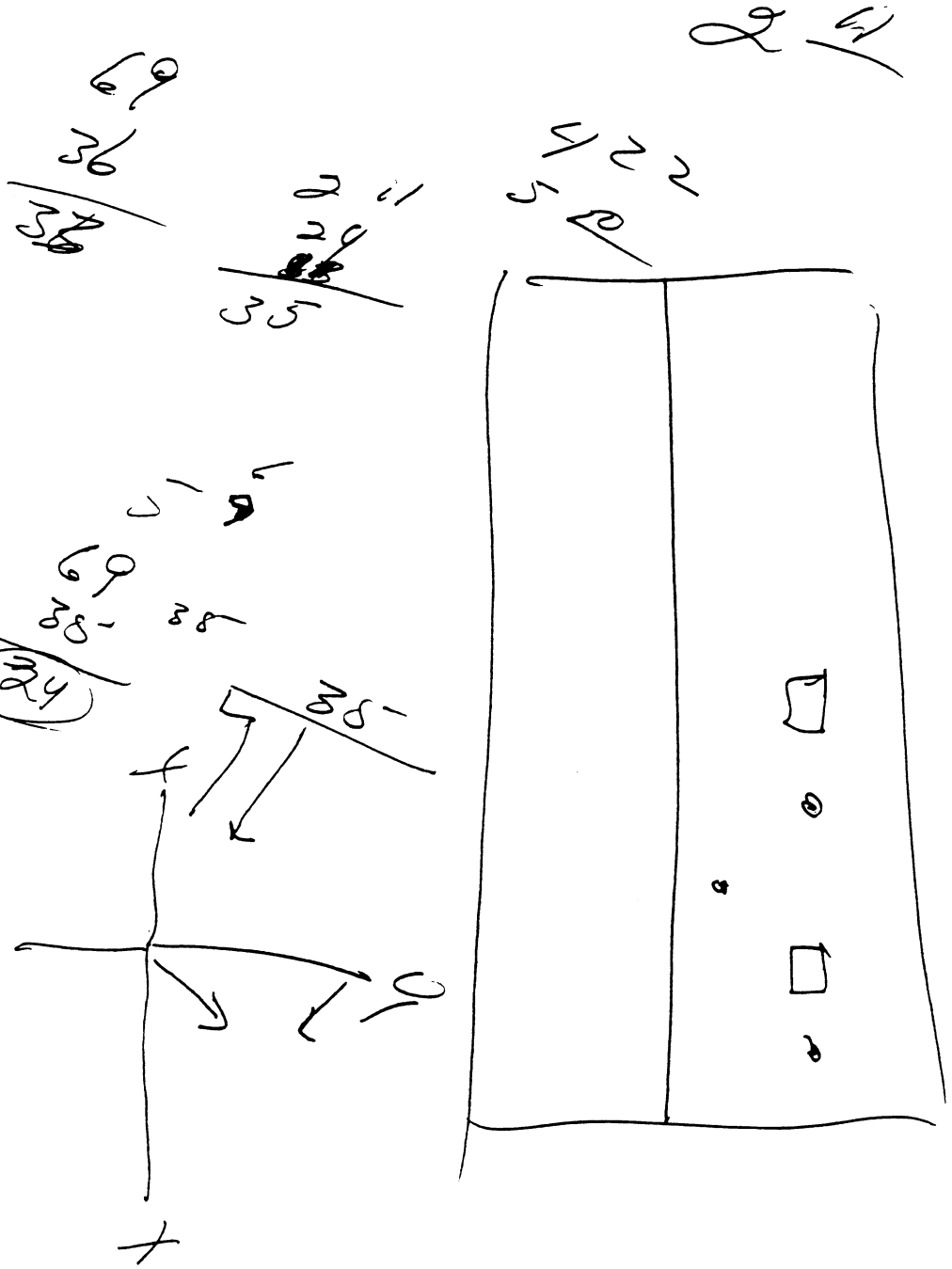

JC-001-012899

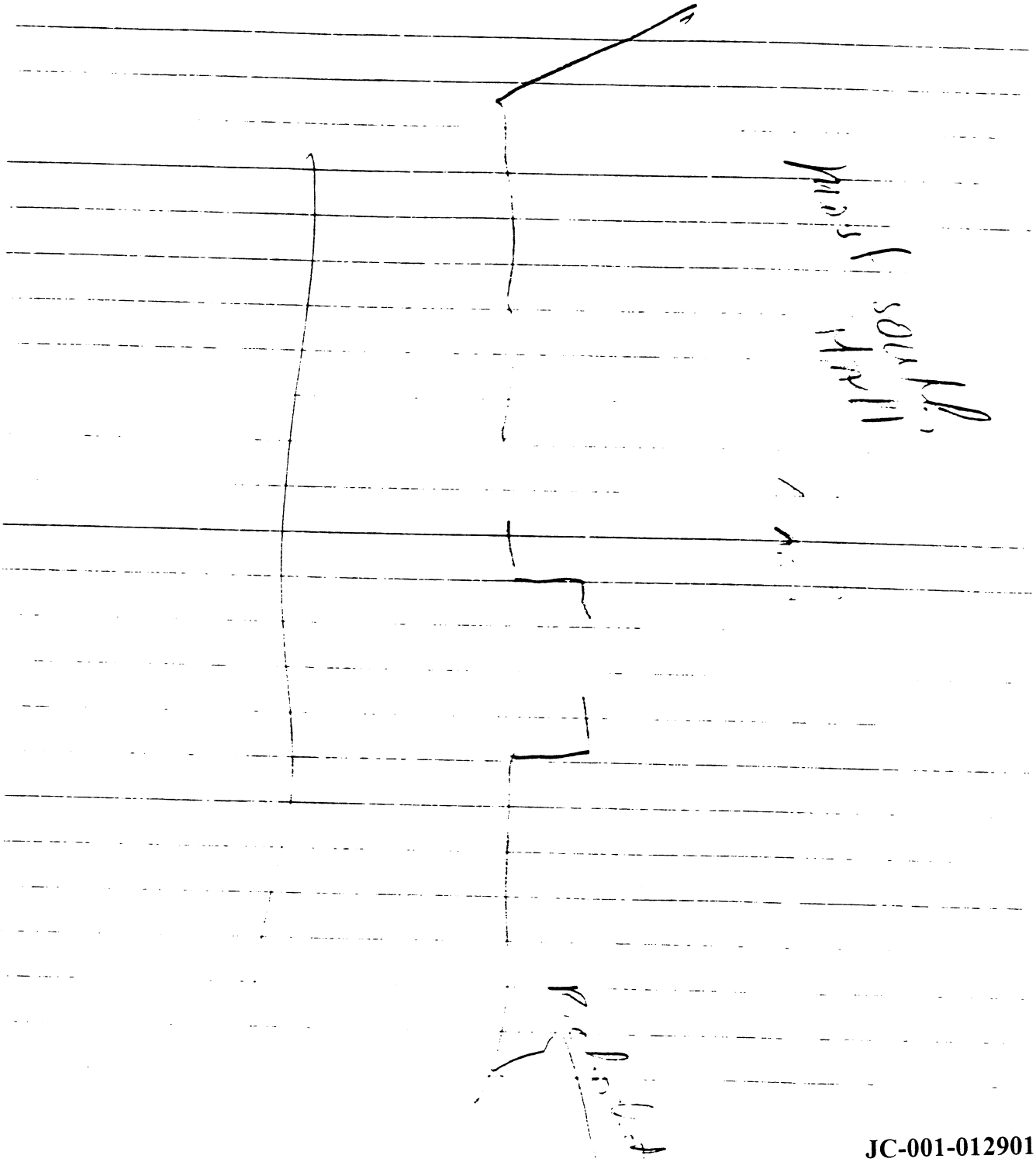

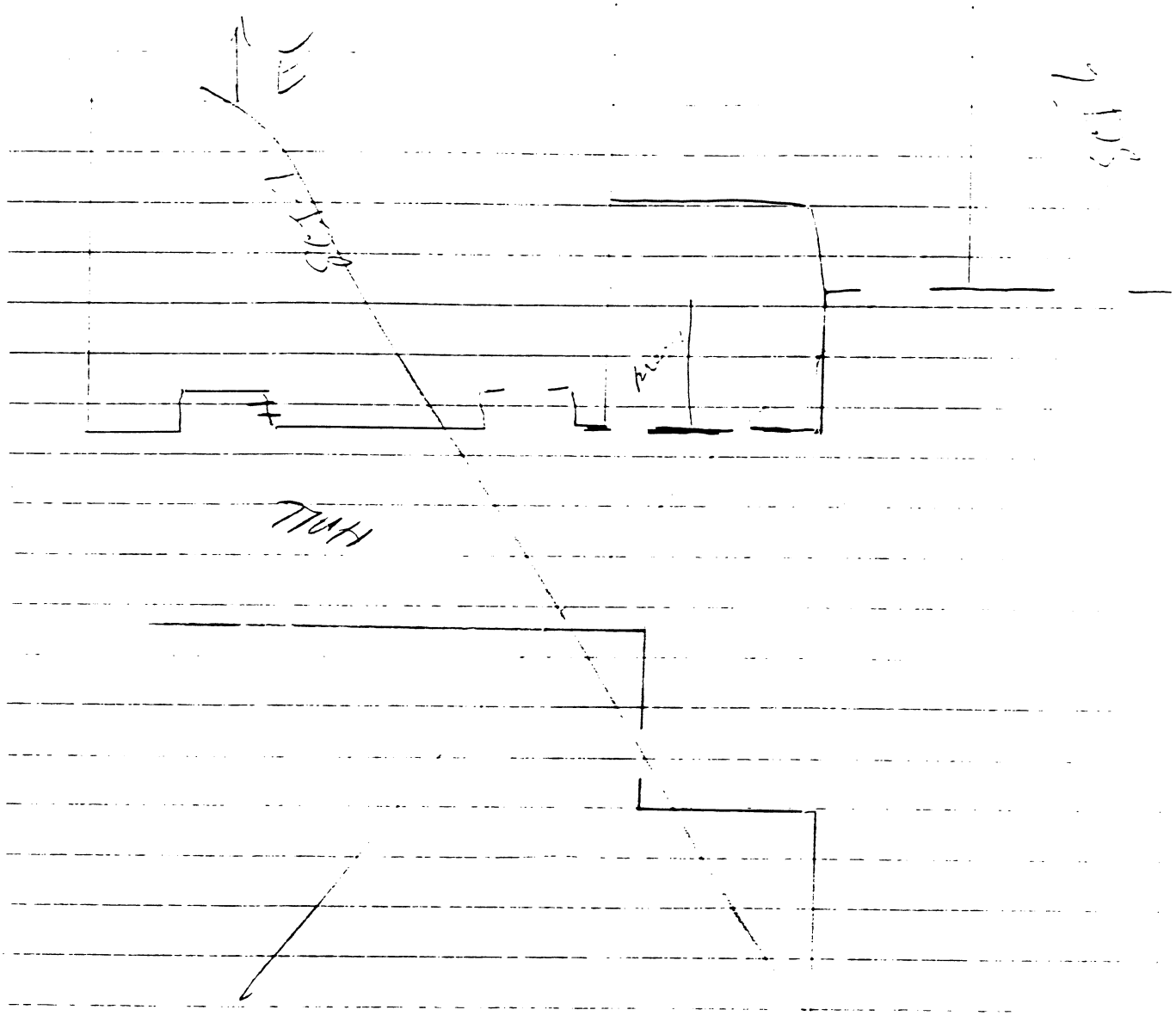

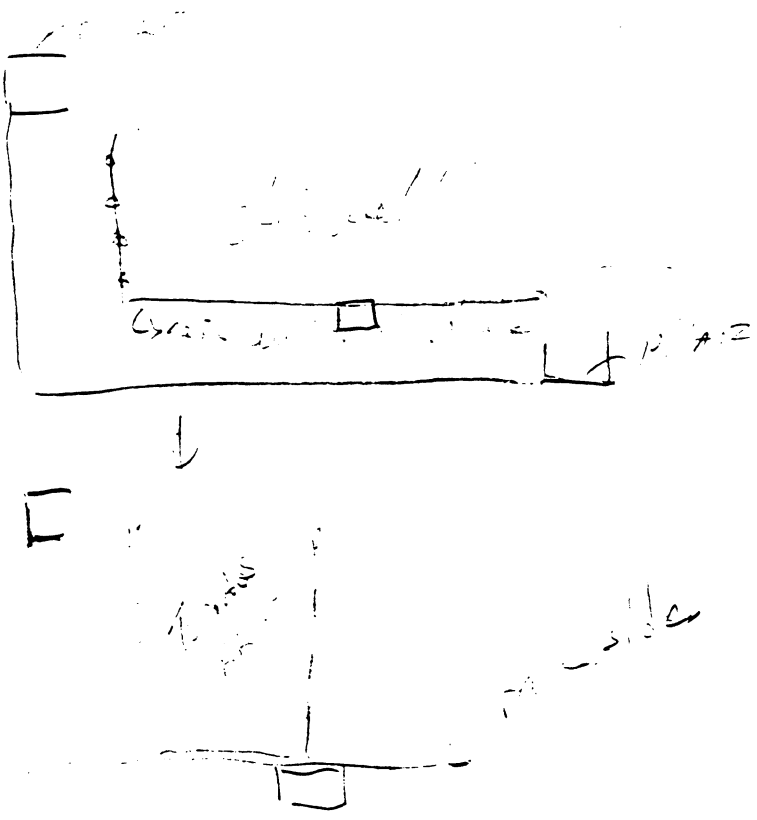

JC-001-012904

JC-001-012905

JC-001-012906

JC-001-012907

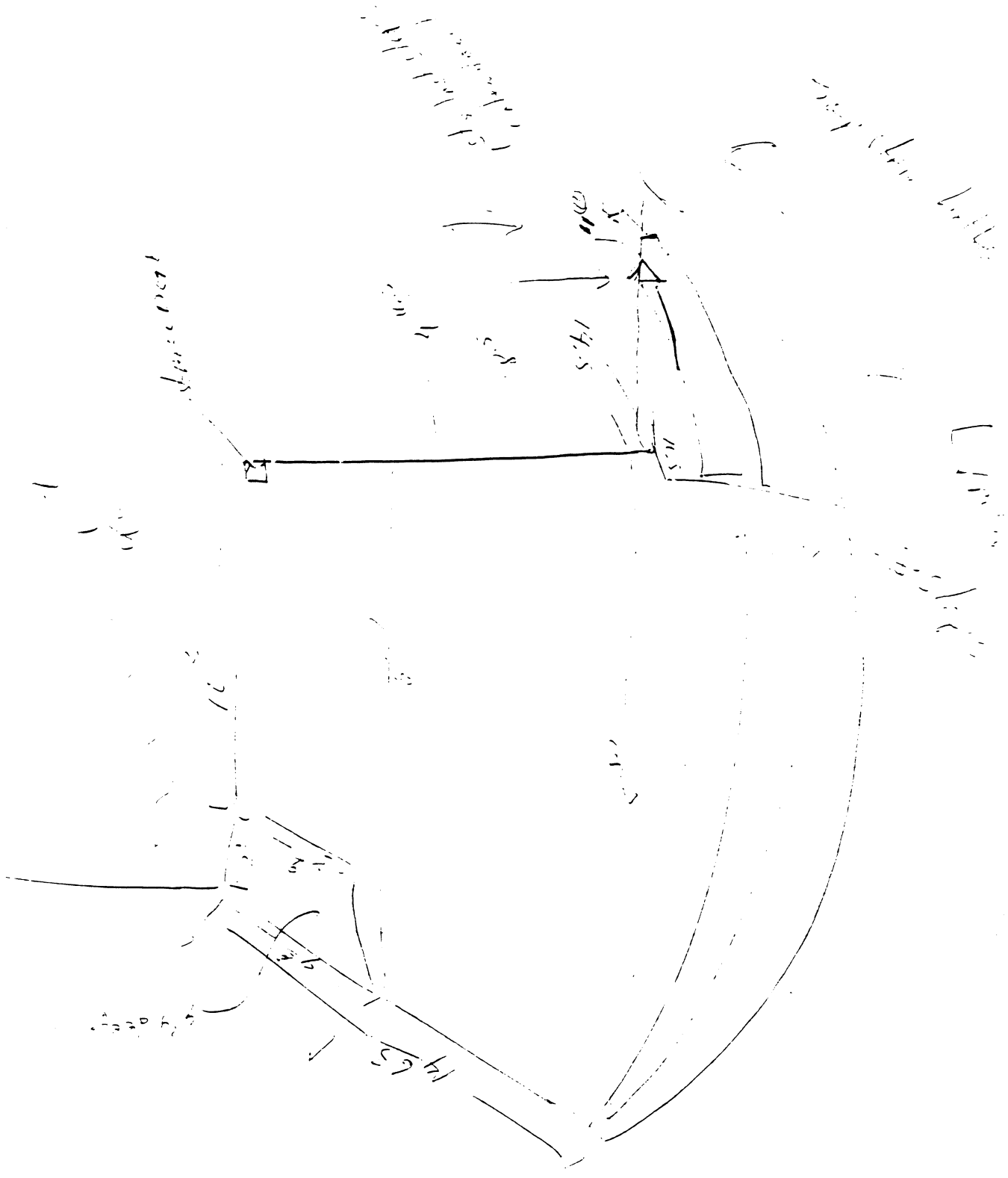

JC-001-012909

JC-001-012910

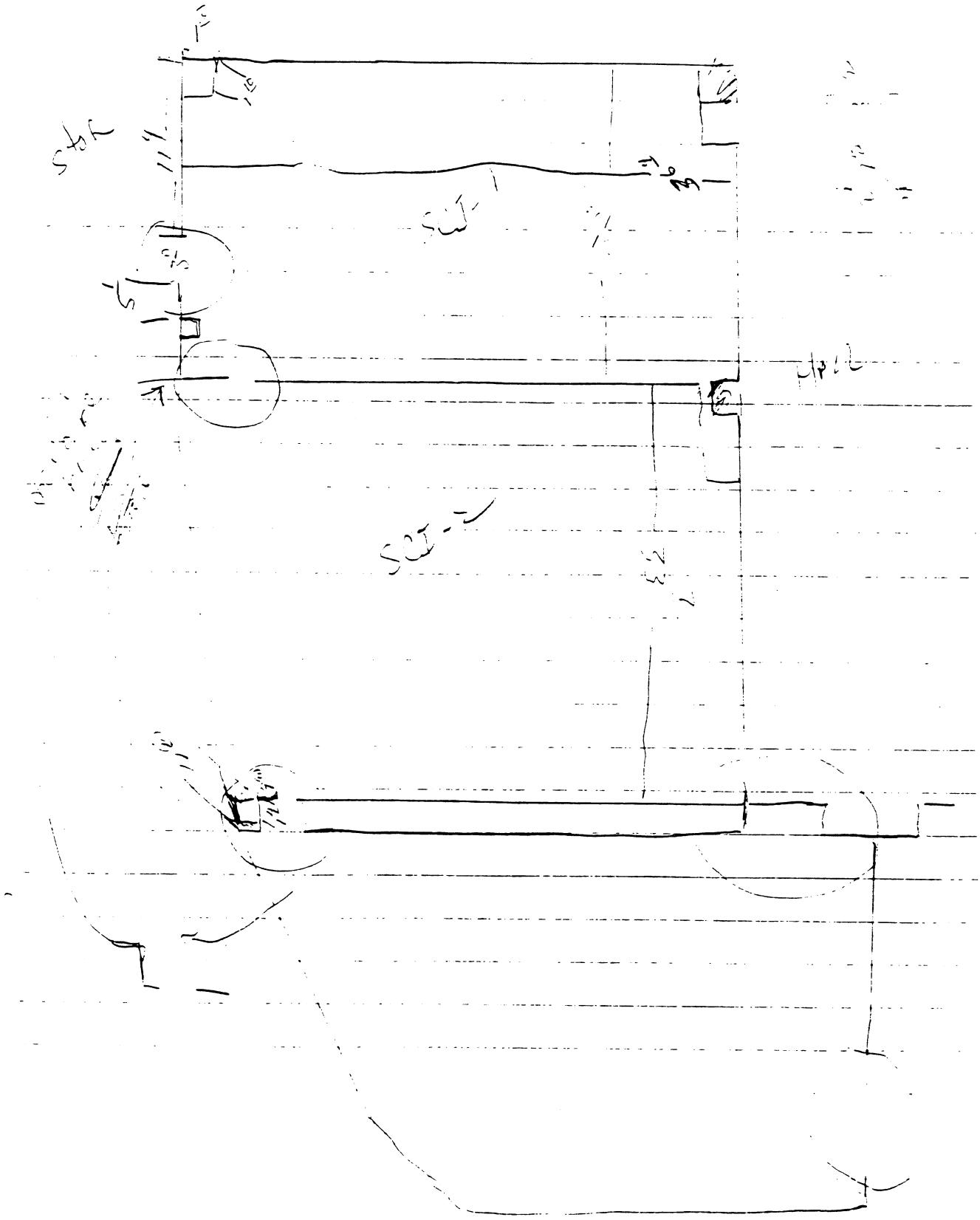

JC-001-012911



JC-001-012912



JC-001-012914

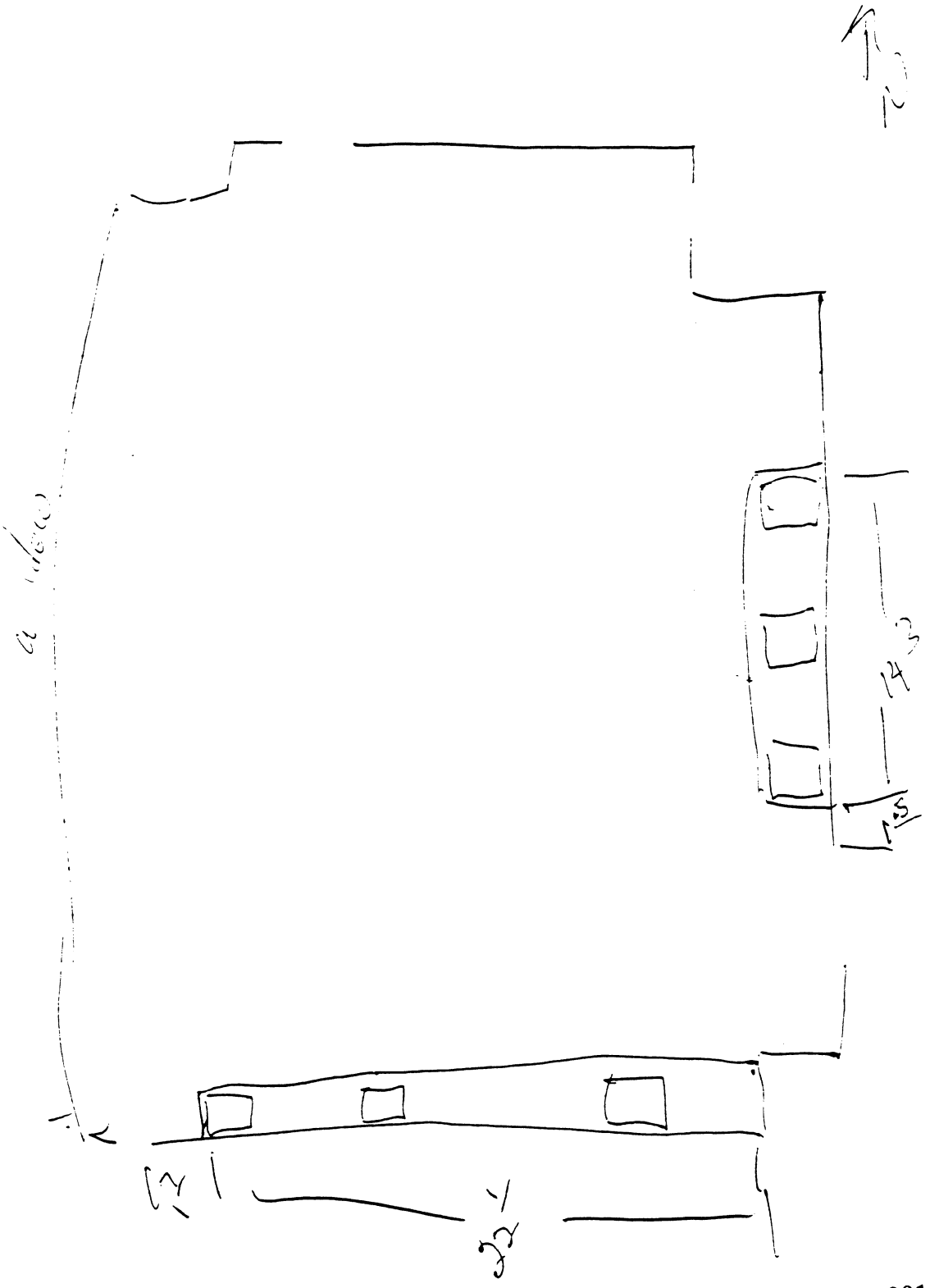

JC-001-012915

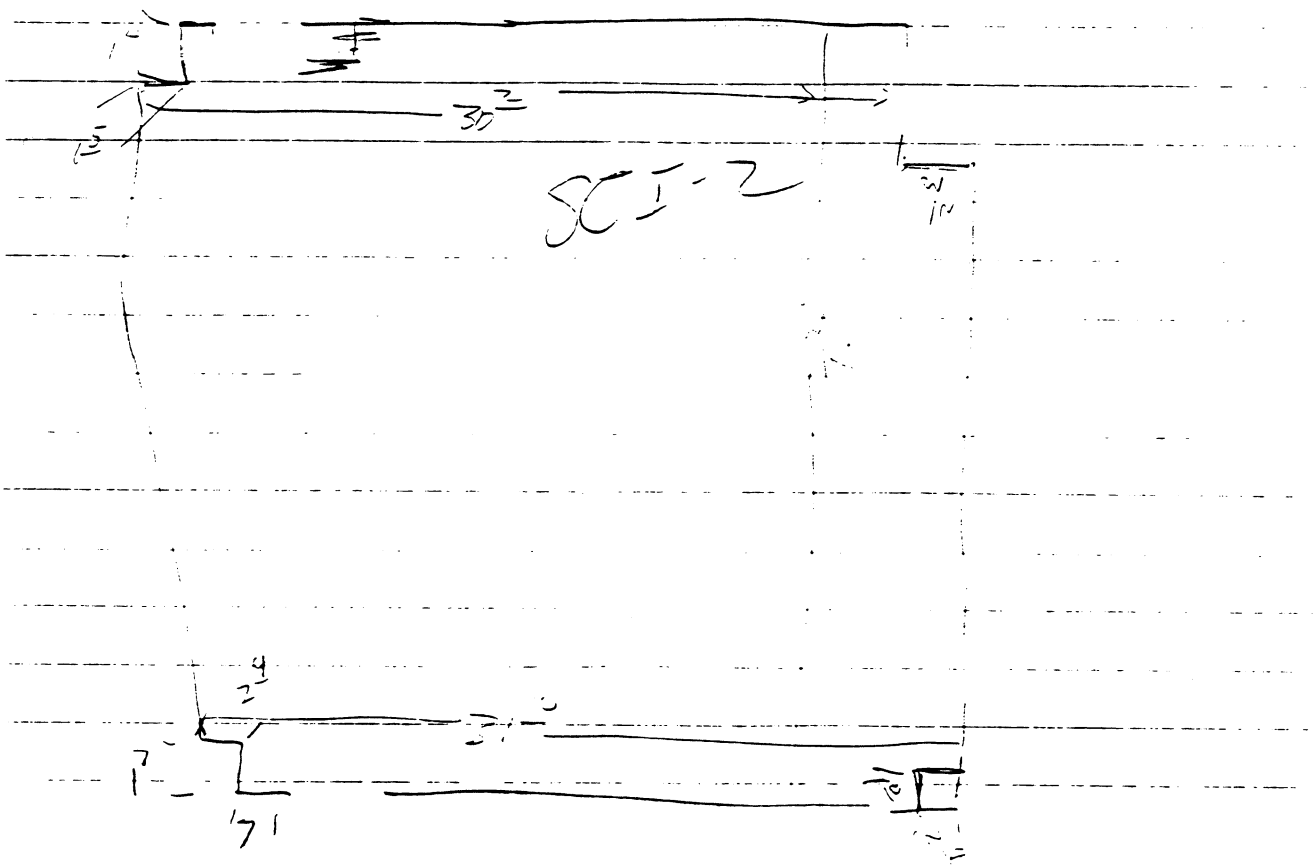
SC 1-2





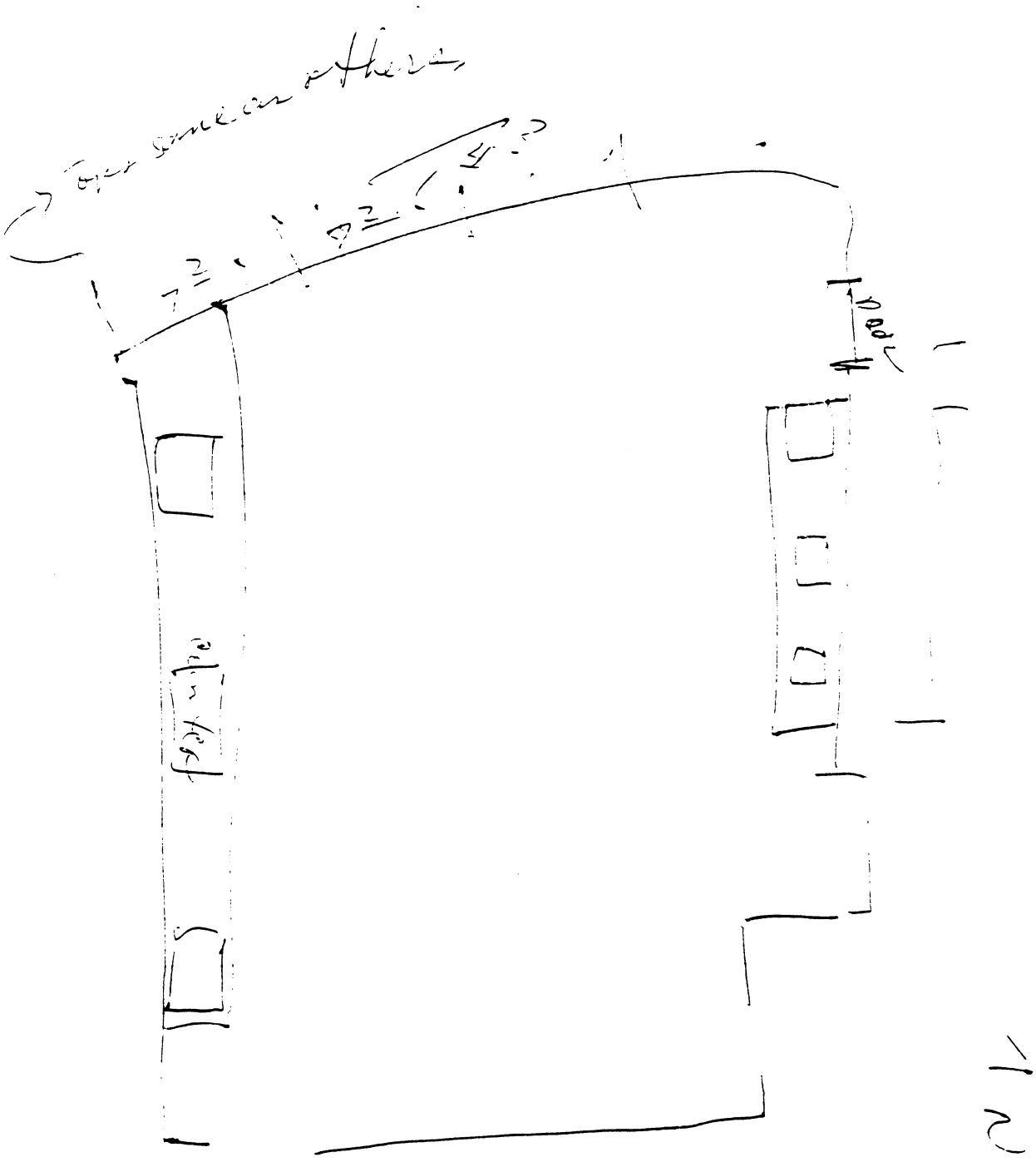

JC-001-012920

JC-001-012921

JC-001-012922

JC-001-012923

JC-001-012924

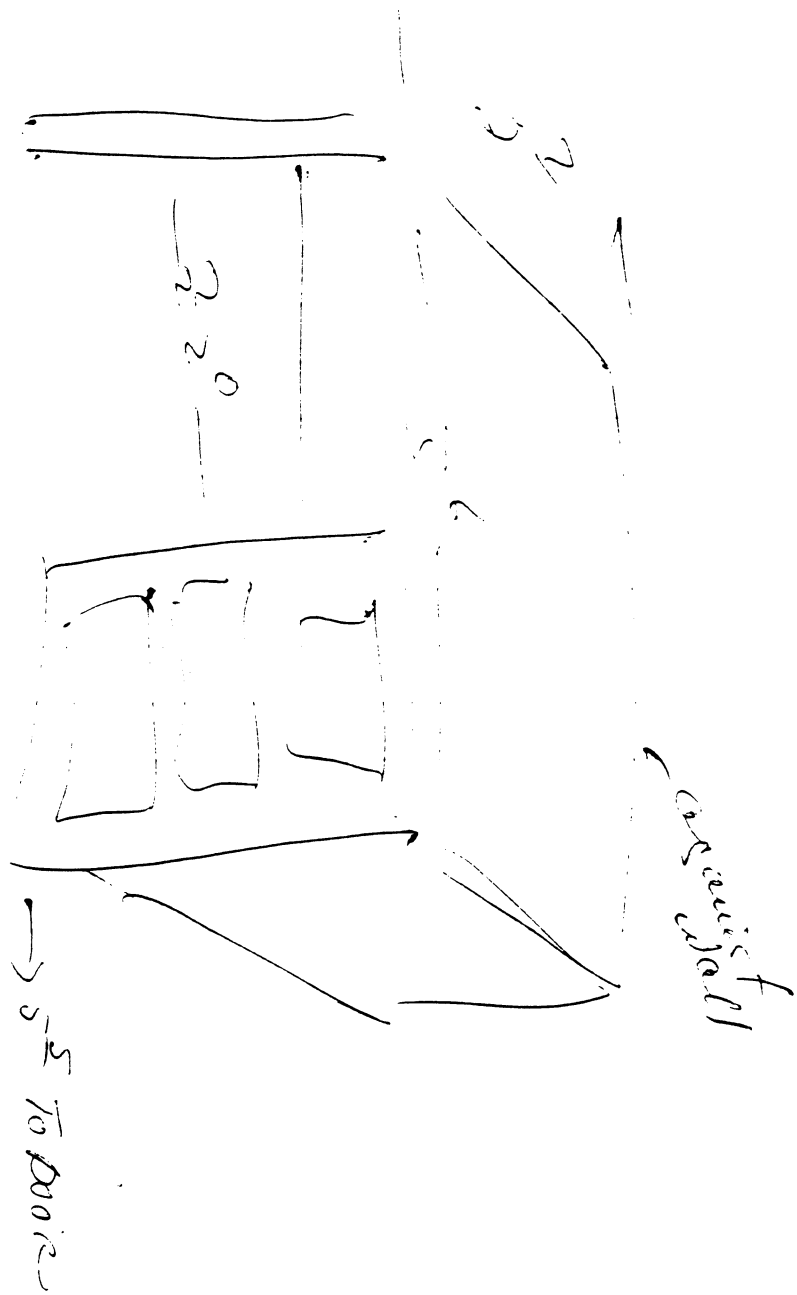

JC-001-012925

JC-001-012926

JC-001-012927

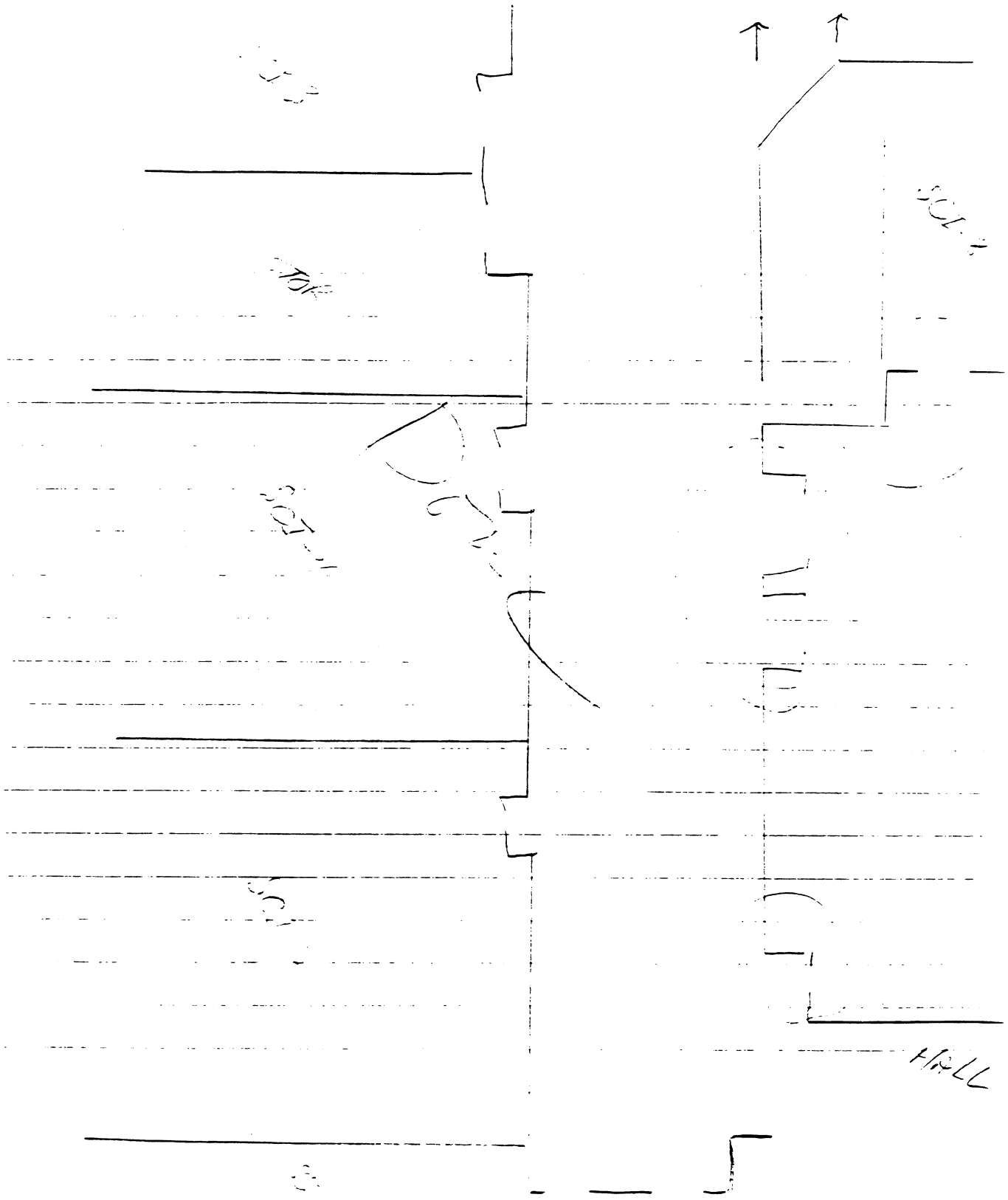

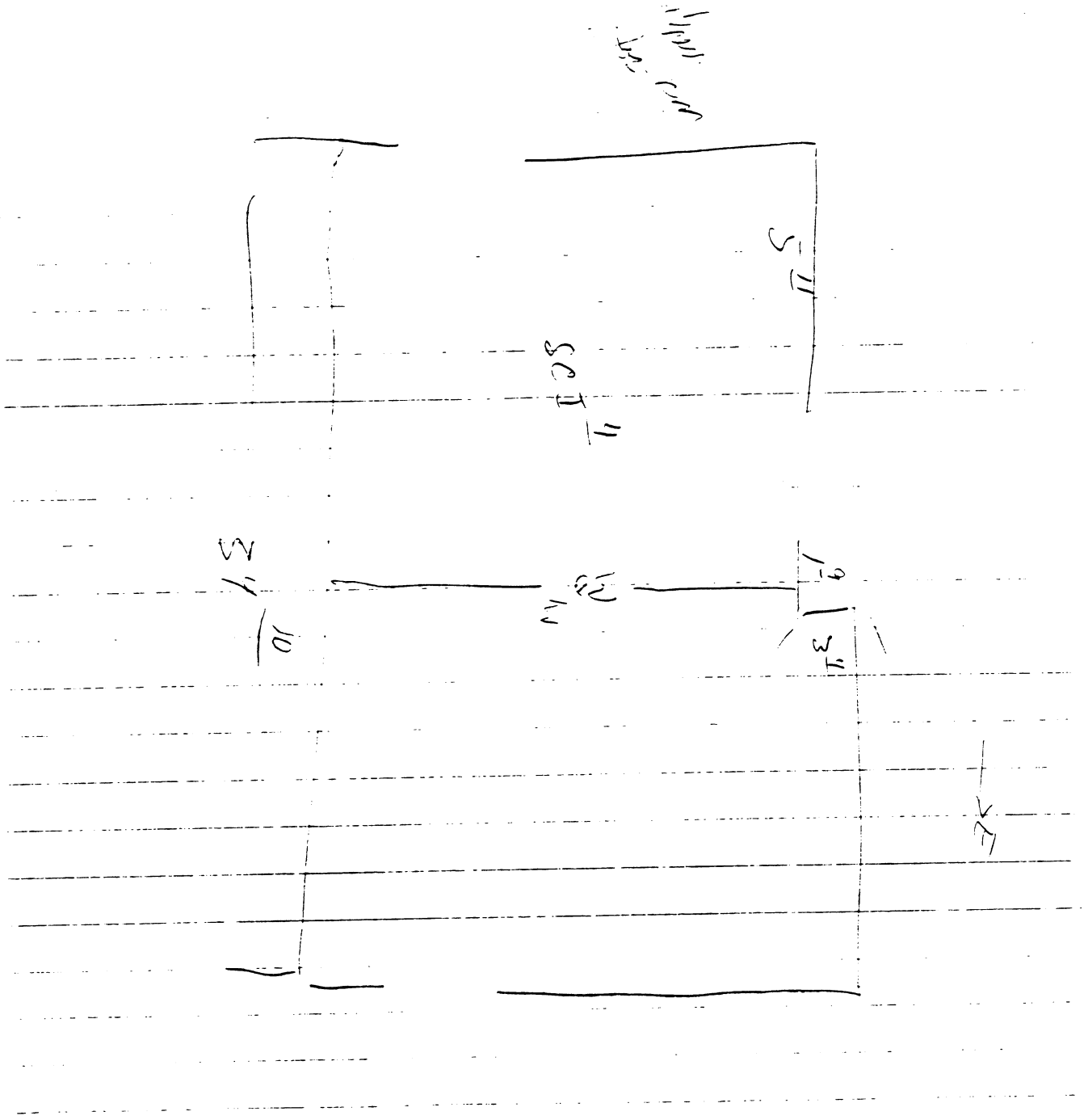



JC-001-012932

1622 - Tuesday 4 27 99

38'8" South & 9" East of Sidewalk
Lead Frag. outside

- Enter 4-27-99 @ 0759
out - 1019

SCI-7 @ 0950 on 4-27-99

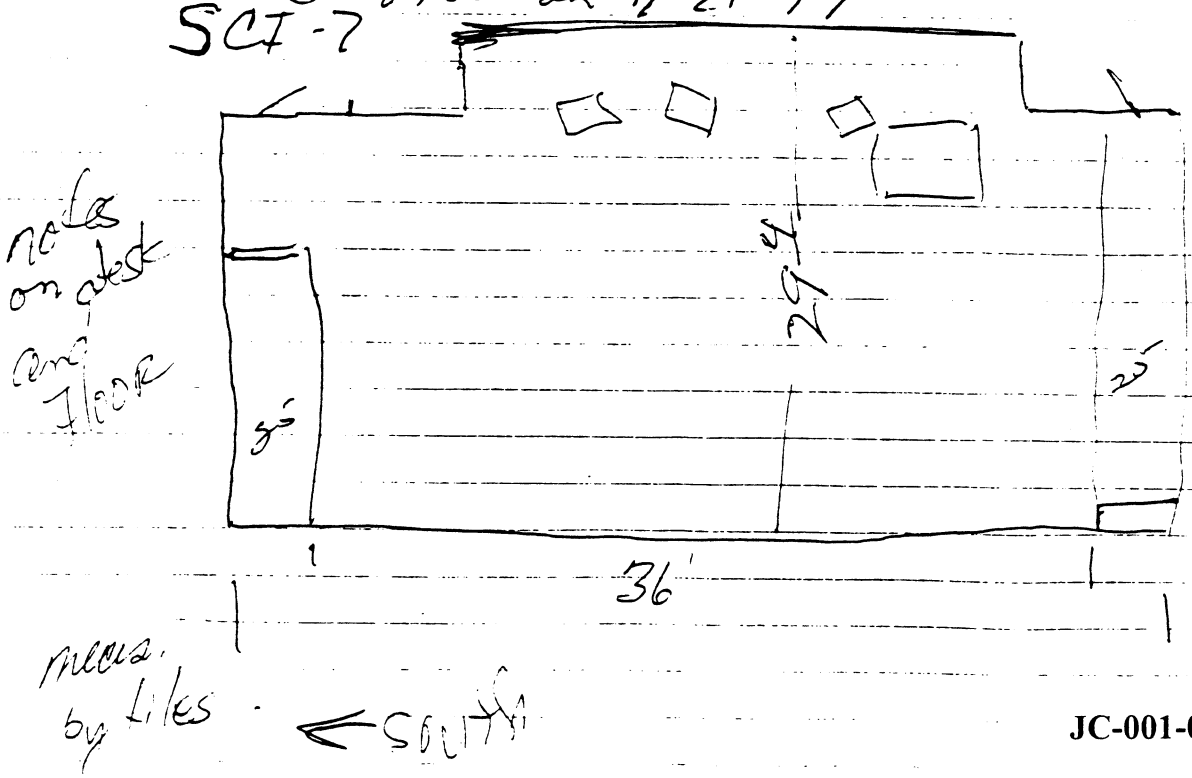

JC-001-012934





JC-001-012937

SET 3

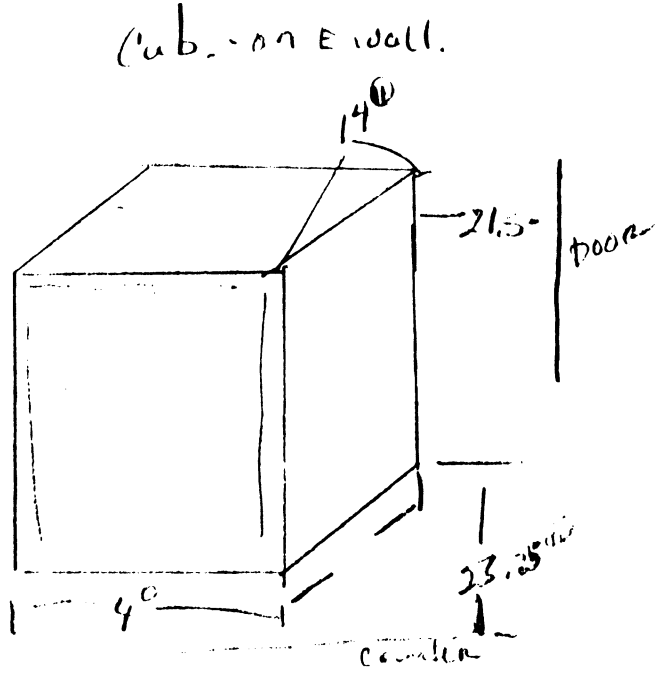

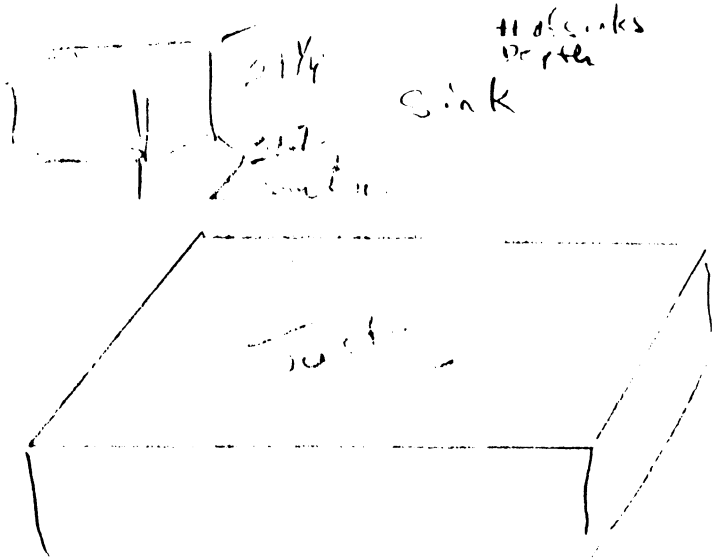

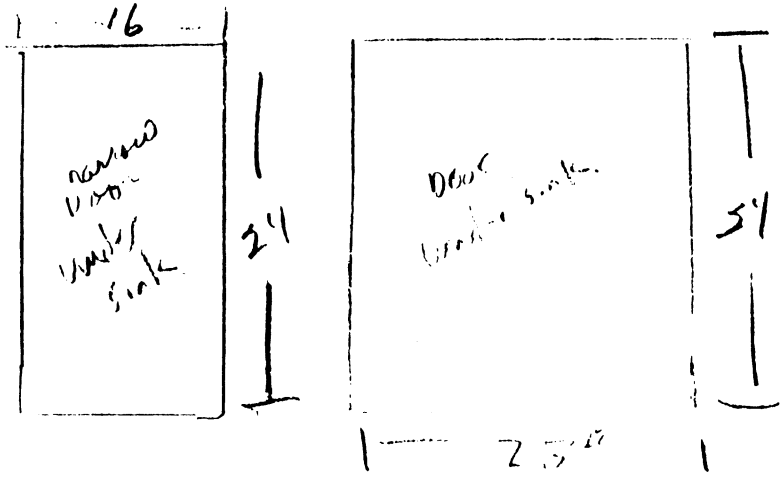

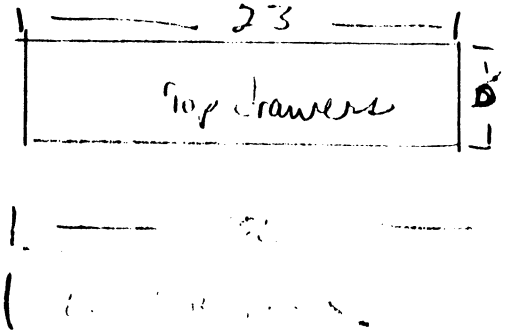

JC-001-012938

SCT - 3 Hood

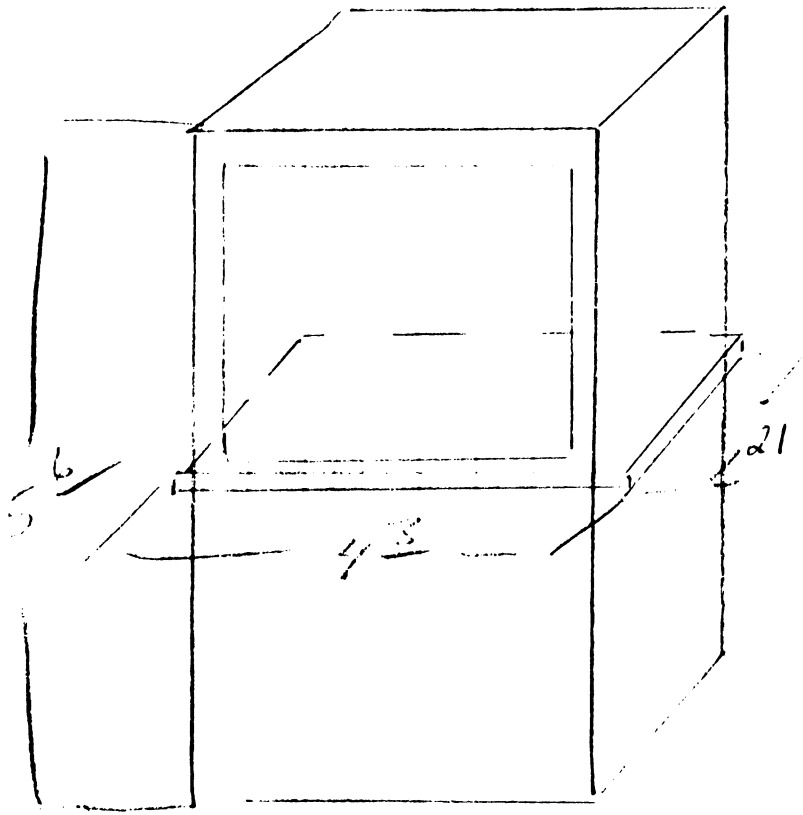

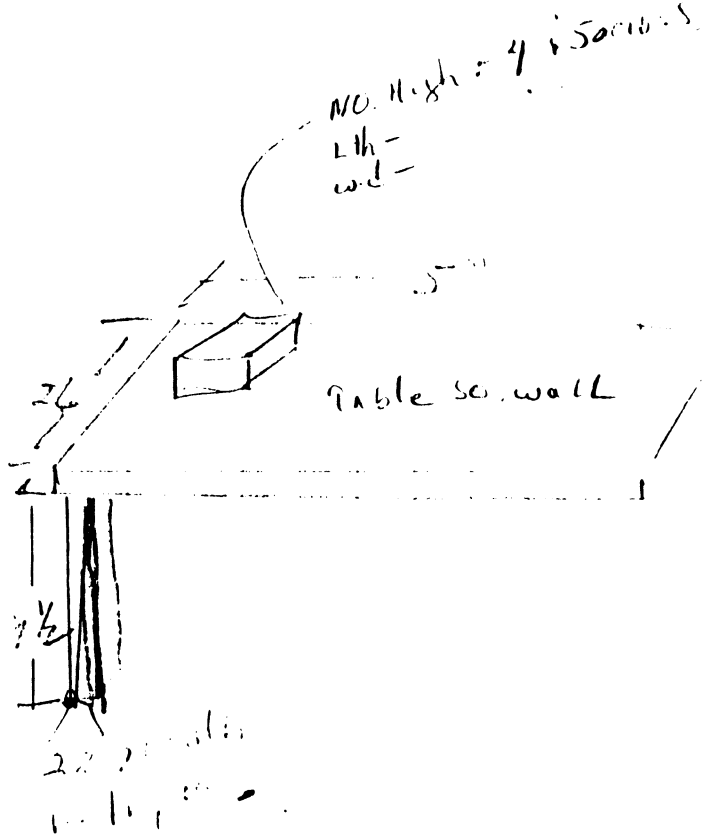

JC-001-012939

SC 1 - 8

Cab - w. corner



JC-001-012940



JC-001-012941

SCI-

3 sinks

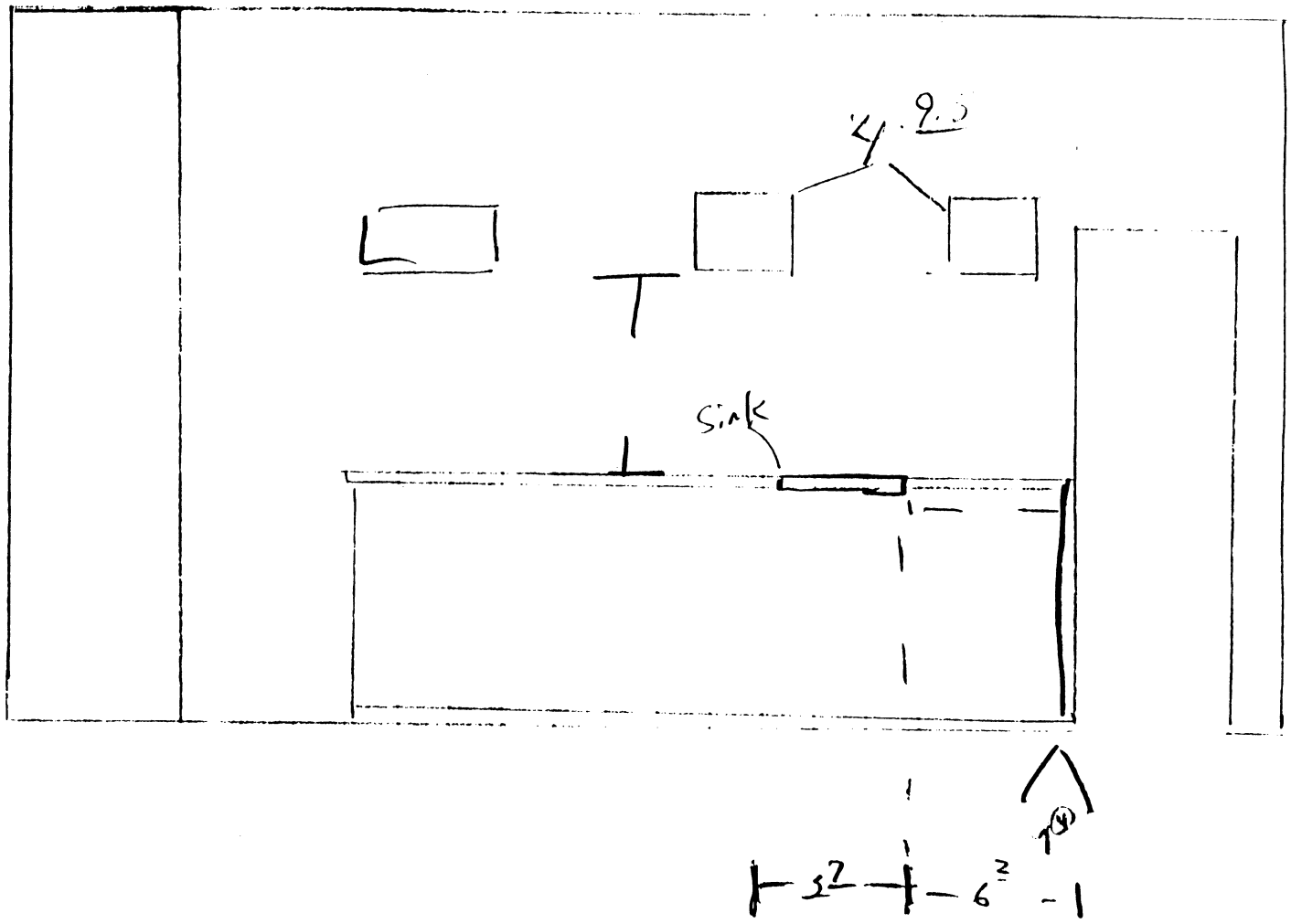

JC-001-012942

JC-001-012943

Student
desk

JC-001-012945

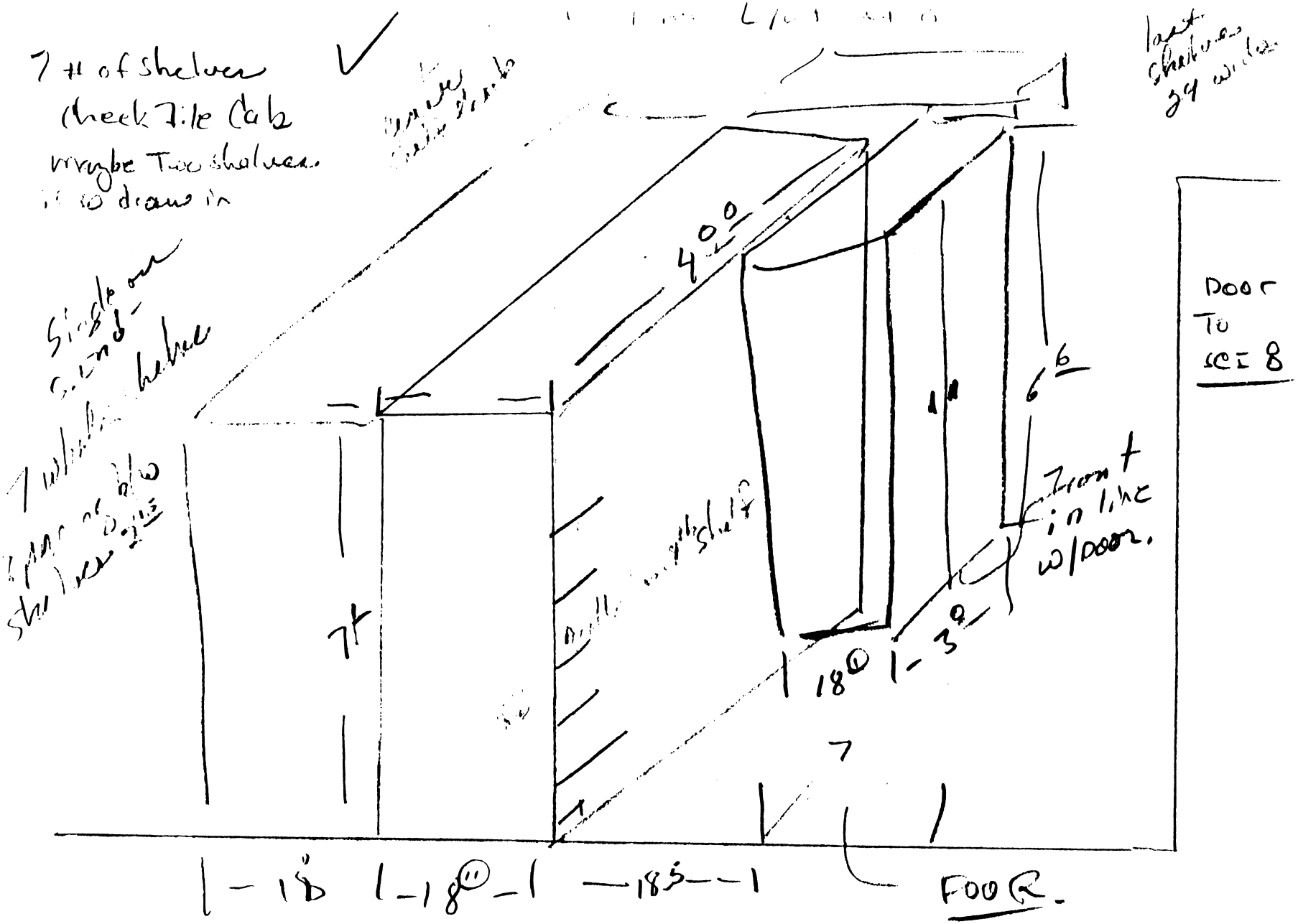

JC-001-012946

JC-001-012947

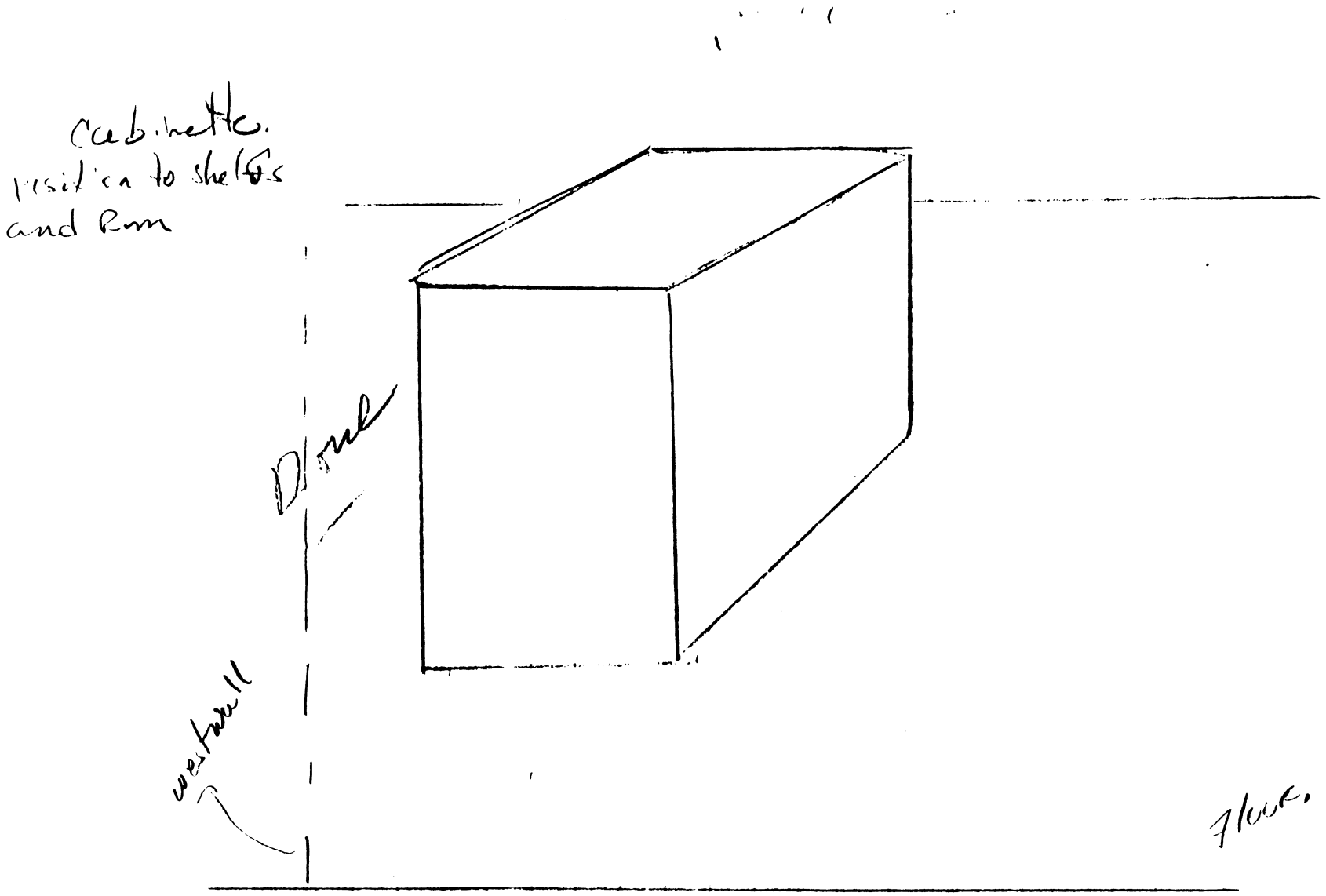

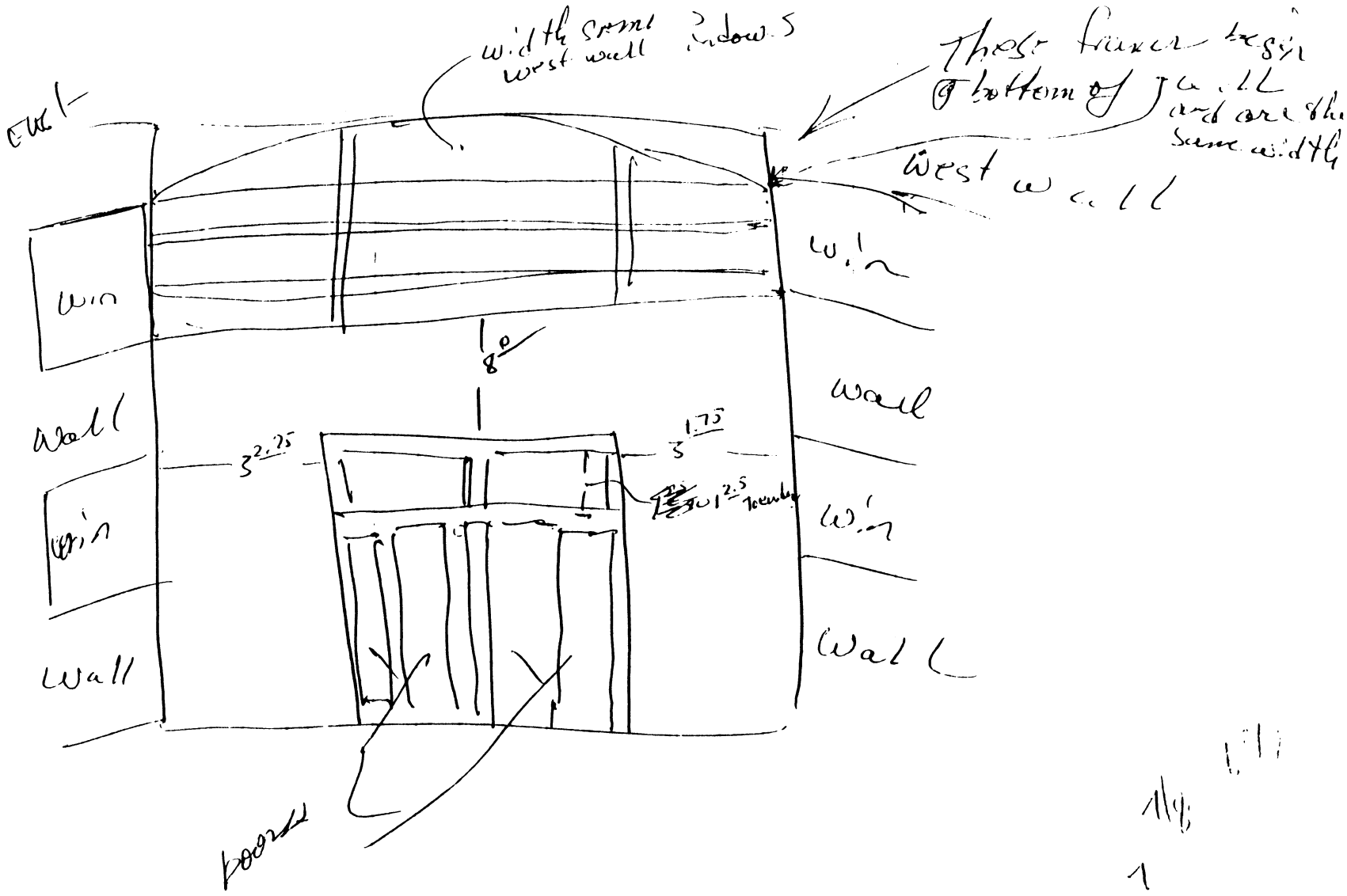

JC-001-012948



JC-001-012951



JC-001-012952

(middle) - 6'2

(left) - 6'6½

3'3¼

6'7½

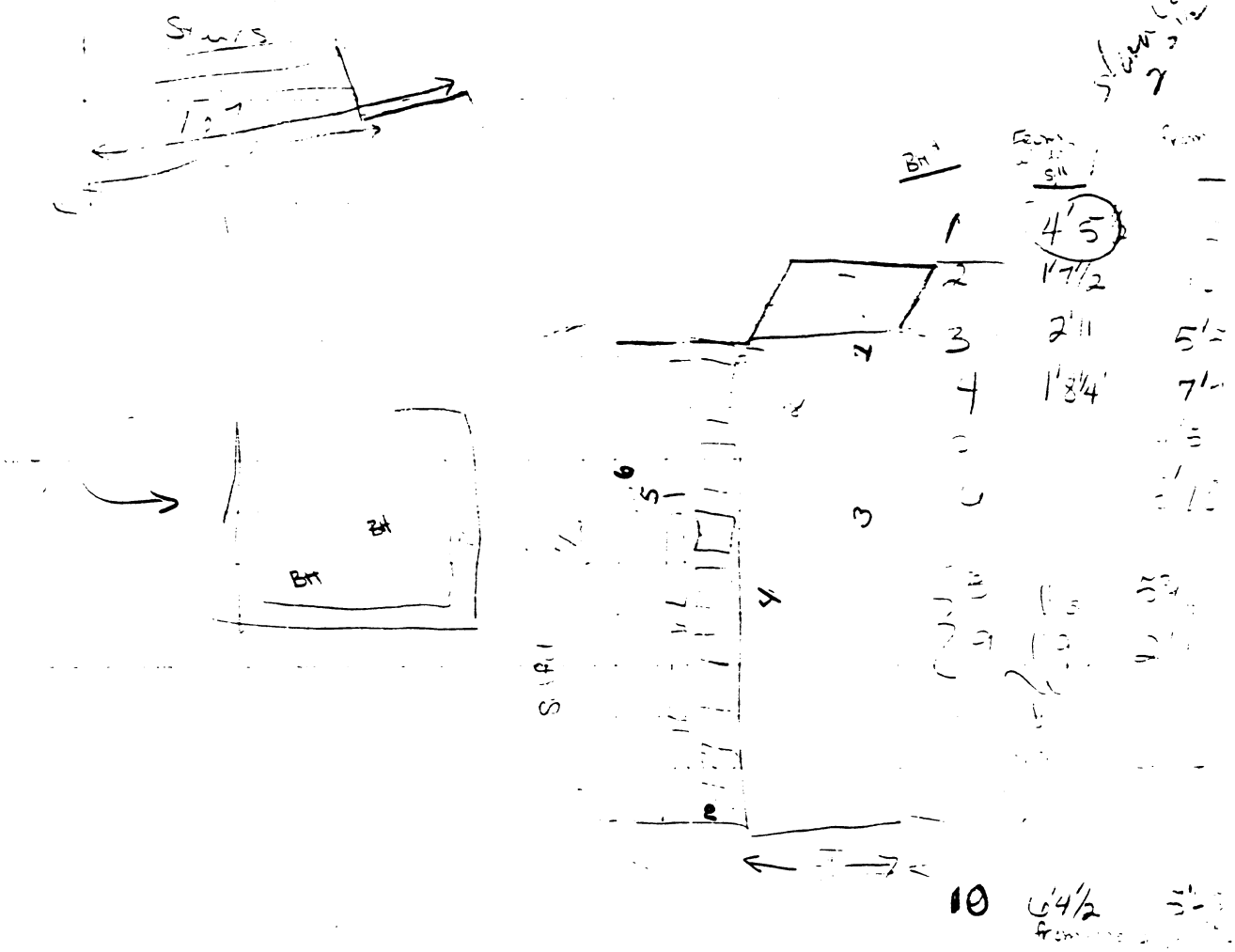

JC-001-012953

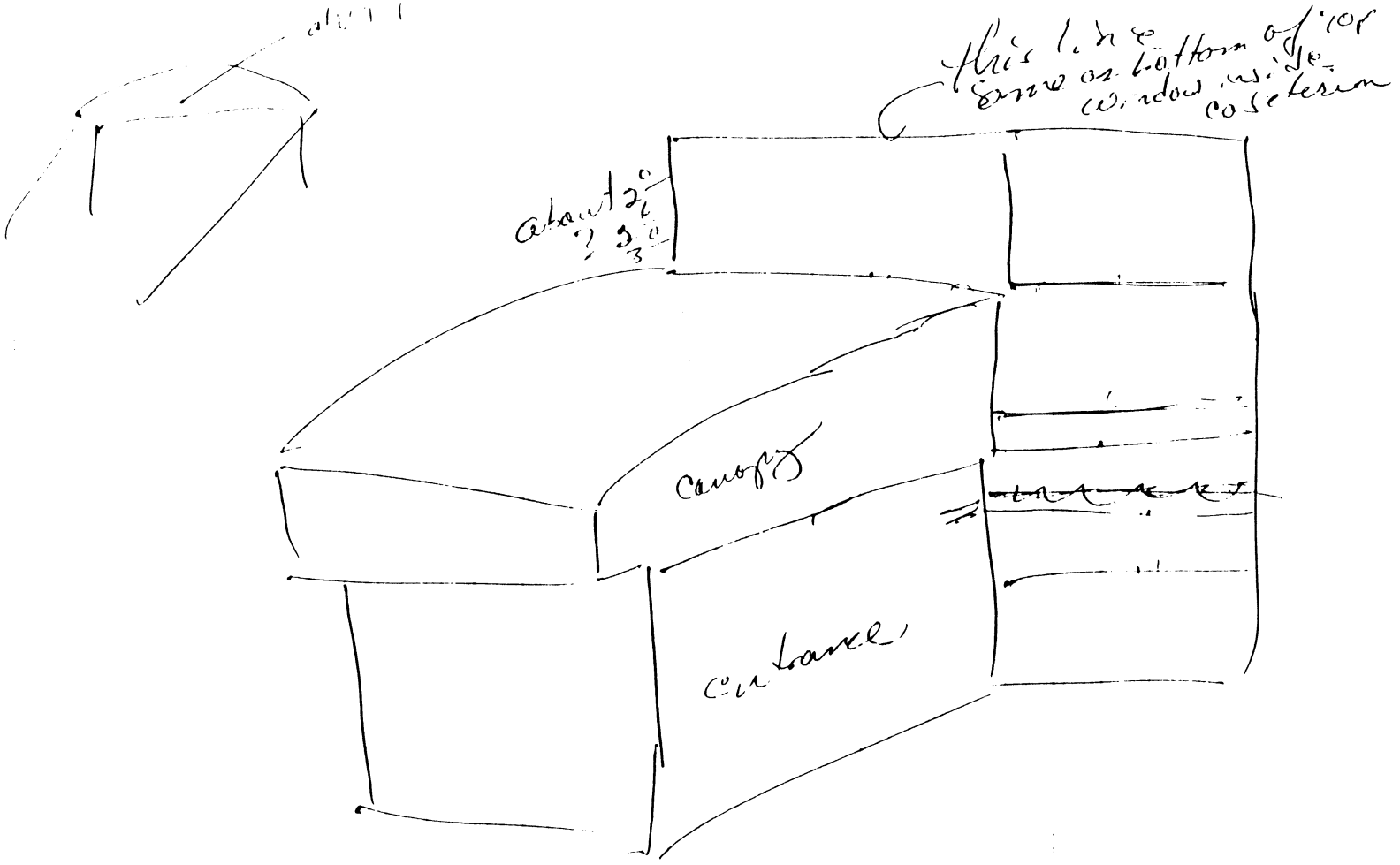

JC-001-012954

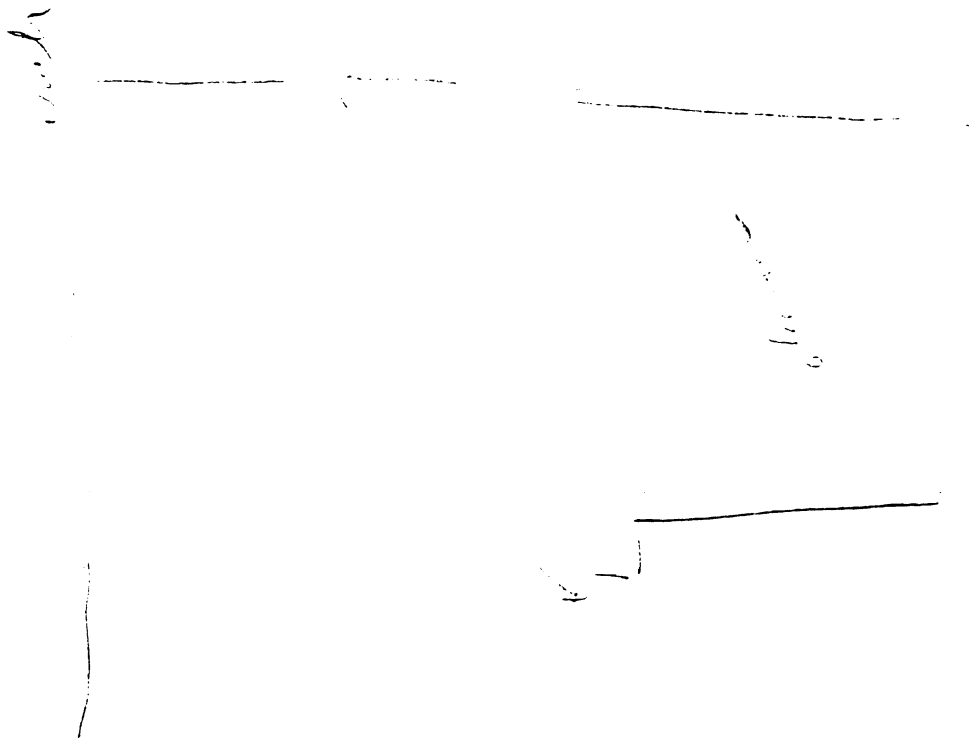

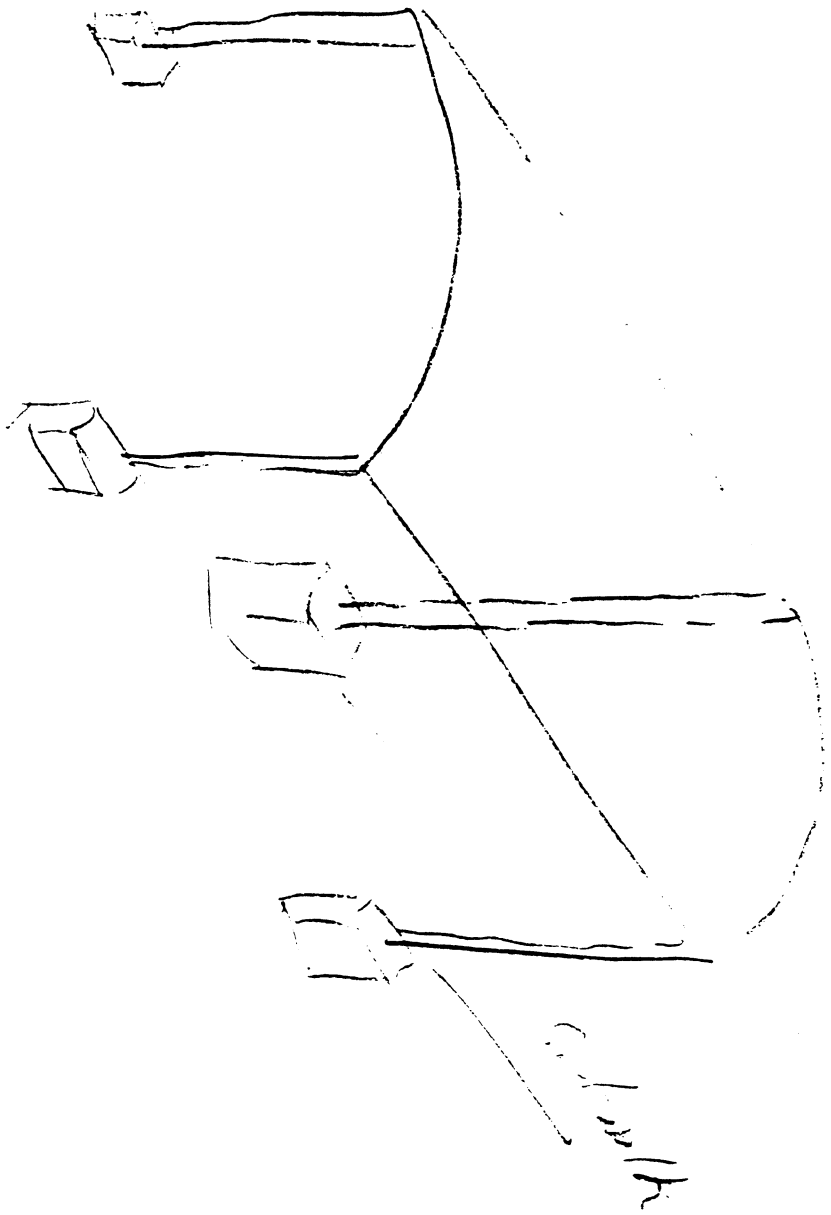



JC-001-012958

JC-001-012960

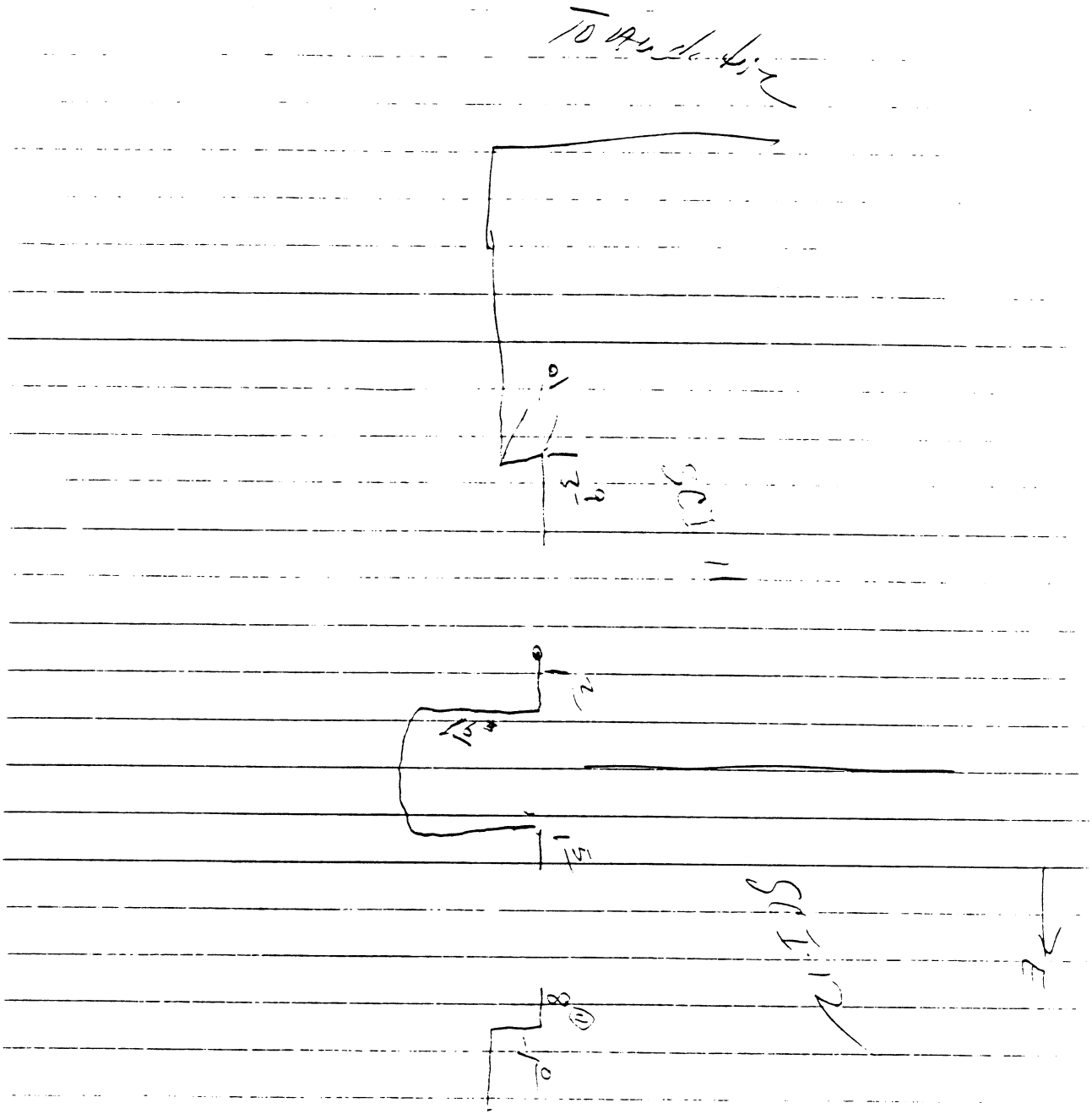



JC-001-012963

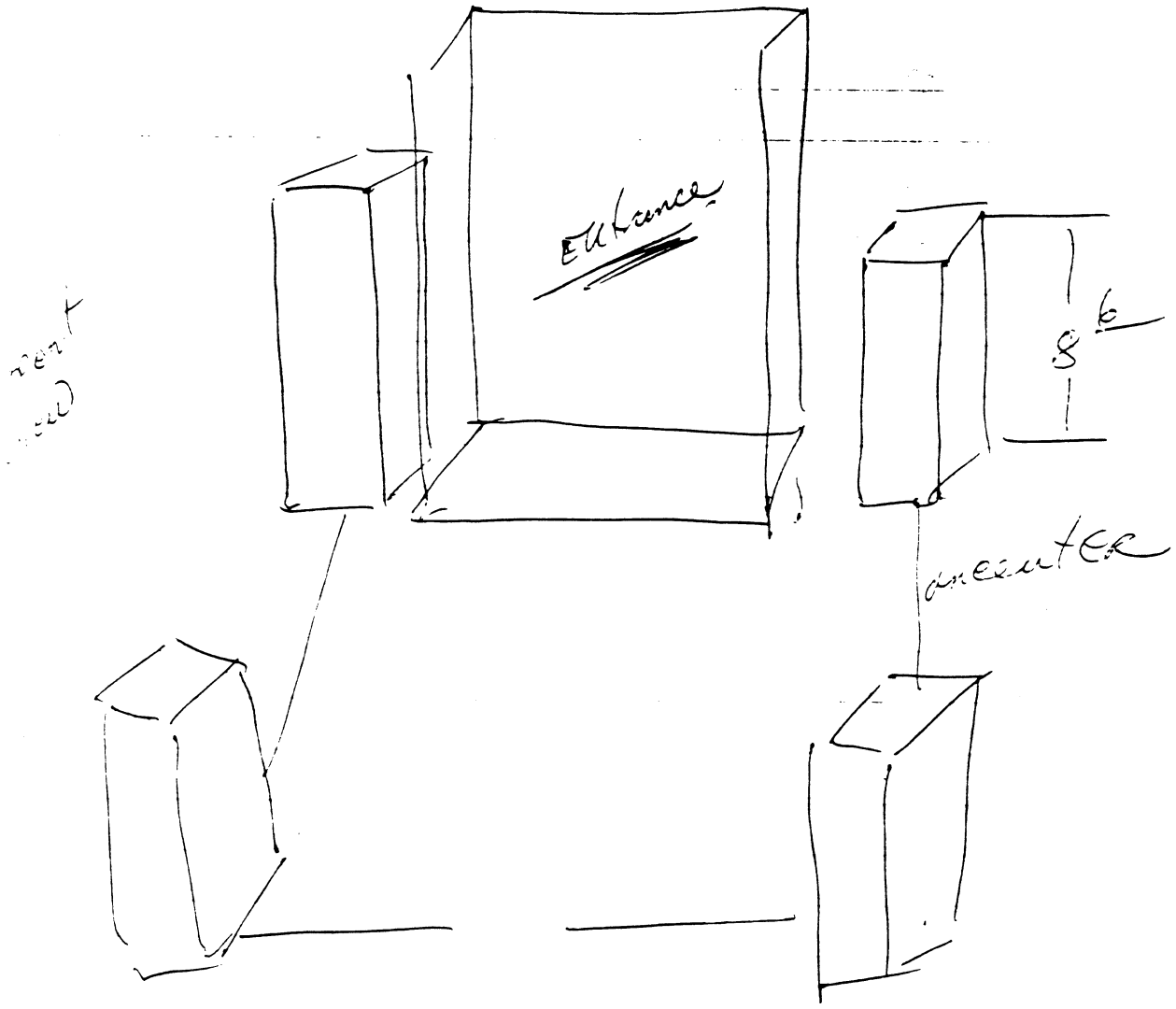
Entrance
8'
counter

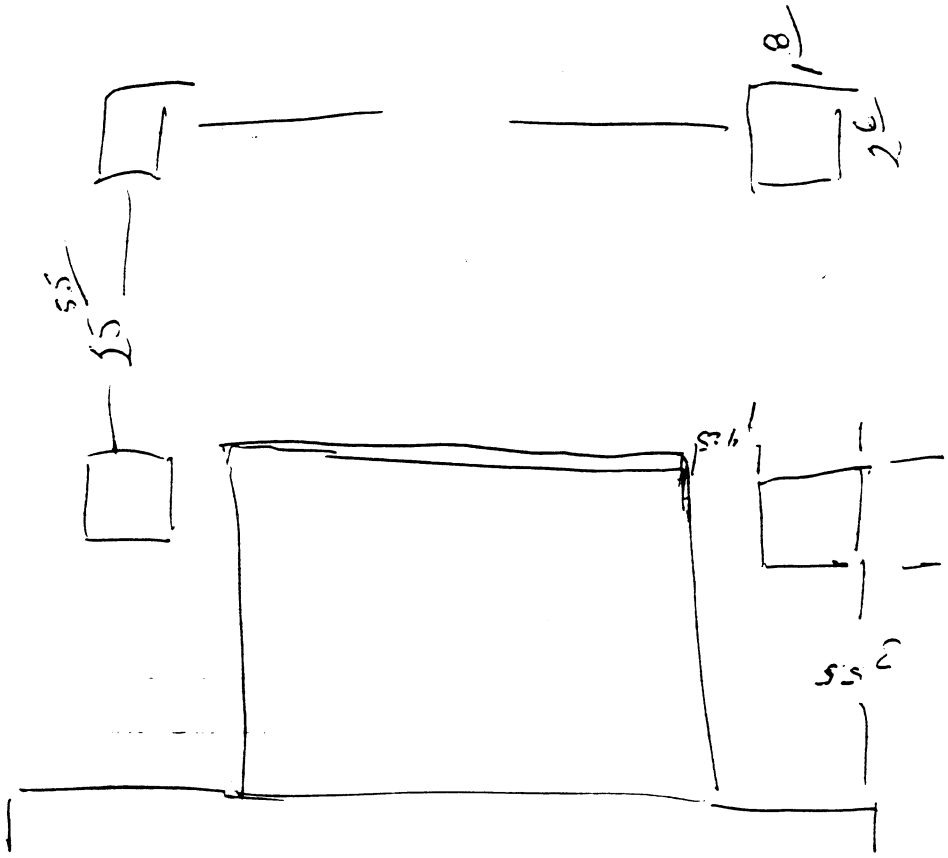

4-23-99
N
Window
1538 = 19 4 7 2
1560 = 19 4 8
1621 = 21 5 7 10
Main Hall
Main Front
Main Hall
Main Hall
Main Hall

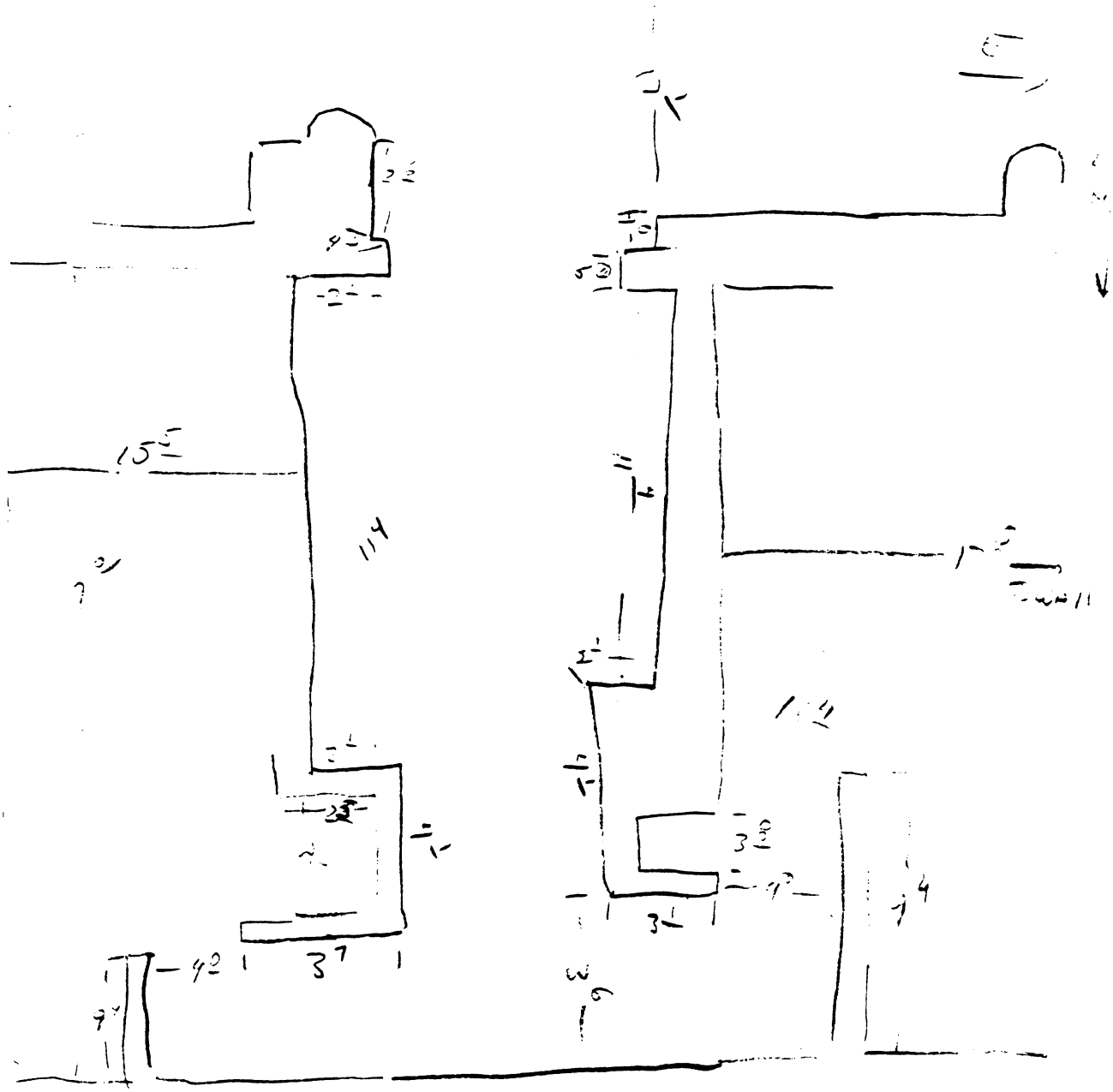



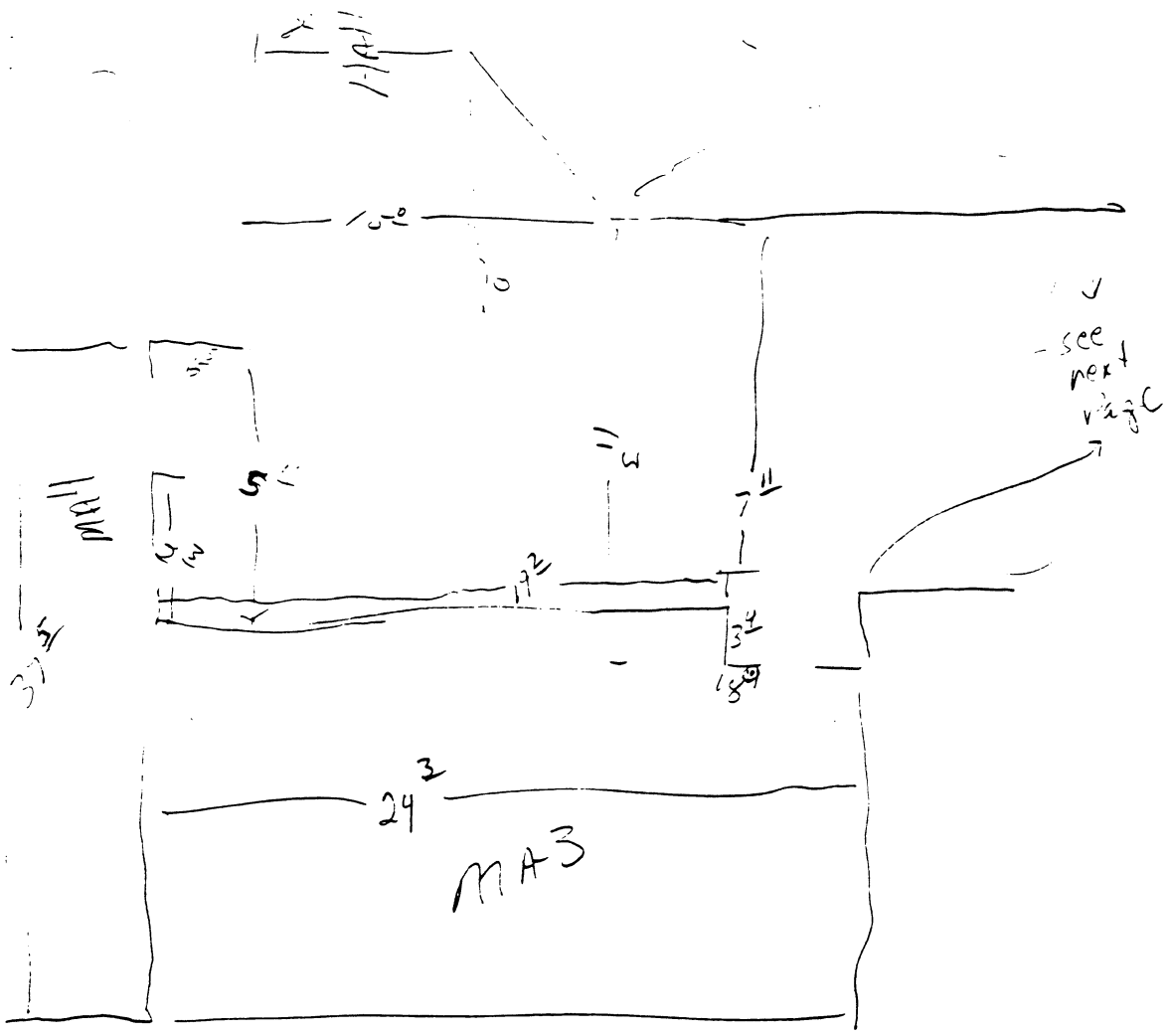
see next page
24
MA3

JC-001-012971

JC-001-012972

JC-001-012973

JC-001-012974

